







TANDY CONSULTING

INC

Tax & Accounting Professionals

1. Sign up for a **CoinBase** account
 - a. Once signed up Click on > Name icon at top right > Settings > Find your Bitcoin address > click on Label and label it "Company Name". Copy and paste address below repeat as needed for each coin type:
2. Sign up for a **BitPay** account
 - a. Once signed up > click on invite USER and add banking@tandyconsulting.com as an Admin User, we will add the addresses above.
 - b. Doing it yourself? Click on Users; Click settlements and add wallet addresses from above.
3. Download the Coinbase App  
4. Download the Bitpay Checkout App  
5. Login and complete connections to Apps.
6. Setup an account with **CoinTracking** so we can track your trades
 - a. open the Settings page and enter this code **b5de2418240bdb3b759fe09c744637a5** at the bottom in the 'Join multiple accounts' section.

Learn about all of our services at
www.tandyconsulting.com

Crypto Bookkeeping Services | Taxes | Tax Planning
Gain Harvesting | Loss Harvesting | Latest News

