



### Meeting Info:

Meeting location:  
8361A Dayton Pike  
Soddy Daisy, TN  
(Horsin' Around)  
At 1:00 p.m. Sat.  
Mar 16, 2024

### IN THIS ISSUE

|  |    |
|--|----|
| S. Demonstrator                            | 1  |
| Feb. meeting                               | 2  |
| Officers                                   | 3  |
| Donations projects                         |    |
| Sponsors                                   |    |
| Treasurer's report                         | 4  |
| The Web                                    |    |
| Club challenges 2024                       |    |
| Streaming issues & how you can participate | 5  |
| Safety                                     | 6  |
| Members benefit                            |    |
| Shaving Sessions                           |    |
| Special CA Glue order                      | 7  |
| Show & Tell Pictures                       | 8  |
| PowerPoint Presentation                    | 13 |
| Special order form                         | 14 |

## Mar. Demonstrator

## Leslie Ballard



Tri-State Woodturners  
An official AAW chapter



My mother was an acrylic artist specializing in animals and landscapes, so my interest in creating pieces of art came naturally. I followed in her footsteps as an acrylic artist until I discovered resin in 2015. Resin as a medium creates movement and shine in art pieces and each piece is totally unique. I began using resin to create large, abstract wall art pieces. Some of my pieces can be seen in people's homes across the country, as well as in local businesses such as banks and wine bars.

My focus now is three-dimensional work combining resin and wood. My family took a leap of faith and gifted me a lathe, tools and various accoutrements for Christmas one year after I made a casual comment about wanting to know how to turn a vase/bowl. I had no experience whatsoever in woodworking, but it was obviously a terrific gift as I have been an avid wood turner ever since. Interestingly, almost everything I know about turning I learned through YouTube videos!

The process of taking a piece of wood from its natural state to a piece of art fascinates me. The wood has to be bone dry, shaped, molded with resin and then turned and finished. This multi-step

process keeps me engaged and entertained!

There is a thrill in discovering what the wood and resin become as they unveil themselves on the lathe.

I am a resident of Milton, Georgia and can be found on the golf course when I'm not on my lathe.

The demonstration Saturday will provide an overview and foundational knowledge of:






- \* Resin
- \*The process of coloring and casting blanks
- \* How to turn resin/hybrid piece
- \* How to finish a bottle stopper

Don't miss this unique demonstration Saturday March 16th.

# Feb. Demonstration



Carl shared about the broad subject of multi-axis woodturning with it's different approaches and methods. He turned a 3 sided tool handle and candleholder.



# Donation Projects



President, Doug Spohn

## TSW CLUB OFFICERS

**Doug Spohn** President  
(423)240-4386 djspohn@epbfi.com

**Jerry Schnelzer** Vice President  
(423)280-9757 Jerry.Schnelzer@gmail.com

**John Fortmiller** Treasurer  
(423)280-5904 Leowen@Epbfi.com

**John Dekle** Secretary/Newsltr Editor  
(423) 364-1268 Turning411@Yahoo.com

**Doug Spohn** Program Director  
(423) 240-4386 djspohn@epbfi.com

Most above officers are official  
Tri-state Woodturner Mentors




Don't forget the opportunity to give to others by turning one of the donation projects; Beads of Courage Box, Pens for the Troops or Ornaments.



**NEW MEMBER MENTOR:** Are you new to wood turning or at least have an interest in it? TSW provides an opportunity for you to learn from other turners who are willing to give you personal instruction and guidance. There is no fee for this instruction for TSW members. Contact one of the listed officers who will guide you to select a helpful mentor for you.

The following sponsors give generously to Tri-State Woodturners and we want to encourage members to support them generously



5824 Brainerd Rd., Chatt. TN 373411 + (423) 710-8001

Ask about their discounts for AAW club members



# Treasurer's Report



# The Web

|                              |          |          |
|------------------------------|----------|----------|
| Beginning Balance February   |          | 2,963.87 |
| Income                       |          | 937.00   |
| Raffle                       | 57.00    |          |
| Dues                         | 880.00   |          |
| Expenses                     |          | 1,890.23 |
| Rent                         | 144.00   |          |
| Insurance                    | 634.00   |          |
| Training Blind               | 112.23   |          |
| Friends Special Children     | 1,000.00 |          |
| Ending Balance February      |          | 2,010.64 |
| AV special contribution fund |          | 300.00   |

Starbond super glues are supported by a **shelf-life guarantee** as long as you keep them properly stored. You can maximize your glue's longevity by:

- Storing your glues in a fridge or freezer under 40°F. The refrigeration mechanism pulls moisture out of the air, which helps prevent premature hardening.
- Ensuring the bottle's seal is airtight, with no room for moisture intrusion.

When it's time to use the glue again, just grab it from your fridge and let it transition to room temperature for optimal viscosity and performance.

## 2024 TSW Club Challenges

Each member that brings a "Challenge Piece" and signs it in at the meeting, for the month of the challenge, is entered into a drawing for a gift certificate. You may do what was demonstrated the previous month as well. Doing the challenges provides you with experience in trying something new and will give others ideas of what they can make. If you previously made the challenge, try making another one with some kind of improvement.

If you have questions contact John Dekle at (423)364-1268 or email - [Turning411@Yahoo.com](mailto:Turning411@Yahoo.com)

| Month     | Item                        |
|-----------|-----------------------------|
| January   | Something from scrap wood—8 |
| February  | Heart— 5                    |
| March     | Mug                         |
| April     | Kaleidoscope                |
| May       | Tippe Top                   |
| June      | Useful homemade Jig         |
| July      | Wig/Hat Stand               |
| August    | Flashlight                  |
| September | Natural edge Goblet         |
| October   | Ghost                       |
| November  | Ice Pick                    |



# How did you like the video of the last meeting?

That was just a sample of what we could have and more if we invest in IRDs. Did you read this article (below) last month and say, "that sounds good" but did not respond? As it says on the side bar—**YOUR RESONSE IS NEEDED!**

Please communicate your response to Doug, Jerry or John. If you are willing to help with finances or can help with the setting up or operating the equipment let us know so we can move forward on this project.

## IRD Interactive Remote Demo

Many AAW clubs have gone to streaming demonstrations called IRDs or they record their demonstrations so people can join the club demos online. Another advantage is to make the demo available for members after seeing the event live to help them make the item being demonstrated. How many times have you watched a demo and forgot how to make the item once you got to turning it. Often demonstrations have far more involved steps than you can remember, which is why I advocate for demonstrators to provide notes.

TSW have been talking about recording demonstrations for a long time but just have not gotten it done. This month the board and a few others got together and discussed what is needed to make this possible. We concluded there are three potential option available.

1. Streaming with internet— a good internet connection making it possible to have interactive remote demonstrators for our meetings occasionally.
2. Stream our live demonstrations over the internet making it possible for people unable to attend to join TSW and view demos.
3. Record demonstrations and upload them to the internet or our website for members to watch later.

### **What resources are required to accomplish this?**

- A. Initial cost of camera etc. up to about \$3000 (AAW does provide grants for projects like this plus some individuals may wish to help).
- B. Monthly fee for internet service.
- C. People willing to set-up and operate the equipment.



## Your Response is NEEDED!!!

What do you think?

Do you see potential in some of the options listed?

How do you feel about the financial requirements?

HERE IS THE BIG ONE

Would you be willing

to help with the

set-up and or

operating the equipment?

(of course someone would show you what to do)



# Safety Tips

Be alert when you are behind the lathe! How many times do I step up to the lathe as a routine and have to remind myself to put on the face shield or some other safety item. No you are not the only one that has to remind yourself of routine safety tips. That's why every month a reminder of Safety First is put in the newsletter. We constantly need to be reminded. However, **my safety is my responsibility.**



## Membership benefit

The membership list has been sent to Klingspor which allows members a discount from that company for the year. This is a great company to obtain sand paper as well as other woodworking tools. I don't think the discount applies to power tools which they have in their catalog. Check them out at

[www.woodworkingshop.com](http://www.woodworkingshop.com)

## Shavings Sessions

Lathes are available at TSW for sessions if you are interested in learning how to turn items with some instructional help. This would be a great way to increase your turning skills especially if you are a novice turner, of which there are many in the club. A couple of these sessions were planned prior to the meeting but for the lack of participants they were canceled. The thought is to offer less often, maybe once every 3 or 4 months. If you are interested in learning to turn something in a session like this, talk with any of the officers and we will try to coordinate an effort to offer that. It does not have to be an ornament, it could be something you are interested in doing.



# Special Orders for CA Glue

It is time to make a special order of CA glue from Starbond. Occasionally John Dekle puts an order like this together for the club. It has been a couple years since this was last done.

You may not have been involved in an order like this in the past so let me give you some info on how it works. Starbond is an excellent company to deal with and have great products. They often attend symposiums, which is probably why a group order has not been placed for awhile.

Why order as a group? There is a good discount given by the company for turning clubs that order. Secondly, the shipping costs are reduced by placing a group order.



## How will this work?



**Step 1** Look on the web site to find what you want. Write down exactly what you want according to how it is listed on the web site. Include the web site price (that will help me clarify the item). Bring your order to the club meeting with your name and contact info attached or email it to me by March 16th. NO money is required at this time.

**Step 2** John Dekle will assemble the order and place it with Starbond and pay for it.

**Step 3** When the shipment arrives, John will assemble the orders and inform each person of it's arrival and what their final cost will be. The shipping charges will be divided among the people that order and will be Included in your final cost.

**Step 4** You will need to pay John Dekle with a check or cash upon delivery. Your order may be picked up from his house or he will bring it to the next club meeting.

I'm often asked which glue I use. I will order at least one 16 oz bottle of "Heavy Thin CA EM-40". I find the Thin EM-02 to be too thin for most things I do (I use some). Occasionally I'll use EM-150 or colored CA. I also use the Accelerator both pump and aerosol. If you have questions please give me a call at 423-364-1268.

In the past an order form was printed but Starbond has expanded their inventory considerably which makes it hard to create such a form. However, most of their products or maybe all of them are discounted for a club order.

Here is a sample: 2 oz glues are \$7.70 rather than \$11.50. 16 oz bottles are \$35.20 rather than \$52.20. Color glues run a little more at \$12.10 for 2 oz and \$68.20 for 16 oz. 6 oz aerosol accelerator and 8 oz pump accelerator \$9.90 & 16 oz \$14.30. That gives you a good idea of the discount offered.

There product list has grown so I encourage you to visit their web site at: [Starbond Premium Super Glue | Cyanoacrylate Instant CA Glues | Starbon](#)

# Show and Tell

All the items  
on this page  
were created  
by  
John Dekle



Footprints in the Sand - Chrome  
Marble Wood with Silver & Black Inlay



Montague - Antique Copper  
Bronze & White Acrylic



Fidget Rollerball - Gun Metal  
with Silver & Black Inlay



Executive - Gold  
Bronze & White Acrylic



Bald Eagle Insignia Flag Bolt Action  
Antique Brass with White Inlay




Majestic Squire - Gold TN & Chrome  
with White Inlay





# Show and Tell



Everything on this page was made by Charles Jennings



# Show and Tell



← Terry Pearson

Hat stand

Ron Pumley's Broken →

Razor & Pen ↓



Ring Box →

by

Allen

Quandee

& Vessel ↓



Tim Mehling's  
Bowls Spalted  
Maple and →  
Poplar/resin ↓



# Show and Tell



4 Bowls, Heart Vase and Pens for Troops  
Were created by Gene Payne



Les Isbell Pen for Troops ↓



Michal ↑  
Anderson  
Creations →




# Show and Tell



← Eric Schaffer →  
Creations

Dieter Kuberg  
made the centered  
pictured items



← Alan Voss  
Box and Bowl

Heart →

Made by Doug Spohn



# Show and Tell



Top 3 bowls turned by  
Jennifer Kirby



Square Plate and Camphor Bowl made by Jake Niedling



Demonstrator Leslie Ballard's PowerPoint presentation is on the TSW home page  
Be sure to check it out!

# Special Order from Starbond

| Name |      |     | Email and Phone |          |
|------|------|-----|-----------------|----------|
| Item | Size | Qty | Unit price      | Comments |
|      |      |     |                 |          |
|      |      |     |                 |          |
|      |      |     |                 |          |
|      |      |     |                 |          |
|      |      |     |                 |          |
|      |      |     |                 |          |
|      |      |     |                 |          |
|      |      |     |                 |          |
|      |      |     |                 |          |
|      |      |     |                 |          |
|      |      |     |                 |          |
|      |      |     |                 |          |
|      |      |     |                 |          |
|      |      |     |                 |          |
|      |      |     |                 |          |
|      |      |     |                 |          |

## Sample

| Name   |       |     | Email and Phone                   |          |
|--|-------|-----|-----------------------------------|----------|
| John Dekle   |       |     | Turning411@Yahoo.com 423-364-1268 |          |
| Item   | Size  | Qty | Unit price                        | Comments |
| Heavy Thin EM 40   | 16 oz | 2   | 52.50                             |          |
| Multi-purpose Medium CA EM150                                | 4 oz  | 1   | 19.49                             |          |
| CA Glue Aerosol Accelerator                                  | 10 oz | 2   | 24.99                             |          |
| Note: Click on price to get different sizes and their prices |       |     |                                   |          |