

## TRI-STATE WOODTURNERS



### PRESIDENT:

**Josh Bowman**  
(423) 280-0954  
jsbowman@bellsouth.net

### VP:

**Doug Spohn**  
(423) 240-4386  
djspohn@epbfi.com

### SECRETARY:

**John Dekle**  
(423) 508-8051  
Turning411@Yahoo.com

### TREASURER:

**Gene Stubsten**  
(423) 629-6461  
estubsten@aol.com

Meeting Location:  
8361A Dayton Pike  
Soddy Daisy TN  
(Horsin' Around fac.)

### INSIDE THIS ISSUE:

May Demonstrator	1
April meeting	2
MayDemo	
Treasurer Report	3
The Web	
President Corner	3
Club Challenge	
Show, Tell & Learn	4-7
Attached notes for	8-
May meeting	15

# Cuts and scrapes

WWW.TRISTATEWOODTURNERS.COM

APRIL 2016 NEWSLETTER

## John Dekle



Tri-State Woodturners an  
official chapter of AAW

## May Demonstrator


My first lathe (12" Delta 46-701) was purchase in 1997 and I knew nothing about wood turning. A friend visited us around 2000 and gave us a segmented pencil cup he made. I inquired how he made it, and like most wood turners, he was delighted to show me. My first real turning project was a segmented bowl. His encouragement was to be on the lathe daily - easy for him to say when he was retired.

Shortly after this initial exposure, I saw some wood turners at a antique show in Honolulu. I watched them turn out some amazing items. While talking with the demonstrators, I learned of a wood turners club that met every other month. I made a point to attend the next meeting and began to learn what wood turning was all about. At each meeting, a challenge was given to turn something for the next

meeting. Nothing like a good challenge to motivate me, so I started trying to make each project. They stretched me and I learned a tremendous amount about turning.

Early on, I was given a gift tuition for a two night class on turning a bowl at Woodcraft. Most of the skills I've picked up have come from being an AAW club member, symposiums and the school of experience. As an AAW member, the magazine and on-line info is very helpful. I was fortunate to be given tuition to a week long class at John C. Campbell where we learned about bowl design.

I served four years as a pastor before joining Child Evangelism Fellowship® (CEF) in WA. Then I accepted the position as CEF state director for Hawaii which became our home for the next 35 years. During our time in Hawaii, I taught as an adjunct professor in at International College and Graduate School, for 25 years.



The end of 2011 I retired and we moved to Harrison, TN where I joined Tri-state Woodturners. TSW is much different from the club in Honolulu and yet provides many of the same great learning experiences and good friendships with other turners.

I know the challenge of trying to remember how a project was done, so I am attaching notes for the entire demonstration. *Basic Bowls*, will provide information, especially for someone who has not turned a bowl before, to turn one successfully. You may print the last 8 pages of the newsletter, and bring it with you, if you wish to follow the notes in the demo.

# April Meeting with Mark Sillay

Mark demonstrated making off-set weed pots and other items



# May 21 Demonstration—next Sat.

CUTS AND SCRAPES



Bowl Turned out of Milo wood

John was asked to design and demonstrate a session on basic bowl turning from the selection process, design and actual turning of the bowl.

This session will help people that have not turned a bowl before learn the basics to venture into the realm of turning a bowl.

Once their first bowl is turned their confidence will increase and they will begin to acquire new techniques and methods.

Be sure to print and bring to the meeting the attached notes on *Basic Bowls*.



# Treasurer's Report



# The Web

Starting Balance	\$4,847.72
Income:	\$222.00
Snacks	24.00
Dues	80.00
Raffle	68.00
Shirt sales	50.00
Expenses	\$250.00
Demonstrator	250.00
Ending Balance:	\$4,819.72

The featured Website has an article on Moisture Content and Wood Shrinkage. Hopefully you will find this URL helpful.


<http://montgomerycountywoodturners.org/Documents/Tip29->

## President's Corner with Josh

Remember this May meeting is the deadline for the Beads of Courage boxes. Once I get all of them, I'll package them up for John Dekle to take to the Atlanta AAW symposium and add them to the AAW's contribution. The bottom line is children with cancer will get and cherish them. And I thank all of you for your efforts.

On another note, we have a new video system, the club now owns a 55" LG TV with stand and I rewired all the camera's so they don't look so . . . . . well, cobbled together. Thanks for the

feedback from the last meeting. We'll continue to tweak this system so everyone can see well, so keep giving me feedback. Lastly let's talk about safety. Turn your lathe off often and check for defects.



## Club Challenge

**May — Mini turning-fit in a 2" cube**

**June—Clock**





# Challenge, Show, Tell and Learn



**Tops, letter opener & Bowl by John Dekle**  
**Huge Top made by Gene Stubsten**



**Ed Lewis**  
**Game &**  
**Goblet**







**Beads of Courage Box, Bowl, Pens & Tops made by Les Isbell**

**Top made by Bev deYampert →**



# Challenge, Show, Tell and Learn




**Doug Spohn**  
**Created Eggs The**  
**rest of the page**  
**by Charles**  
**Jennings**





# Challenge, Show, Tell and Learn



Created by Charles Jennings

