



Meeting Info:

Meeting location:
8361A Dayton Pike
Soddy Daisy, TN
(Horsin' Around)
At 1:00 p.m. Sat.
May 20, 2023

IN THIS ISSUE


May Demonstrators	1
April meeting	2
Officers	3
Sponsors	
Treasurer's report	4
The Web	
Club challenges 2023	
Upcoming Events	5
Safety	
Show & Tell Pictures	6
Myra Orton Workshop	13

May Demonstrators Don Moore & John Dekle




Tri-State Woodturners
An official AAW chapter

Don has been a member of TSW and turning since 2016. He is a fairly prolific turner and often brings items to show at the meetings. If you want more info about him and his journey in turning check out an interview with him in the April 2018 Cuts and Scrapes www.tristatewoodturners.com.



Recently Don has been turning flowers which he will demonstrate at the May TSW meeting.

Recently several TSW members have inquired about various aspects of turning a pen. Therefore, John is going to do a quick demo on turning a pen especially the slimline pens that we do for the troops. On the TSW website under Hints, Projects & Jigs" at the very bottom is a 58 page PowerPoint presentation with more details John presented at the June 2018 TSW meeting. You are welcome to take a look at that presentation for ideas and helps.



April Demonstration

Nick Cook demonstrated turning a huge variety of objects after starting with a demo of using a skew making beads and covers.



Donation Projects



President, Doug Spohn

TSW CLUB OFFICERS

Doug Spohn President
(423)240-4386 djspohn@epbfi.com

Jerry Schnelzer Vice President
(423)280-9757 Jerry.Schnelzer@gmail.com

John Fortmiller Treasurer
(423)280-5904 Leowen@Epbfi.com

John Dekle Secretary/Newsltr Editor
(423) 508-8051 Turning411@Yahoo.com

Doug Spohn Program Director
(423) 240-4386 djspohn@epbfi.com

Most above officers are official
Tri-state Woodturner Mentors



Don't forget the opportunity to give to others by turning one of the donation projects; Beads of Courage Box, Pens for the Troops or Ornaments.



NEW MEMBER MENTOR: Are you new to wood turning or at least have an interest in it? TSW provides an opportunity for you to learn from other turners who are willing to give you personal instruction and guidance. There is no fee for this instruction for TSW members. Contact one of the listed officers who will guide you to select a helpful mentor for you.

The following sponsors give generously to Tri-State Woodturners and we want to encourage members to support them generously



5824 Brainerd Rd., Chatt. TN 373411 + (423) 710-8001



CRAFT SUPPLIES USA
THE WOODTURNERS CATALOG

www.woodturnerscatalog.com +(800)551-8876

Treasurer's Report



The Web

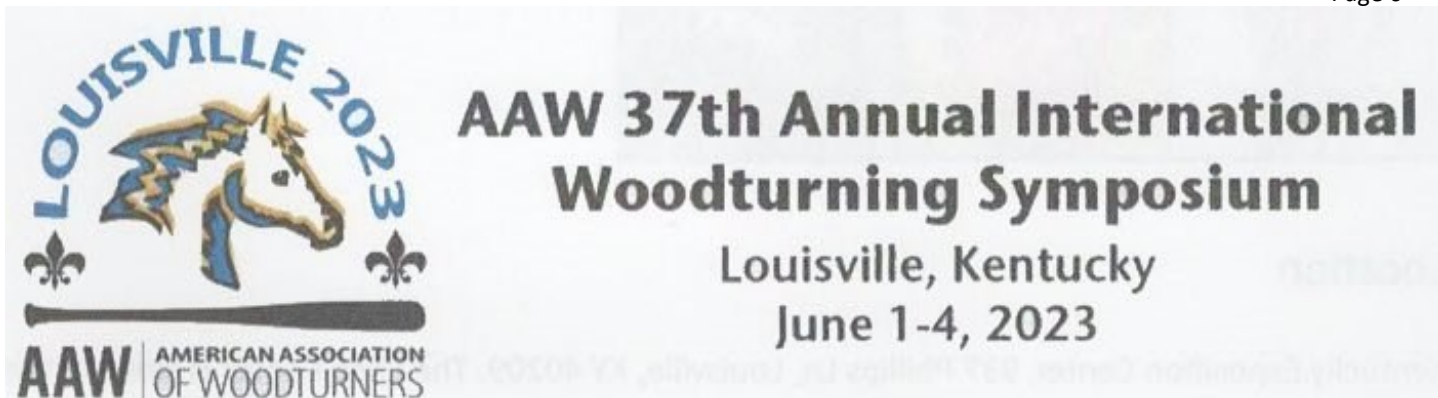
Beginning Balance Mar.		6,270.93
Income		285.00
Raffle	85.00	
Dues	200.00	
Expenses		2,059.00
Insurance	634.00	
Rent	210.00	
Friends Sp. Child.	1,215.00	
Ending Balance March		4,496.93

Being an AAW member gives you the ability to access two magazines online. The *American Woodturner*, the official magazine of AAW, has been printed since 1986. All the issues are available to members on the AAW website. Articles can be searched for by topics making it extremely valuable. The other magazine AAW has published since 2012 is *Woodturning Fundamentals*. All of these magazines are also available to members online. This publication was six times a year but since 2018 it comes out quarterly. These provide a great resource for AAW members.

2023 TSW Club Challenges

If you are a novice or beginner turner you may do the Novice Challenges or the Confident Turner Challenge. There is also the option to turn what was demonstrated the previous month.

Novice Turner		Confident Turner
Awl –1	Jan	Awl—4
Pen—2	Feb	Candle Holder w/Glass Globe—8
Jewelry –3	Mar	Acorn Lidded Box—8
Bottle Stopper—2	Apr	Pen/Pencil (w/o a kit) -5
Tooth Pick Holder	May	Fishing Lure
Napkin Ring	June	Baby Rattle
Scoop	July	Flask
Weed Pot	Aug	Plant Stand
Door Stop	Sep	Stethoscope
Ornament	Oct	Bell
Salt/Pepper Shaker	Nov	Yoyo



AAW 37th Annual International Woodturning Symposium

Louisville, Kentucky

June 1-4, 2023

Registration Information

AAW Member Discounted Registration

\$355 before May 1, 2023

\$410 after May 1, 2023 and onsite

Includes access to all demonstrations and an annual AAW General (individual) membership

This is a great opportunity to take in all the demonstrations and activities of the International AAW Symposium at such a close distance. Louisville is only about 175 miles drive. The Symposium is often much farther away. Last year was exceptional being right in Chattanooga but many of us were working and did not get to attend classes. If you are interested in helping during the Symposium AAW will be delighted to put you to work during the week as they can always use help. More information is available on the AAW web-site.

General Registration

\$425 before May 1, 2023

\$480 after May 1, 2023 and onsite



The floor being knee high in wood shavings is a hazard. Shavings can be slippery causing the turner to fall. If that happens while turning serious injury can easily happen. Anything dropped becomes a needle in a haystack nearly impossible to find.

Safety Tips

It has been said, Murphy's law is any flat horizontal surface will get filled. Putting things away rather than leaving them on flat surfaces frees up work space when it is needed. Keeping odds and ends that really have no value or worn out tools or the tools that are not any longer used wastes valuable space. Worthless junk not only takes up valuable space it also covers up things that could be of value. Keeping work space clean and clutter free adds value to your work space. It is unfortunate when a turner passes away and someone has to sort out the junk from that which has value. A clean orderly shop makes it easier to find things.



Show and Tell



Allen Quandee ↑ three items above
and lidded stave box →



Barton Crowell 2 bowls ↑

← and salt mill

↓ Two Plates by Doug Spohn ↓



Show and Tell



These items created by Bob McElhaney



Show and Tell



Charles Abercrombie ↑

Pens ↓ John Dekle



Johnny Renfro ↑

Bottle Stopper Jerry Bowmen →



↑
← Items →
turned by
Don Moore



Show and Tell



All these items
were turned by
Jerry Schnelzer



Show and Tell



Items on this page were created by Charles Jennings



Show and Tell



Upper items made by Eric Schaffer

Lower items turned by Kennie Schaffer



Show and Tell



Top items were created by Seth Eichenberger



Bottom two items were turned
by Tim Mehling



The Art of Inlays and Embellishments with Myra Orton

Weeklong- July 30-August 4, 2023 - In this workshop, you will apply Myra Orton's one-of-a-kind inlay and embellishment techniques she developed for use on wood turned lidded boxes. Learn how to wood turn lidded boxes and become proficient in the art of inlaying unique items (on and off the lathe) such as purfling, abalone, mother of pearl, leather, copper foil, and various species of wood. You will acquire knowledge in using pyrography, specialty tools, a power carver, and a variety of coloring techniques. As you work through your projects, you will further enhance your end grain and side grain inlays with learning how to apply composition, creativity, and gain an understanding of where to find inspirations for embellishments that tell a story. This workshop is interesting, fun, filled with in-depth instruction, and hours of guided hands-on time. Intermediate - Advanced, \$100 materials fee. All wood and most specialized equipment will be furnished. There is a tool kit available at each lathe station but you may bring your own tools. Following is the direct link to the registration for this class.

[The Art of Inlays and Embellishments with Myra Orton](#)

Wood Turning Workshop
The Appalachian Center for Craft

