


Nativity Set

Jake Niedling August 24, 2022



This is a Nativity set that is completely done on a wood lathe. Some areas were flattened using a sanding disc on the lathe. The figures are 4 to 5" tall about 1.75" in diameter. Attached are some basic dimensions of the set I turned. Of course, you could change the dimensions to make them larger or smaller. If you have questions, please contact me.

Baby Jesus
1-5/8" long by 3/4" diameter overall
Head - 3/8" diameter
Body - 1-1/4" long x 3/4" diameter
Bed - 1-1/2" x 2-1/4" long





Mary

Height - 4" tall

Body
1-3/8" diameter

Head Insert
3/4" diameter

Body Insert
7/8" wide
2-1/8" long



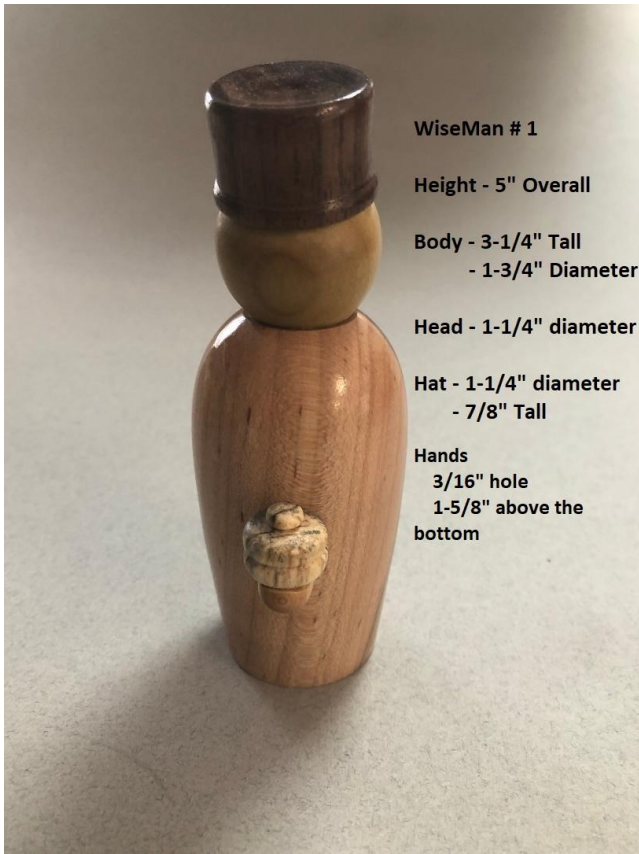
Joseph

Height - 4-1/4"

Diameter
- 1-3/8" top
- 1-5/8" bottom

Body insert
- 1" diameter
- 2-3/8" long

Head Insert
- 3/4" wide
- 1" long



WiseMan # 1

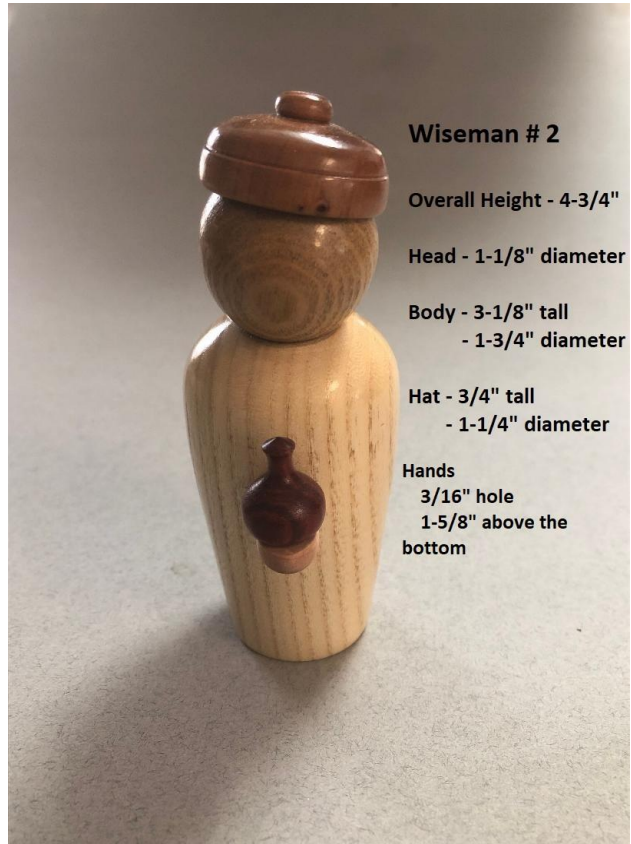
Height - 5" Overall

**Body - 3-1/4" Tall
- 1-3/4" Diameter**

Head - 1-1/4" diameter

**Hat - 1-1/4" diameter
- 7/8" Tall**

**Hands
3/16" hole
1-5/8" above the
bottom**



Wiseman # 2

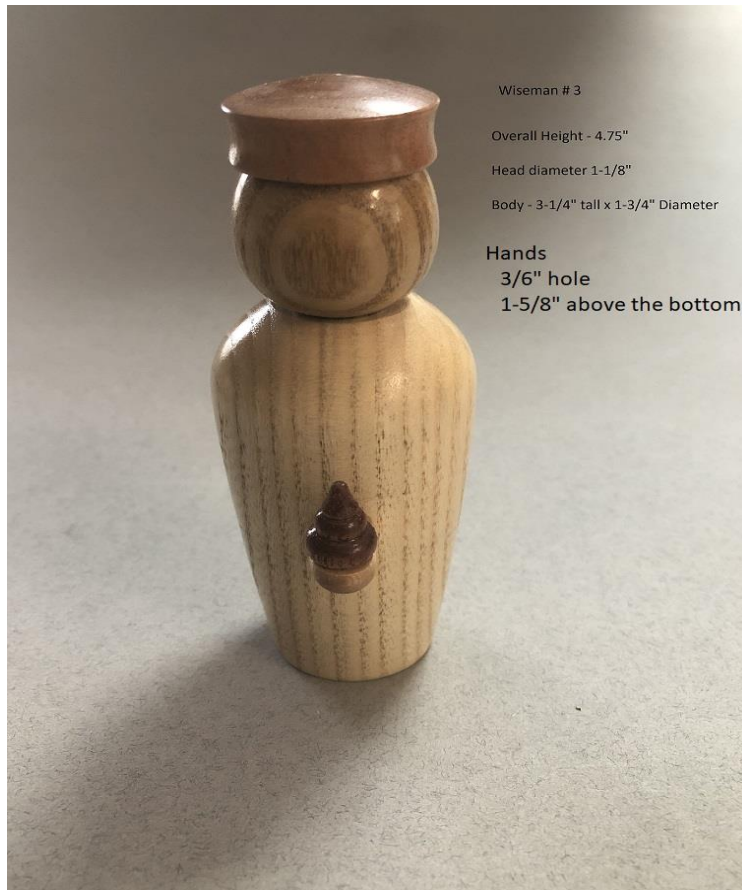
Overall Height - 4-3/4"

Head - 1-1/8" diameter

**Body - 3-1/8" tall
- 1-3/4" diameter**

**Hat - 3/4" tall
- 1-1/4" diameter**

**Hands
3/16" hole
1-5/8" above the
bottom**




Wiseman # 3

Overall Height - 4.75"

Head diameter 1-1/8"

Body - 3-1/4" tall x 1-3/4" Diameter

**Hands
3/6" hole
1-5/8" above the bottom**



Shepard # 1

Height - 4-1/2" tall

Head - 1-1/4" diameter

Body -
3-3/8" tall
1-3/4" diameter

Hands
3/16" hole
1-5/8" above the
bottom

Stick - 1/8" x 5" long
Skewer



Shepard # 2


Height - 4-1/2" tall

Head - 1-1/8" diameter

Body
3-3/8" Tall
1-3/4" diameter

Hands
1-5/8" from bottom
3/16" hole

Stick - 1/8" x 5" long
skewer



HANDS