

Meeting Info:

Meeting location:
8361A Dayton Pike
Soddy Daisy, TN
(Horsin' Around)
At 1:00 p.m.

IN THIS ISSUE

Oct.. Demonstrators	1
Sept. meeting	2
President's Corner	3
Officers	
Sponsors	
Mentors	
Treasurer's report	4
The Web	
Silent Auction	
Club challenges	
Safety Tips	5
Useful ideas, TT&T	
AAW Symposium	6
Show & Tell Pictures	7

Oct Demonstrator Mark Silay

When I was about six years old, my father gave me a set of hand tools, an old packing box with a vise mounted on it for a workbench and scrap wood. With his loving instruction and patience throughout my youthful years, I grew to appreciate tool skills, freedom of design and superior quality finish work.

Now I enjoy recycling native Georgia woods. I love using the lathe to transform recycled woods into useful items and artistic objects. After turning many basic bowls, etc., I found a desire to create smaller and finer turned objects. I had the privilege of meeting Cindy Drozda. She inspired me with her skills and I thank her for helping me transform my wood-turning life into a joyful journey.

I find satisfaction in both the creative process and in overcoming the challenges to complete fine quality finished work. I especially enjoy using a razor sharp spindle gouge and watching the shapes evolve while I'm creating intricate turnings. Donating to charities, teaching and demonstrating fulfill my giving spirit. I continue to be awed by what nature has created in wood and am proud of my efforts to preserve and recycle. At schools and art and craft shows, I take a mini lathe on which I turn wood as an educational experience for children. I make simple toys and ornaments for them to paint and decorate. I see the wonderment in their eyes as I reveal the toy from the wood.



Tri-State Woodturners
An official AAW chapter

Lately I have been exploring offset and tilted axis woodturning. The intriguing shapes and different ways light is reflected off the different planes creates a very pleasing and curious artistic expression in wood.

I am a member of the AAW and GAW. I consider myself a very blessed man with a supportive wife, family and many wonderful woodturning friends.



Saturday, Oct. 16 Mark will be demonstrating various Christmas ornaments that can easily be made by TSW members. In addition he plans to bring wood that may be hard to obtain and other items for sale so you may want to be prepared to purchase some items. You can put this demo into immediate practice making ornaments for family, friends and for the donation project to help the Chattanooga Foodbank.



Sept. Demonstration



As a take-off from what was demonstrated in Aug. Charles Jennings showed how to glue up and turn a unique three-sided bowl.



Doug Spohn talked about ornaments and how to display them attractively





President's Corner

Thank you to all that supported our day at Woodcraft last Saturday. We sold over \$400 worth of Christmas ornaments. What a good start towards our support of the Chattanooga Area Food Bank. A special thanks goes to Doug Spohn for organizing and coordinating this event. I also want to thank each of you that supported the pens for troops at Woodcraft as well, especially John Dekle who was the focal point for that event.

Do not forget the AAW symposium coming up next June in Chattanooga and the need for volunteer leads for various aspects of the symposium. We currently have three of the ten positions filled and need to have people identified for the other seven by the end of December. Please consider what you might be suited for and consider volunteering.

Descriptions of each of the positions are posted on the club's website and I will have printed copies at our meeting this Saturday.

Mark December 4th on your calendar for our annual club Christmas dinner. The dinner is always a fun time to enjoy each other's company and get to know each other better. The silent auction that occurs at the dinner is also our biggest fund raiser for the club. It's not too early to be thinking about what turned project, tool, or any item associated with wood turning that you might want to donate to the silent auction to support our club.

Please keep supporting the pens for troops project and do not forget to turn in your Christmas ornaments to Doug. Be safe and keep those lathes turning!

TSW CLUB OFFICERS

Jim Dvorak (423) 883-2212	President dvorak6258@epbfi.com
Josh Bowman (423) 280-0954	Vice President jsbowman@bellsouth.net
John Fortmiller (423)280-5904	Treasurer Leowen@Epbfi.com
John Dekle (423) 508-8051	Secretary/Newsltr Editor Turning411@Yahoo.com
Doug Spohn (423) 240-4386	Program Director djspohn@epbfi.com

Most above officers are official
Tri-state Woodturner Mentors

NEW MEMBER MENTOR: Are you new to wood turning or at least have an interest in it? TSW provides an opportunity for you to learn from other turners who will be willing to give you personal instruction and guidance. There is no fee for this instruction for TSW members. Contact one of the listed officers who will guide you to select a helpful mentor for you.

The following sponsors give generously to Tri-State Woodturners and we want to encourage members to support them generously



5824 Brainerd Rd., Chatt. TN 373411 + (423) 710-8001

CUTS AND SCRAPES



CRAFT SUPPLIES USA
THE WOODTURNERS CATALOG

www.woodturnerscatalog.com +(800)551-8876

Treasurer's Report



The Web

Beginning Balance August		3,449.53
Income		138.00
Dues	80.00	
Raffle	58.00	
Expenses		0.00
Ending Balance		3,587.53

Alumilite provide a wide variety of products if you are interested in casting. They also have a number of videos available such as the one at <https://www.youtube.com/watch?v=kTxr4Z4mwj0> in which they discuss the differences between Epoxy and Polyurethane. Following one of their videos I came across one on how to bend resin with Keith Lackner that was very informative at [\(749\) How To Bend Resin w/ Keith Lackner | Alumilite - YouTube](#)

Silent Auction

One of the best fund raisers for TSW is the Silent Auction held at our annual Christmas Dinner Dec. 4. The items are donated by members of TSW . They vary in things useful for woodturners and their spouses or families. Being held in early December

makes it a great time to do some Christmas shopping. A huge variety of things are usually donated. Now is a good time to start planning for what you could donate. You have time to make something or secure things others might want to buy.

2021 TSW Club Challenges

following indicates the number submitted

	Novice	Confident Turner		Novice Turner	Confident Turner
January	Utilitarian	Utilitarian—4	July	Not Wood	Not Wood—6
February	Spurtle or Dibble	Stool—2	August	Jar Topper	Salt/Pepper shaker
March	Bowl	Bowl w/embellish—2	September	Tool Handle	Nut Cracker (Soldier)
April	Napkin Ring	Urn—2	October	Bottle Stopper	Unique Xmas Ornam't
May	Honey Dipper	Ring for a person - 2	November	Trivet	German-style Ring
June	Magic Wand—1	Flower Pot —3	December	* * Silent Auction Item * *	

Safety Tips



If uncomfortable
turn the speed down to
a comfortable speed

Appropriate lathe speed should allow the blanks to be turned with little or no vibration. Vibration is usually caused by the wood being unbalanced in weight, and is particularly common before the wood has been rough turned down to round. Low speeds are needed to reduce the vibration until the work becomes balanced, then speeds can be increased for more efficient turning. Suggested lathe speeds for various diameters of spindle stock are given below. If there is a question regarding whether a lathe rpm is set too high, chances are it is. It is best to work on the side of caution. A slower lathe speed may require more time to remove the excess stock, but will allow for safe turning. Cutting principles remain constant regardless of lathe speed. Suggested Lathe Speeds:

Diameter of Stock	Lathe Speed
1" or less	3,000 rpm
1.5 "	2,500 rpm
2"	2,000 rpm
3"	1,500 rpm

From the AAW web-site – a great resource for all turners

Useful Ideas, Tips, Tools & Techniques

Doug shared about displaying ornaments at the last meeting. Here is a simple way to make an ornament display. Once you make a jig it is easy to bend the holder. With pliers bend a small hook on the end of the holder wire, fit that around the screw and then bend to the shape you want. This jig allows for two different sizes. 1.5" & 2.5". I get the welding rods from Harbor Freight at \$10 per lb. I prefer #ER70S-2 or ER5356. I find the ER4043 too soft. Select a base of your choice.



This jig will be in the Dec. silent auction



Rods can be acquired from welding supply too.



AAW Symposium

What does it mean to be the Symposium Host?

It is an honor to be selected as the host city and club to host this international event. Honestly, it also means a lot of work to make it a successful event. AAW would not have selected us to host this event if they did not believe we could do it. Let's show them and all attending we are capable of the task.

There could easily be 15-1600 people attending the 2022 Symposium. If you have ever been involved in large conventions you know this is a very daunting task but if we all pitch in and help it will be an exciting adventure and very rewarding.

How can you help?

There really is something everyone can help with and it will take all of us to do this successfully. On the TSW web site is a list of all the lead positions. Someone is needed to volunteer for each of these plus volunteers to help them. PLEASE look over the list and find your place. Then let Jim Dvorak know how you will help. (423) 883-2212

The AAW Symposium is a tremendous opportunity to attend. Often it is expensive, having to travel to it plus a hotel and the registration fee but it is very worthwhile attending. The benefits are extraordinary. Due to covid-19 the in-person symposium had to be cancelled and is being done on-line via Zoom as it was done last year. Not quite the same as being at one in person but excellent demonstrations and it will be valuable for all who attend. You are highly encouraged to register and take advantage of this. It will also give you a small glimpse at what we will experience next summer here in Chattanooga as we will be the host of the Symposium.

<http://www.tristatewoodturners.com>

This link will take you to the web site where you click on the tab for the Symposium.


There you will find the positions needed to be filled. You can either be a lead person or helper.

Dates: June 23 - 26, 2022

Linda from AAW shared with us about the Symposium at the Sept. meeting. Her husband will be our demonstrator in Nov. and she is planning to come with him so if you have questions that would be an ideal time to talk with her.



Show and Tell



← Created by
Allen Quandee ↓



← Ornaments
made by Jerry
Schnelzer ↓ →

← Nut Cracker
Sept Challenge
Made by Johnny
Renfro



Show and Tell



Made by Charles Jennings



This Cherry Bowl was →
Made by Jeff Wheeler



Show and Tell



Top items by John Dekle

The Lower ones were made by Les Isbell



**TSW club meeting is
Oct. 16th (1:00)
At Horsin'Around**



Show and Tell



← Salt & Pepper Shakers made by Charles Abercrombie



Pens made by Jim Dvorak →

Pens below were made by Ron Plumley ↓



Bottom items made by Jerry Bowman ↓

