


PRODUCT GUIDE

THE SKINNY BOTTLE.

LIPOLYSIS & SKIN TIGHTENING SOLUTION
FOR FACE & BODY



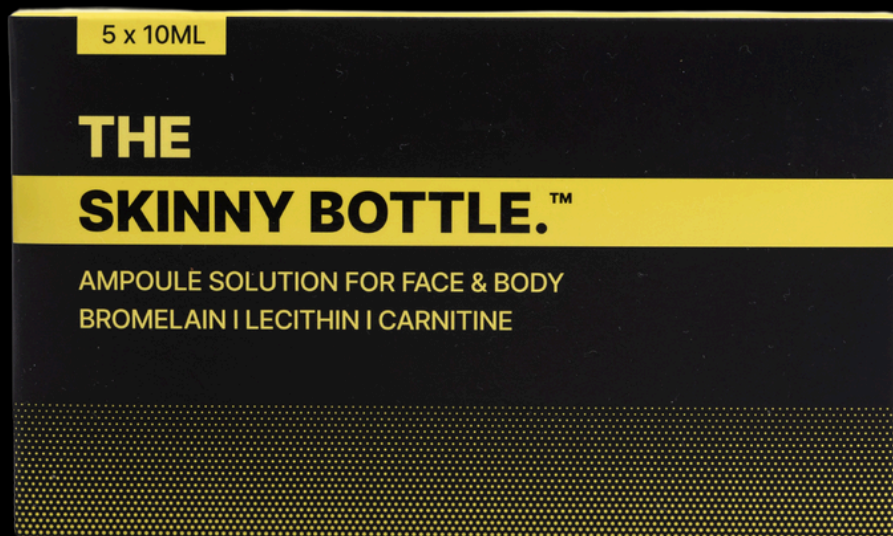
Introduction of **THE SKINNY BOTTLE.**

New advanced lipolysis and skin tightening solution for the face and body.

A high concentration fat dissolve solution that combines:

- **Carnitine**
- **Bromelain**
- **Lecithin**

Active ingredients accelerate fat dissolution, accelerate metabolism and target cellulite, making **THE SKINNY BOTTLE** the best all in one formula for fat loss.



Why use **THE SKINNY BOTTLE.**

Lipolysis products typically cause wrinkles and sagging skin post treatment.

THE SKINNY BOTTLE is crafted to minimise these wrinkles, preserving skin elasticity.



Packed with **cell growth factors**, **collagen promoters** and **antioxidants**, it rejuvenates the skin.

What's in **THE SKINNY BOTTLE.**

Lecithin

Powerful anti-oxidant
and decomposes
excess body fat.

L-Carnitine

accelerates fat dissolution,
reduces the appearance of
cellulite, pain and swelling.

Bromelain

anti-inflammatory
increases fat
metabolism.

Riboflavin

anti-oxidant and
supports rapid fat
breakdown.

Papain

fat burning enzyme
which aids fat break
down.

Peptides

promote skin elasticity
and collagen
production.

Antioxidants

Glutathione, Arginine,
Pentylene Glycol helps
rejuvenate, tighten &
brighten the skin.



Let's look further

THE SKINNY BOTTLE.

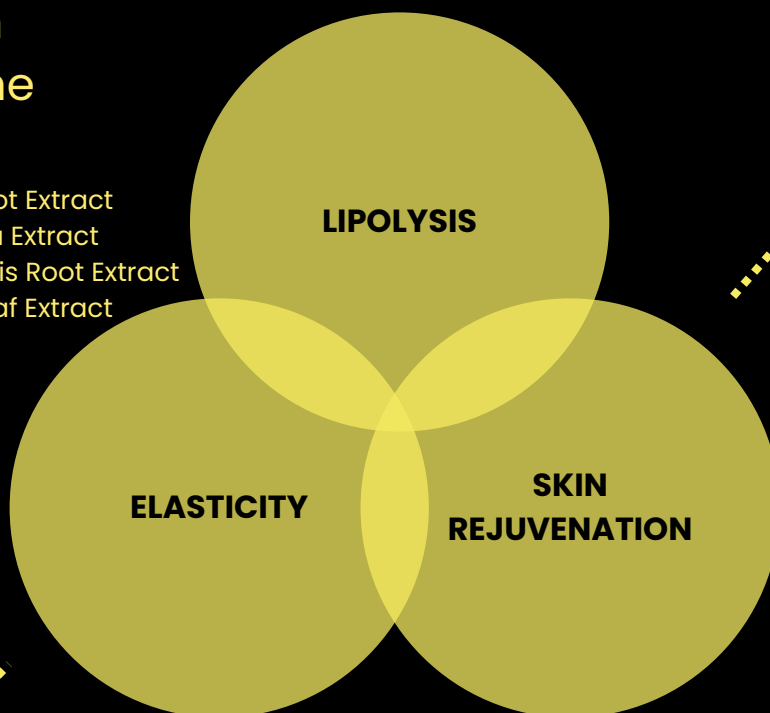
LIPOLYSIS

- Bromelain
- Lecithin
- Riboflavin
- L-Carnitine
- Papain

Salvia Miltiorrhiza Root Extract
Chamomilla Recutita Extract
Scutellaria Baicalensis Root Extract
Camellia Sinensis Leaf Extract

SKIN ANTIOXIDANT

- Riboflavin
- Centella Asiatica Extract



ELASTICITY

SKIN
REJUVENATION

MULTI-PEPTIDE


- Acetyl Hexapeptide-8
- Palmitoyl Pentapeptide-4
- Palmitoyl Tetrapeptide-7

ANTIOXIDANT SOOTHING BRIGHTENING

- Glutathione
- Arginine
- Pentylene Glycol

Protocol for face

TOTAL USAGE & VOLUME




- V- Line: 5-10cc
- Double chin: 10-20cc

- ✓ Needle: 27-30G
- ✓ Recommend to use cannula or 30G needle
- ✓ Usage per point: 0.1-0.25cc
(sub mental: 0.5-0.8cc)
- ✓ Point interval: 0.5-1.0cm

Protocol for body

TOTAL USAGE & VOLUME

- Arms: 20-30cc
- Love handle: 30-50cc
- Inner thigh- 20-50cc
- Abdomen: 30-40cc



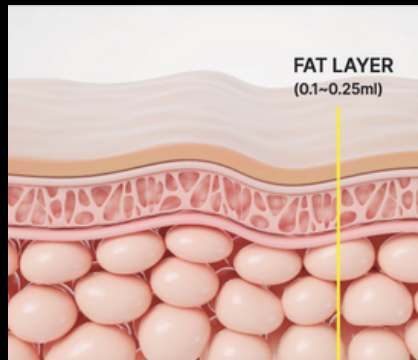
- ✓ Point interval: 1.0-2.0cm
- ✓ Insert cannula to the subcutaneous fat layer and use solution widely
- ✓ Recommend to use long cannula 21-23G, 70-100mm length
- ✓ Usage per point: 1.0cc- 2.0cc (using 27-30G needle)
- ✓ Based on palm width, usage is about 10cc

How to use **THE SKINNY BOTTLE.**

Face



Use a 4mm needle to vertically pinch the skin.



Administer **0.1~0.25ml per point** into the fat layer or muscle on the face.

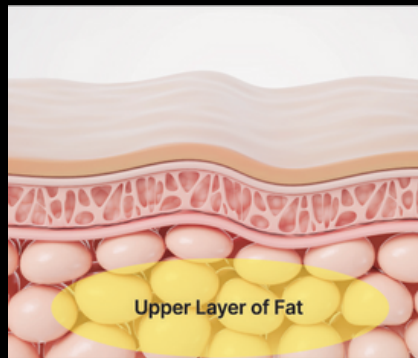


Gently massage the area afterward.

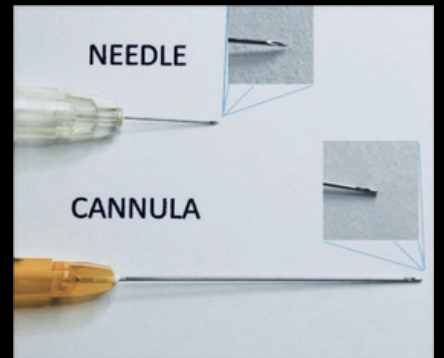
Body



Adjust needle depth to 4-6mm based on location.



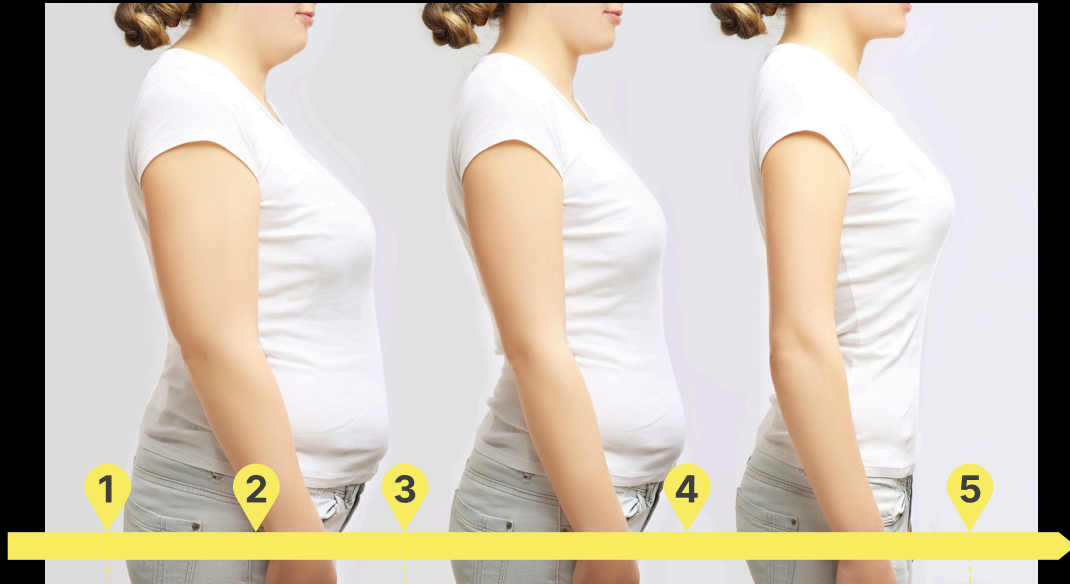
Aim for upper layer of fat for best effect.



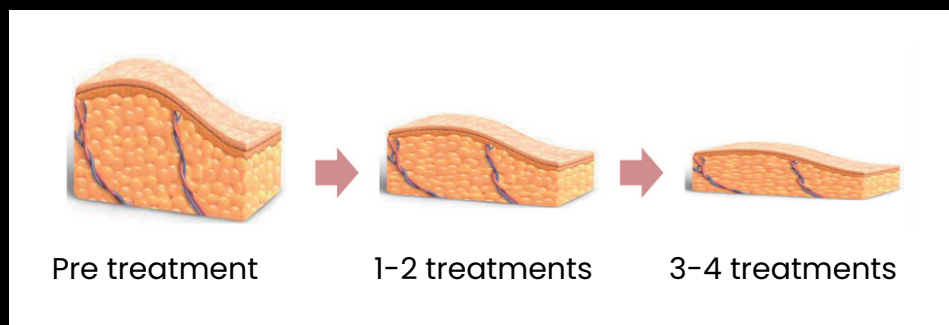
Consider using cannula needle for fan-shaped direction.

Cycle of treatment

THE SKINNY BOTTLE.



It is recommended to plan a long-term program of **3-5 sessions** at intervals of about **2 weeks**, leaving a gap after the third session, under consultation with a medical professional after determining the area and volume of fat.



After care **THE SKINNY BOTTLE.**



Don't drink alcohol 24 hours before or after treatments

Expect bruising and swelling, apply a cold compress



Gently massage the area to help spread the product

Drink plenty of water to aid results and fat breakdown

Avoid exercise, swimming pools, hot tubs and saunas for 5 days



Maintain a balanced diet, rich in nutrients for result longevity

Contact your practitioner with any concerns

Results

THE SKINNY BOTTLE.



THE SKINNY BOTTLE.

www.skinnybottle.co.uk | sales@skinnybottle.co.uk