



ALFIE *By* CLAUDIO BELLINI



red**dot** design award





Alphie supports a range of work environments. Individual work or in groups,, Alphies nomadic settings, will adapt and evolve as the needs of the organization shift. You'd like It's Bold Colors Too !!

 **ALFIE**

ALFIE DUAL MESH FRAME

The inclusion of a double net frame provides a more cozy appeal, making it suitable for both commercial offices and also home offices; supported by the fact that the new norm now includes an adaptation to a more flexible working environment be it at home or in the office.



ALFIE CONSTRUCTIVE MOBILITY

In between the two meshes lies a middle support that serves as the actual backrest whilst the mesh layer adapts to the movements of the user. This enables a generous back support without compromising the personalized sitting behavior. flexible working environment be it at home or in the office.



ALFIE LUMBAR SUPPORT ADJUSTMENT

No need to adjust your postures for ALFIE. With just a snap of a handle, ALFIE's lumbar support (stroke of 40mm) will provide the best spine support to achieve the pressure balance for enhanced comfort and posture.



3D Armrests

Height adjustment, forward/backward, left/right

High resilience molded foam

Water foaming process, more environmentally friendly

Newly developed mechanism

4 locking positions with 140° back tilting angle

Imported fabrics

Comfortable
Durable and long lasting

Adjustable lumbar support

6 positions with stroke of 40mm

Nylon/Aluminum base

Steady and high load-bearing



ALFIE



ALFIE balanced tilt

Alfie's newly designed tilting mechanism has a simple control mechanism. Fingertips activated tilt along with a simple back leaning position which is very natural, this allows users to switch from working mode to relaxing mode effortlessly.


The smooth and balancing movement of Alfie's tilting mechanism provide users a comfortable recline experience.





FINISH OPTIONS

Frame



Black



White



reddot award

Bases



Black



Aluminium bases


Backrest



FB2801 Dark Gray





FB2802 Dark green



FB2803 Orange

Backrest
Seat





Shipping


20 Foot		159 Chairs
40 Foot		330 Chairs
40 Foot HQ		372 Chairs

Packaging

30" x 15" x 26"

Weight

Net Weight:	20 Kgs.
Gross Weight:	22 Kgs.



www.axessoem.com



4641 Stag Thicket Ln.
Brunswick, Ohio 44212 (USA)
T: +1 (330) 460-4840
general@axess-int.com