



**Kitchen
Cabinet
Distributors™**



2022 | 2023

PRODUCT CATALOG



**Kitchen
Cabinet
Distributors™**





Our Vision

We provide thoughtful products and exceptional service to inspire spaces where people love to live.

CABINET LINES

Our **Premier Series** offers distinctive touches and superb craftsmanship, satisfying either the traditional or modern design palette with a look to fit any lifestyle. The classic cabinets in our **Value Series** are perfect for any space offering functionality and style at a budget-friendly price.



Premier Series



SHAKER
SAND
(SS)



SHAKER
DESIGNER
WHITE SLAB
(SW)



SHAKER
DESIGNER
WHITE 5PC
(SW)



SHAKER
ESPRESSO
(SE)



LENOX
COUNTRY
LINEN (LL)



LENOX
CANVAS
(LV)

Value Series



BROOKLYN
MODERN
GRAY
(BG)



BROOKLYN
SLATE
(BS)



BROOKLYN
MIDNIGHT
(BM)



BROOKLYN
BRIGHT
WHITE
(BW)



NAPA
WHITE
(NW)



TAYLOR
WHITE
(TW)



Shaker

Bright, crisp, and modern, this cabinet has a versatile appeal. The design incorporates the architectural shaker style with pleasing proportions. Shaker White is available with a slab or 5-piece drawer front yielding a contemporary or classic display.

- Full overlay doors provide a seamless aesthetic
- Soft-close doors and drawers prevent slamming
- Dovetail drawer craftsman construction
- Full extension drawers ensure easy access
- Durable solid wood cabinet box and drawers
- Premium Sherwin-Williams® finish delivers a lifetime of beauty
- Full line of accessories and upgrades available



Shaker Sand




Shaker Designer White

*Slab



Shaker Designer White

*5 Piece



Shaker Espresso





Lenox

This elegant painted door style is constructed from solid wood with applied molding. The hand brushed glaze lines on Country Linen add an element of detail that conveys warmth and charm.

- Full overlay doors provide a seamless aesthetic
- Soft-close doors and drawers prevent slamming
- Dovetail drawer craftsman construction
- Full extension drawers ensure easy access
- Solid wood cabinet box and drawers provide exceptional durability
- Premium Sherwin-Williams® finish delivers a lifetime of beauty
- Available with a full line of accessories and upgrades that add style and function



Lenox Canvas



Lenox Country Linen

AS SEEN ON
PROPERTY BROTHERS
BUYING+SELLING



Brooklyn

This transitional door complements a range of style from modern to vintage to traditional. The selection of color options within the Brooklyn line offers a solution for many design needs. Find modern charm in Brooklyn Gray or install a Slate island for the perfect kitchen accent that your guests will love. Brooklyn's classic Bright White finish provides a timeless backdrop for a space that will become a gathering sport for years to come.

- Full overlay doors provide a seamless aesthetic
- Soft-close doors and drawers prevent slamming
- Dovetail drawer craftsman construction
- Full extension drawers ensure easy access
- Solid wood cabinet box and drawers provide exceptional durability
- Premium Sherwin-Williams® finish delivers a lifetime of beauty
- Available with a full line of accessories and upgrades



Brooklyn Midnight



Brooklyn Bright White



Brooklyn Modern Grey



Brooklyn Slate



Napa

The Napa White line is an adaptable option that adds dimension and elegance. The bright white finish and raised center panel provide a charming and traditional feel that is perfect for any home.

- Full overlay doors provide a seamless aesthetic
- Soft-close doors and drawers prevent slamming
- Dovetail drawer craftsman construction
- Full extension drawers ensure easy access
- Solid wood cabinet box and drawers provide exceptional durability
- Sherwin-Williams® finish delivers a lifetime of beauty
- Available with a full line of accessories and upgrades that add style and function



Napa White



Taylor

Our Taylor line provides style, function, and full overlay, soft-close doors at a price point that's easy on your wallet. Blending traditional and contemporary. Taylor creates a classic and clean look that will endure for years to come.

- Full overlay doors provide a seamless aesthetic
- Plywood back panel
- Premium Sherwin-Williams® finish
- Soft-close doors prevent slamming
- Optional dovetail, soft-close, full extension drawer upgrade available




Taylor White

	Shaker Sand	Shaker Espresso	Shaker Designer White	Lenox Country Linen	Lenox Canvas	Brooklyn Modern Gray	Brooklyn Bright White	Brooklyn Slate	Brooklyn Midnight
Cabinet Box	1/2", 7 Ply, Plywood	1/2", 7 Ply, Plywood	1/2", 7 Ply, Plywood	1/2", 7 Ply, Plywood	1/2", 7 Ply, Plywood	1/2", 7 Ply, Plywood	1/2", 7 Ply, Plywood	1/2", 7 Ply, Plywood	1/2", 7 Ply, Plywood
Drawer Box	5/8" Solid Wood, Dovetailed	5/8" Solid Wood, Dovetailed	5/8" Solid Wood, Dovetailed	5/8" Solid Wood, Dovetailed	5/8" Solid Wood, Dovetailed	5/8" Solid Wood, Dovetailed	5/8" Solid Wood, Dovetailed	5/8" Solid Wood, Dovetailed	5/8" Solid Wood, Dovetailed
Drawer Slides	Under Mount, Full Extension, Metal, Soft Close w/ Ball Bearings	Under Mount, Full Extension, Metal, Soft Close w/ Ball Bearings	Under Mount, Full Extension, Metal, Soft Close w/ Ball Bearings	Under Mount, Full Extension, Metal, Soft Close w/ Ball Bearings	Under Mount, Full Extension, Metal, Soft Close w/ Ball Bearings	Under Mount, Full Extension, Metal, Soft Close w/ Ball Bearings	Under Mount, Full Extension, Metal, Soft Close w/ Ball Bearings	Under Mount, Full Extension, Metal, Soft Close w/ Ball Bearings	Under Mount, Full Extension, Metal, Soft Close w/ Ball Bearings
Wood Species	Birch	Birch	Birch	Birch	Birch	Birch	Birch	Birch	Birch
Door Hinge	DTC 6 Way Adjustable, Soft Close	DTC 6 Way Adjustable, Soft Close	DTC 6 Way Adjustable, Soft Close	DTC 6 Way Adjustable, Soft Close	DTC 6 Way Adjustable, Soft Close	DTC 6 Way Adjustable, Soft Close	DTC 6 Way Adjustable, Soft Close	DTC 6 Way Adjustable, Soft Close	DTC 6 Way Adjustable, Soft Close
Shelves	Adjustable, 3/4" Plywood	Adjustable, 3/4" Plywood	Adjustable, 3/4" Plywood	Adjustable, 3/4" Plywood	Adjustable, 3/4" Plywood	Adjustable, 3/4" Plywood	Adjustable, 3/4" Plywood	Adjustable, 3/4" Plywood	Adjustable, 3/4" Plywood
Finish Color	Sand	Espresso Stain	Designer White	Country Linen	Canvas	Modern Gray	Bright White	Slate Stain	Midnight
Exterior Finish	Sand to Match Doors	Espresso to Match Doors	Designer White to Match Doors	Country Linen to Match Doors	Canvas to Match Doors	Modern Gray to Match Doors	Bright White to Match Doors	Slate to Match Doors	Midnight to Match Doors
Interior Finish	Natural	Natural	Natural	Natural	Natural	Natural	Natural	Natural	Natural
Glazing	No	No	No	Yes, Brown Lines	No	No	No	No	No
Base Reinforcement	3" Plywood Stretchers	3" Plywood Stretchers	3" Plywood Stretchers	3" Plywood Stretchers	3" Plywood Stretchers	3" Plywood Stretchers	3" Plywood Stretchers	3" Plywood Stretchers	3" Plywood Stretchers
Face Frame	1 1/2" Rails and Stiles, Solid Wood	1 1/2" Rails and Stiles, Solid Wood	1 1/2" Rails and Stiles, Solid Wood	1 1/2" Rails and Stiles, Solid Wood	1 1/2" Rails and Stiles, Solid Wood	1 1/2" Rails and Stiles, Solid Wood	1 1/2" Rails and Stiles, Solid Wood	1 1/2" Rails and Stiles, Solid Wood	1 1/2" Rails and Stiles, Solid Wood
Full Overlay Door	5-Piece with Solid Center Panel; 3 1/2" Stiles and Rails	5-Piece with Solid Center Panel; 3 1/2" Stiles and Rails	5-Piece with Solid Center Panel; 3 1/2" Stiles and Rails	9-Piece Raised Panel with Applied Molding	9-Piece Raised Panel with Applied Molding	5-Piece with Solid Center Panel; 3 1/2" Stiles and Rails	5-Piece with Solid Center Panel; 3 1/2" Stiles and Rails	5-Piece with Solid Center Panel; 3 1/2" Stiles and Rails	5-Piece with Solid Center Panel; 3 1/2" Stiles and Rails
Drawer Head	5 Piece with Solid Center Panel; 2 3/4" Stiles and 2 3/4" Rails	5 Piece with Solid Center Panel; 2 3/4" Stiles and 2 3/4" Rails	5 Piece with Solid Center Panel; 2 3/4" Stiles and 2 3/4" Rails Also available in slab	9-Piece Raised Panel with Applied Molding	9-Piece Raised Panel with Applied Molding	5 Piece with Solid Center Panel; 2 3/4" Stiles and 2 3/4" Rails	5 Piece with Solid Center Panel; 2 3/4" Stiles and 2 3/4" Rails	5 Piece with Solid Center Panel; 2 3/4" Stiles and 2 3/4" Rails	5 Piece with Solid Center Panel; 2 3/4" Stiles and 2 3/4" Rails
Design & Structure	Meets Leading Industry Standards	Meets Leading Industry Standards	Meets Leading Industry Standards	Meets Leading Industry Standards	Meets Leading Industry Standards	Meets Leading Industry Standards	Meets Leading Industry Standards	Meets Leading Industry Standards	Meets Leading Industry Standards
Assembly	Glue and Staples, No Cams or Brackets	Glue and Staples, No Cams or Brackets	Glue and Staples, No Cams or Brackets	Glue and Staples, No Cams or Brackets	Glue and Staples, No Cams or Brackets	Glue and Staples, No Cams or Brackets	Glue and Staples, No Cams or Brackets	Glue and Staples, No Cams or Brackets	Glue and Staples, No Cams or Brackets
Toe Kick Depth w/ TK Skin	3.75"	3.75"	3.75"	3.75"	3.75"	3.75"	3.75"	3.75"	3.75"
Certifications	TSCA VI, CARB, KCMA	TSCA VI, CARB, KCMA	TSCA VI, CARB, KCMA	TSCA VI, CARB, KCMA	TSCA VI, CARB, KCMA	TSCA VI, CARB, KCMA	TSCA VI, CARB, KCMA	TSCA VI, CARB, KCMA	TSCA VI, CARB, KCMA



	Napa White	Taylor White
Cabinet Box	1/2", 7 Ply, Plywood	1/2" Particle Board w/ Plywood Back
Drawer Box	5/8" Solid Wood, Dovetailed	1/2" Plywood, Straight
Drawer Slides	Under Mount, Full Extension, Metal, Soft Close w/ Ball Bearings	Side Mount, 3/4 Extension, Epoxy/Vinyl Slides w/ Nylon Rollers*
Wood Species	Birch	Birch
Door Hinge	DTC 6 Way Adjustable, Soft Close	DTC 6 Way Adjustable, Soft Close
Shelves	Adjustable, 3/4" Plywood	Adjustable, 5/8" Plywood
Finish Color	Bright White	White
Exterior Finish	Bright White to Match Doors	White to Match Doors
Interior Finish	Natural	White
Glazing	No	No
Base Reinforcement	3" Plywood Stretchers	3/4" Plastic Corner Braces w/ Tabs
Face Frame	1 1/2" Rails and Stiles, Solid Wood	1 1/2" Rails and Stiles, Solid Wood
Full Overlay Door	5-Piece with Solid Center Panel; 3 1/2" Stiles and Rails	5-Piece Recessed Panel
Drawer Head	5 Piece with Solid Center Panel; 2 3/4" Stiles and 2 3/4" Rails	Slab
Design & Structure	Meets Leading Industry Standards	Meets Leading Industry Standards
Assembly	Glue and Staples, No Cams or Brackets	Glue and Staples, No Cams or Brackets
Toe Kick Depth w/ TK Skin	3.75"	3.75"
Certifications	TSCA VI, CARB, KCMA	TSCA VI, CARB, KCMA

**All Value Series drawers can be upgraded. Upgrade includes: Drawer Box (5/8" Dovetailed Solid Wood) Drawer Slides: Undermount, Full Extension, Metal, Soft Close with Ball Bearings. All drawer upgrade SKUs are notated with 'DU' on the order form.*



AS SEEN ON
PROPERTY BROTHERS
BUYING+SELLING






kcdus.com/hardware

Discover The Perfect Pairing

Over 100+ Options



Introducing KCD's Decorative Hardware Collection, designed to provide the perfect complement to our cabinet door styles. The expansive assortment of possibilities will make it easy to find the perfect pair.



Available Finishes



Rose Gold



Satin Nickel



Matte Black



Polished Chrome



Dark Pewter



Brushed Bronze

