



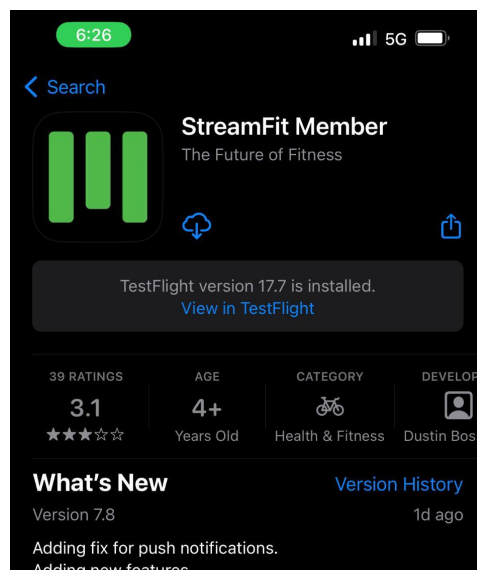
****FOLLOW THESE INSTRUCTIONS TO GET STARTED****

Getting Started

1. Download the STREAM FITNESS **MEMBER** app: There are two Stream Fitness apps in the app store, make sure you download the MEMBER version and NOT the COMMUNITY version. The links are provided below.

ANDROID LINK: <https://play.google.com/store/apps/details?id=client.streamfitness.app.go>

IPHONE LINK: <https://apps.apple.com/us/app/stream-fitness-member/id1599280771>



2. Open the app and register with your Phone Number. You will see they ask for your country. Select US and when you enter your phone number please make sure you **keep the 1.....** You will receive a 'verification code' to enter. Once entered, choose... **TC Crossfit**

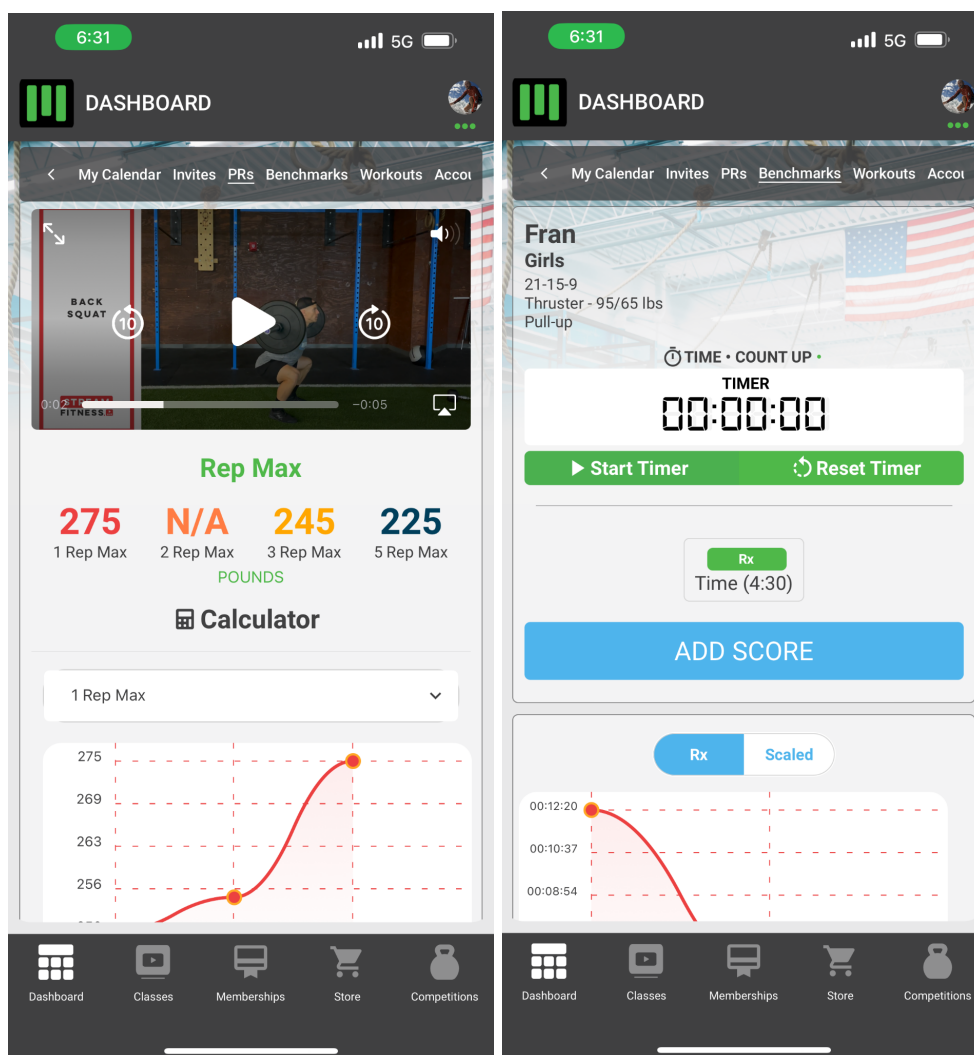
3. Please complete the required profile information.

To enter payment information you go to the **DASHBOARD** icon (bottom left), then go to **ACCOUNT** (top right) and add a **PAYMENT METHOD**.

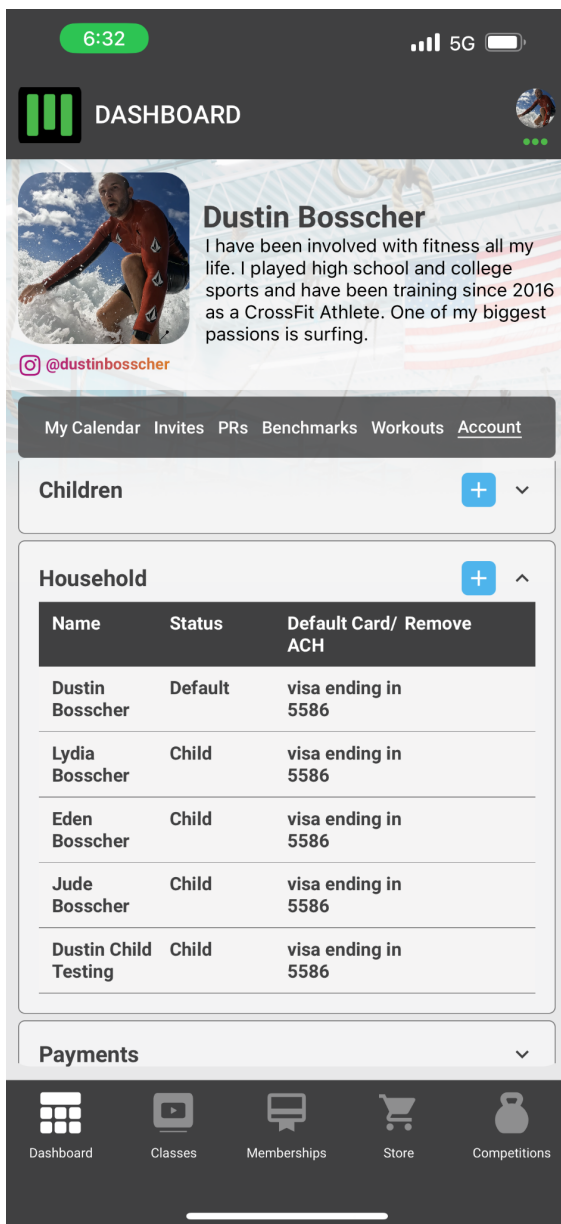
All payments will still be handled by Stripe. You will be able to either enter a credit/debit card or ACH information for payments.

You can update your picture, personal info and instagram handle for your profile by tapping top right menu and then “edit profile”

NOTE: The Dashboard is also where you can track all your PRs, Benchmarks and view your recent and upcoming classes.

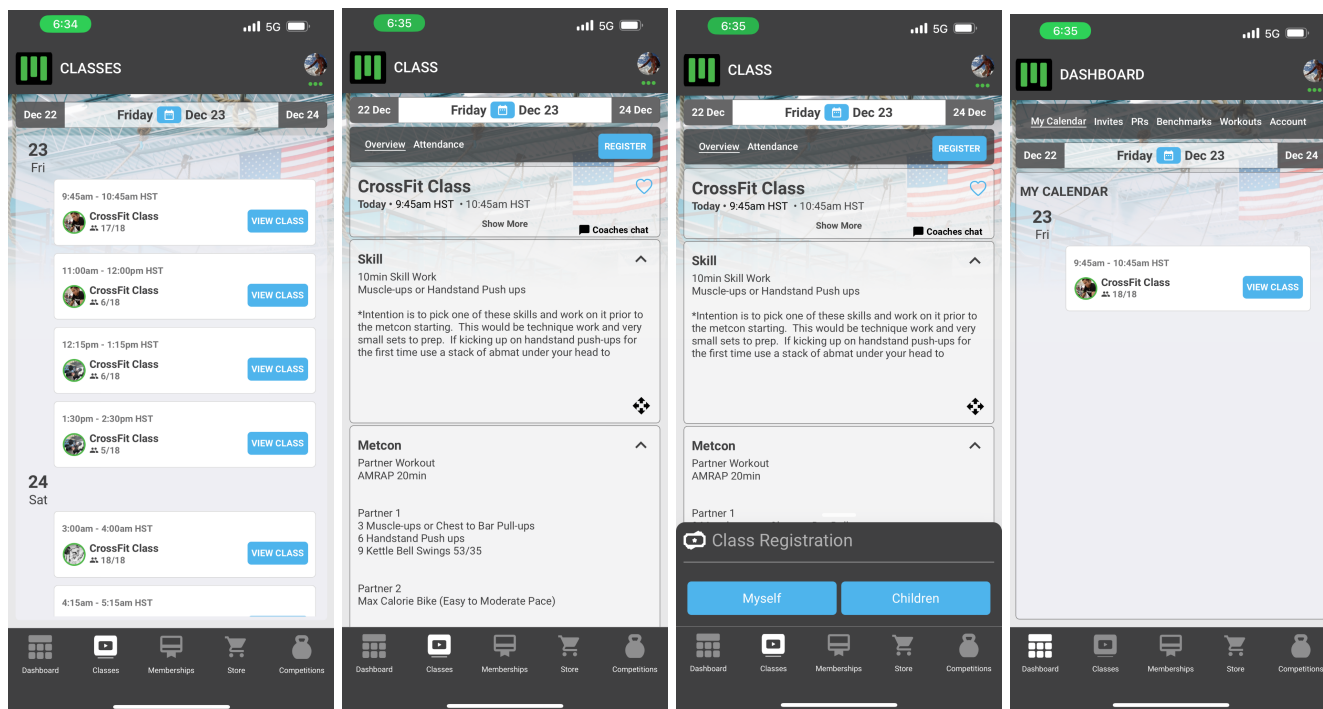


4. If there is more than one person in your family that is a member (SPOUSE/CHILD), and you are all paying together, you can add them at this time to your **HOUSEHOLD** in the **ACCOUNT** icon. Search their name and add them to your household.



5. Signing into Class: From the **CLASSES** (bottom left) icon, you will see all the upcoming classes. Click on **VIEW CLASS** for the day/time you would like to attend. Then select **REGISTER** (top right) and there you go, all signed up!!! *NOTE: If you have children on your account, you will have to select MYSELF or CHILD first, but if not, then you will only see your membership type.*

You will be able to view your classes you are signed up for under **MY CALENDAR** in your **DASHBOARD**.



6. You will be able to view all available memberships on the **MEMBERSHIP** icon (bottom middle icon). We will be adding your first membership for you, so please do not purchase one yourself if you are already a member.

It is very important that you have downloaded the app and set up payment information in your profile ASAP so there is no hold up for your membership.

If you have any questions, please feel free to contact:

Kurtis
tccrossfit@yahoo.com
810-240-1043