


Traffic Light Ranking










Stickers or markers of three colours - red, yellow and green - are used to indicate safe, semi-safe and unsafe.

Steps

1. The participants review each of the issues that emerged from the Safety Walk and Road Map tools and mark them according to severity:
 - Red - major issue, not safe at any time
 - Amber - minor issue, safe at certain times of the day
 - Green - not an issue / safe at all times of the day

Example:

Time of Day: Street Location (in Ward x; Township z)	
Issue – how does the area make you feel (safe/unsafe)?	Traffic light
Lighting	
Clean areas with little garbage	
Busy area	
Isolated Spaces	
Police check posts	
Cell phone connectivity	
Beer Shops	

Resources

- Making Cities and Urban Spaces Safe for Women and Girls: Safety Audit Participatory Toolkit. Developed for ActionAid International by Social Development Direct (SDD), January 2013