

ADHIKAANSH ACADEMY (IITJEE NEET IX X XI XII)

RUN BY:

DEEPAK SAINI SIR

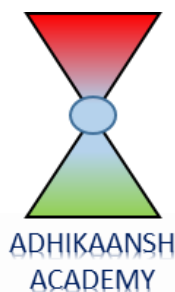
B.TECH, M.TECH (N.S.I.T. DELHI UNIVERSITY)

Ex. Faculty of

Resonance Kota, Career Point Kota

Aakash Institute Mumbai

BIOLOGY NOTES (CLASS 11TH)



**FOR MORE FREE QUESTION
BANKS AND SAMPLE PAPER
WT'S UP ON : 7665186856**

A Best Faculty Group in Meerut....

ADHIKAANSH ACADEMY
IITJEE NEET IX X XI XII

सही समय और सही दिशा में कड़ी मेहनत, तो सफलता पक्की!

*So why
to wait...*



DIRECTOR
DEEPAK SAINI (DSA SIR)
B.TECH, M.TECH
NSIT DELHI UNIVERSITY

**और Class 11th से ही शुरू करें,
Board के साथ-साथ,
NEET और IITJEE की तैयारी**

Special Classes For Students Studying in std. 9th & 10th.

EX. FACULTY OF RESONANCE KOTA, AAKASH INSTITUTE MUMBAI
225/5, 1ST FLOOR, PANCHSHEEL COLONY, BEHIND PINNACLE TOWER, GARH ROAD, MEERUT. ☎ 8057870069
www.adhikanshiitjeemedical.com | adhikanshiitjeemedical@gmail.com

**Take Dummy Admission
in Class 11th & Prepare For..**

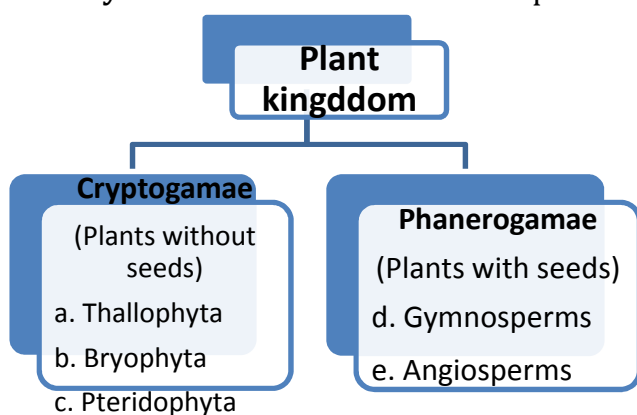
IITJEE & NEET

**For Free Counselling &
Career Guidance contact on:**

7665186856

CBSE Quick Revision Notes (Class-11 Biology)
CHAPTER-03 PLANT KINGDOM

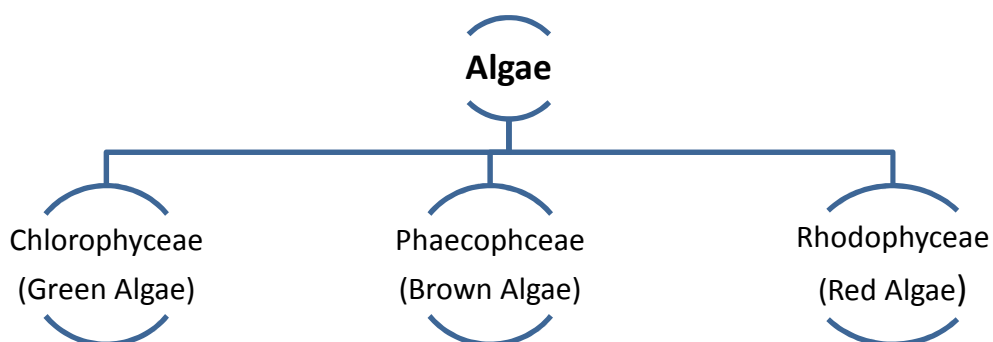
- Eukaryotic, multicellular, chlorophyll containing and having cell wall, are grouped the kingdom Plantae, popularly known as plant kingdom.
- Phylogenetic system of classification based on evolutionary relationship is presently used for classifying plants.
- **Numerical Taxonomy** use computer by assigning code for each character and analyzing the features.
- **Cytotaxonomy** is based on cytological information like chromosome number, structure and behavior.
- **Chemotaxonomy** uses chemical constituents of plants to resolve the confusion.



Thallophyta- Comprises the simplest plants which possess undifferentiated or thallus like forms, reproductive organs single celled called gametangia. It includes only Algae.

Characteristic of Algae

- Plant body is thallus, which may be unicellular, colonial, filamentous or parenchymatous.
- Usually aquatic but a few are also found in moist terrestrial habitats like tree trunks, wet rocks, moist soil etc.
- Vascular tissues and mechanical tissues are absent.
- Reproduction is vegetative by fragmentation, asexual by spore formation (zoospores) and sexual reproduction by fusion of two gametes which may be Isogamous (*Spirogyra*), Anisogamous (*Chlamydomonous*) or Oogamous (*Volvox*).
- Life cycle is various- haplontic, diplontic or diplohanlontic.



Green Algae	Brown Algae	Red Algae
aerial. sub		
Unicellular organisms abundant.	Unicellular species are absent.	Unicellular species fewer.
Reserve food is starch	Reserve food is	Reserve food is floridean starch.
Cell wall is of cellulose.	Cell wall contains cellulose and algin.	Cell wall contains cellulose and poly-sulphate esters.
Zoospores prese		
<i>Chlamydomonas, Ulothrix, spirogyra.</i>	<i>Fucus, Sargassum, ectocarpus.</i>	<i>Polysiphonia, Gelidium, Porphyra etc.</i>

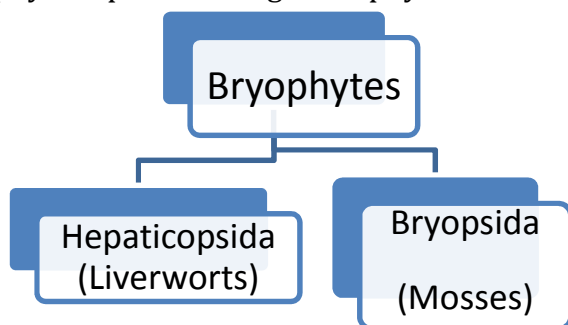
Economic importance-

- (i) A number of brown algae (*Laminaria, Sargassum*) are used as food in some countries.
- (ii) Fucus and Laminaria are rich source of Iodine.
- (iii) Laminaria and Ascophyllum have antibiotic properties.
- (iv) Alginic acid is obtained from Fucus and Sargassum, which is used as emulsions.

Bryophytes – They are non-vascular mosses and liverworts that grow in moist shady region. They are called amphibians of plants kingdom because these plants live on soil but dependent on water for sexual reproduction.

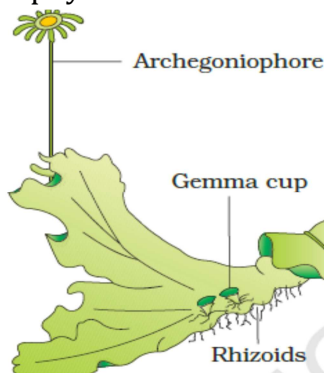
Characteristic features-

- Live in damp and shady habitats, found to grow during rainy season on damp soil, rocks, walls etc.
- The dominant phase or plant body is free living gametophyte.
- Roots are absent but contain rhizoids
- Vegetative reproduction is by fragmentation, tubers, gemmae, buds etc. sex organs are multicellular and jacketed. Antheridium and archegonium produce male and female gametes called antherozoids and egg or oospore.
- Sporophyte is parasite on gametophyte.

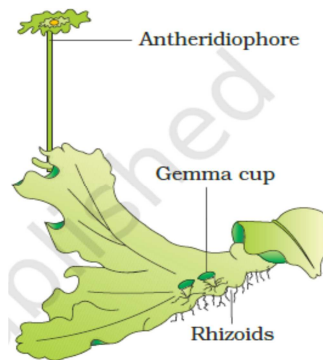


Liverworts

- The thallus is dorsiventral flattened, dichotomously branched with or without leaf-like appendage.
- Unicellular rhizoids, multicellular scales and completely parasitic sporophyte or sporangium.
- Asexual reproduction takes place by fragmentation thallus or formation of specialized structure called gemmae. Gemmae are green, multicellular, asexual buds, which develops in small receptacles called gemma cups. The gemmae becomes detached from the parent body and germinate to form new individuals.
- During sexual reproduction male and female sex organs are produced on same thallus or different.
- The sporophyte is differentiated into foot, seta and capsule.



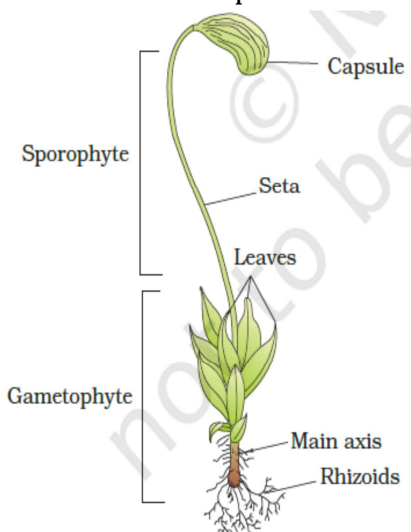
Marchantia male thallus



Marchantia female thallus

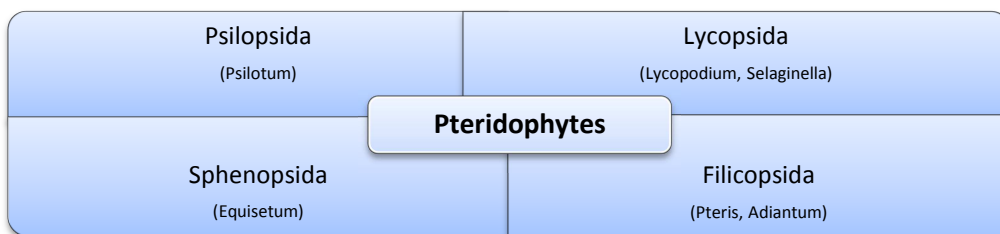
Mosses

- The gametophyte of mosses consists of two stages- the first stage is protonema stage, which develops directly from spores and creeping, green, frequently filamentous. The second stage is the leafy stage, which develops from secondary protonema as lateral bud having upright, slender axes bearing spirally arranged leaves.
- Vegetative reproduction by the fragmentation and budding in secondary protonema. A sex organ develops on leafy shoots.
- Sporophytes in mosses are more developed and consist of foot, seta and capsule.
- Common examples are *Funaria*, *Polytrichum*, *Sphagnum* etc.



Pteridophytes

- They are seedless vascular plants that have sporophytic plant body and inconspicuous gametophyte. Sporophytic plant body is differentiated into true stem, roots and leaves.
- Vascular tissue are present but vessels are absent from xylem and companion cells and sieve tube are absent.
- Sporophytes bear sporangia that are subtend by leaf like appendages called sporophylls. In some plants (*Selaginella*) compact structure called strobili or cone is formed.
- Sporangia produce spores by meiosis in spore mother cells. Spores germinate to produce multicellular thalloid, **prothallus**.
- Gametophyte bears male and female sex organ called antheridia and archegonia. Water is required for fertilisation of male and female gametes.
- Most of Pteridophytes produce spores are of similar kind (**homosporous**) but in *Selginella* and *Salvinia*, spores are of two kinds (**heterosporous**) larger called megaspore that produce female gametophyte and smaller microspore that produce male gametes.

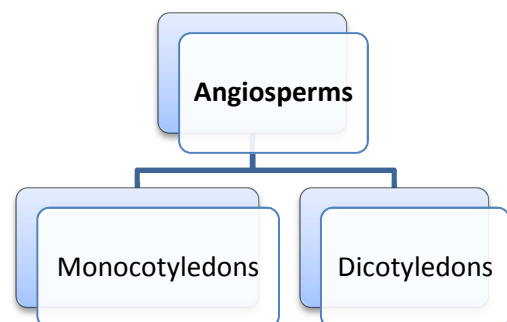


Gymnosperms

- Gymnosperms are those plants in which the ovules are not enclosed inside the ovary wall and remain exposed before and after fertilisation.
- They are perennial and woody, forming either bushes or trees. Some are very large (*Sequoia sempervirens*) and others are very small (*Zamia pygma*).
- Stem may be unbranched(Cycas) or branched(Pinus). Root is tap. Leaves may be simple or compound.
- They are heterosporous, produce haploid microspore and megaspore in male and female Strobili respectively.
- Male and female gametophytes do not have independent free-living existence. Pollination occurs through air and zygote develops into embryo and ovules into seeds.
- Example- Pines, Cycus, Cedrus, Ginkgo etc.

Angiosperms

- ❖ Pollen grain and ovules are developed in specialized structure, flower. Seeds enclosed inside the fruits.
- ❖ Size varies from almost microscopic *Wolfia* (0.1cm) to tall tree *Eucalyptus* (more than 100m).



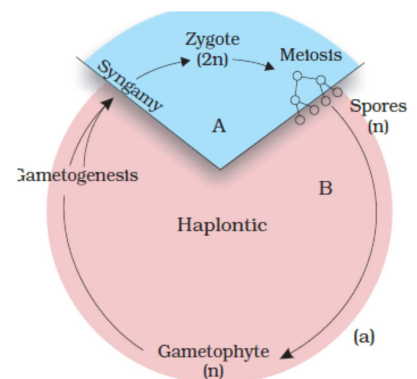
	Dicotyledons
a. Single cotyledons.	a. Two cotyledons.
b. Parallel venation.	b. Reticulate venation.
c. Fibrous root system.	c. Tap root system.
d. Closed vascular bundle.	d. Open vascular bundle.
e. More number of vascular bundles.	e. Less number of vascular bundles.
f. Banana, wheat, rice.	f. Gram, mango, apple.

- ❖ Double fertilisation- Each pollen grain produce two male gametes. One gametes fuse with egg to form embryo, Syngamy and other gametes fuse with two polar nuclei to form endosperm, triple fission. Since fertilisation takes place twice so, it is called double fertilisation.

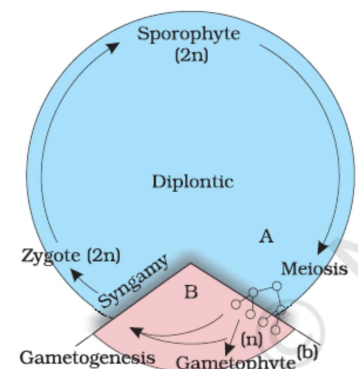
Alternation of generation

Different plant groups complete their life cycles in different patterns. Angiosperms complete their life cycle in two phases- a diploid sporophytes and haploid gametophyte. The two follows each other. This phenomenon is called alternation of generation.

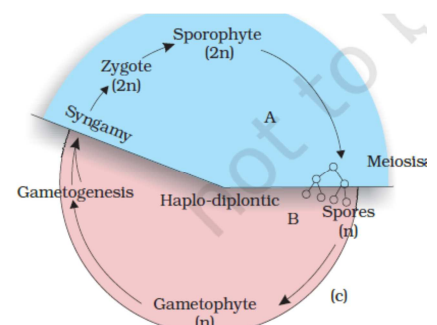
- (a) Haplontic- Saprophytic generation is represented by only the one-celled zygote. Meiosis in zygote results into haploid spores to form gametophytes, which is the dominant vegetative phase. Example- Volvox, Spirogyra etc.



- (b) Diplontic- Diploid sporophytes is dominant, independent, photosynthetic plants. The gametophyte is represented by single to few celled. All seed bearing plants fall under this category



- (c) Haplo-diplontic- Both phases are multicellular and intermediate condition is present. It is present in Bryophytes and Pteridophytes.



**FOR MORE FREE QUESTION
BANKS AND SAMPLE PAPER
WT'S UP ON : 7665186856**

A Best Faculty Group in Meerut....

ADHIKAANSH ACADEMY
IITJEE NEET IX X XI XII

सही समय और सही दिशा में कड़ी मेहनत, तो सफलता पक्की!

*So why
to wait...*



**DIRECTOR
DEEPAK SAINI (DSA SIR)
B.TECH, M.TECH
NSIT DELHI UNIVERSITY**

**और Class 11th से ही शुरू करें,
Board के साथ-साथ,
NEET और IITJEE की तैयारी**

Special Classes For Students Studying in std. 9th & 10th.

EX. FACULTY OF RESONANCE KOTA, AAKASH INSTITUTE MUMBAI
225/5, 1ST FLOOR, PANCHSHEEL COLONY, BEHIND PINNACLE TOWER, GARH ROAD, MEERUT. ☎ 8057870069
www.adhikanshiitjeemedical.com | adhikanshiitjeemedical@gmail.com

**Take Dummy Admission
in Class 11th & Prepare For..**

IITJEE & NEET

**For Free Counselling &
Career Guidance contact on:**

7665186856