

# **ADHIKAANSH ACADEMY (IITJEE NEET IX X XI XII)**

**RUN BY:**

**DEEPAK SAINI SIR**

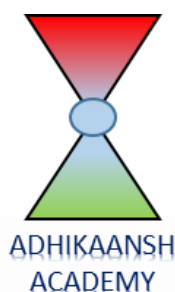
**B.TECH, M.TECH (N.S.I.T. DELHI UNIVERSITY)**

**Ex. Faculty of**

**Resonance Kota, Career Point Kota**

**Aakash Institute Mumbai**

# **CHEMISTRY NOTES (CLASS 11<sup>TH</sup>)**



**FOR MORE FREE QUESTION  
BANKS AND SAMPLE PAPER  
WT'S UP ON : 7665186856**

**A Best Faculty Group in Meerut....**

**ADHIKAANSH ACADEMY**  
IITJEE NEET IX X XI XII

**सही समय और सही दिशा में कड़ी मेहनत, तो सफलता पक्की!**

*So why  
to wait...*



**DIRECTOR**  
**DEEPAK SAINI (DSA SIR)**  
B.TECH, M.TECH  
NSIT DELHI UNIVERSITY

**और Class 11<sup>th</sup> से ही शुरू करें,  
Board के साथ-साथ,  
NEET और IITJEE की तैयारी**

**Special Classes For Students Studying in std. 9th & 10th.**

**EX. FACULTY OF RESONANCE KOTA, AAKASH INSTITUTE MUMBAI**  
225/5, 1ST FLOOR, PANCHSHEEL COLONY, BEHIND PINNACLE TOWER, GARH ROAD, MEERUT. ☎ 8057870069  
www.adhikanshiitjeemedical.com | adhikanshiitjeemedical@gmail.com

**Take Dummy Admission  
in Class 11th & Prepare For..**

**IITJEE & NEET**

**For Free Counselling &  
Career Guidance contact on:**

**7665186856**

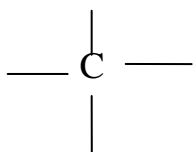
## CHAPTER 12

### Organic chemistry : Some Basic Principles and Techniques

Organic compounds are the hydrocarbons and their derivatives and organic chemistry is that branch of chemistry that deals with the study of these compounds

#### Tetravalency of carbon

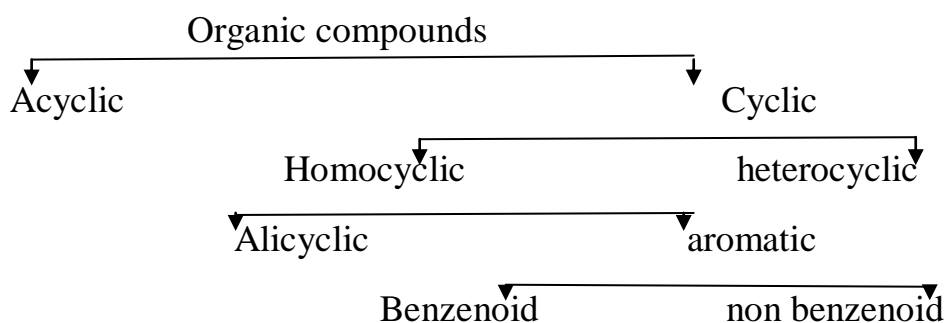
The atomic number of Carbon is 6 and its electronic configuration is 2,4 i.e. it has 4 valence electrons. Thus carbon is always tetravalent, i.e. it forms 4 covalent bonds with other atoms



Due to tetravalency of carbon it has a tetrahedron shape.

Catenation- The self linking property of carbon is known as catenation. This is the main reason of existence of such large number of compounds

#### Classification of organic compounds



**Functional groups:** A functional group may be defined as an atom or a group of atoms present in a molecule which largely determines the chemical properties.

CLASS OF ORGANIC COMPOUNDS	NAME OF FUNCTIONAL GROUP	STRUCTURE
Alkenes	double bond	=C=C=
Alkynes	triple bond	- C $\equiv$ C -
Halogens	halogen	- X ( F,Cl,Br,I )
Alcohols	hydroxyl	-OH
Aldehydes	aldehydic(formyl)	-CHO
Carboxylic acids	carboxyl	-COOH
Acid amides	amides	-CONH <sub>2</sub>
Primary amines	amino	- NH <sub>2</sub>

## HOMOLOGOUS SERIES

Homologous series is defined as a family or group of structurally similar organic compounds all members of which contain the same functional group, show a gradation in physical and similarity in chemical properties and any two adjacent members of which differ by  $-\text{CH}_2$  group. The individual members of this group are called homologues and the phenomenon is called homology.

## NOMENCLATURE OF ORGANIC COMPOUNDS

Organic chemistry deals with millions of compounds. In order to clearly identify them, a systematic method of naming known as IUPAC system of nomenclature is adopted. The names are such that the listener can deduce the structure from it. The IUPAC name consists of three parts:

	Prefix	Word root	Suffix
EX:	3	methlyoctane	

## NOMENCLATURE OF ALKANES

### Straight chain alkanes:

The names of such compounds is based on their chain structure, and end with suffix '-ane' and carry a prefix indicating the number of carbon atoms present in the chain.

### Branched chain hydrocarbons:

- 1.) The longest carbon chain in the molecule is identified.
- 2.) The numbering is done in such a way that the branched carbon atoms get the lowest possible value.
- 3.) The names of the alkyl groups attached as a branch are then prefixed to the name of the parent alkane and its position is indicated by numbers.
- 4.) The lower number is given to the first in alphabetical order.
- 5.) The carbon atom of the branch that attaches to the root alkane is numbered 1.

### Organic compounds having Functional Groups:

The longest chain of carbon atoms containing the functional groups is numbered in such a way that the functional group attached to the carbon atom gets the lowest possible number in the chain.

When there are more functional groups then a priority order is followed as:

$-\text{COOH}$ ,  $-\text{SO}_3\text{H}$ ,  $-\text{COOR}$ ,  $\text{COCl}$ ,  $-\text{CONH}_2$ ,  $-\text{CN}$ ,  $-\text{HC}=\text{O}$ ,  $=\text{C}=\text{O}$ ,  $-\text{OH}$ ,  $-\text{NH}_2$ ,  $=\text{C}=\text{C}=\text{C}$ ,  $-\text{C}\equiv\text{C}-$ .

## ISOMERISM


Two or more compounds having the same molecular formula but different physical and chemical properties are called isomers and this phenomenon is called isomerism.

**Chain isomerism:** When two or more compounds having same molecular formula but different carbon skeletons are referred to as chain isomers.

**Position Isomerism :** Compounds which have the same structure of carbon chain but differ in position of double or triple bonds or functional group are called position isomers and this phenomenon is called Position Isomerism. e g



**Functional Isomerism :**Compounds which have the same molecular formula but different functional group are called functional isomers and this phenomenon is called functional Isomerism. e g



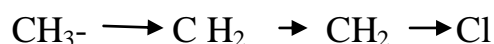
**Metamerism:**It is due to the presence of different alkyl groups on either side of functional group in the molecule. Ex.  $\text{C}_4\text{H}_{10}\text{O}$  represents  $\text{C}_2\text{H}_5\text{OC}_2\text{H}_5$  and  $\text{CH}_3\text{OC}_3\text{H}_7$ .

### FISSION OF COVALENT BOND

**Heterolytic cleavage:** In this cleavage the bond breaks in such a way that the shared pair of electron remains with one of the fragments.



d<sup>+++</sup> d<sup>++</sup> d<sup>+</sup>



**Resonance Effect :** The polarity produced in the molecule by the interaction of two pi bonds or between a pi bond and lone pair of electron present on an adjacent atom.

There are two types of resonance effect:

- 1) Positive resonance effect : In this effect the transfer of electrons is away from an atom or substituent group attached to the conjugated system.

The atoms or groups which shows +R effect are halogens, -OH , -OR, -NH<sub>2</sub>

- 2) Negative resonance effect : In this effect the transfer of electrons is towards the atom or substituent group attached to the conjugated system.

The atoms or groups which shows -R effect are -COOH , -CHO , -CN

## **METHODS OF PURIFICATION OF ORGANIC COMPOUNDS :**

**Sublimation :** This method is used to separate the sublimable compounds from non sublimable compounds.

**Crystallisation:** This method is based on the difference in the solubilities of compound and impurities in a suitable solvent. The impure compound is dissolved in solvent at heated at higher temp .on cooling the hot and conc solution pure compounds crystallizes out.

**Distillation:** This method is used to separate volatile liquids from non volatile liquids and liquids having sufficient difference in their boiling points.

**Fractional distillation:** If the boiling points of two liquids is not much , they are separated by this method.

**Distillation under reduced pressure :** This method is used to purify liquids having high boiling points and decomposes at or below their boiling points.

**Steam distillation :** This method is used to separate substances which are steam volatile and are immiscible with water.

**Differential Extraction:** When an organic compound is present in an aqueous medium it is separated by shaking it with organic solvent in which it is more soluble than in water. The aqueous solution is mixed with organic solvent in a separating funnel and shaken for sometimes and then allowed to stand for some time .when organic solvent and water form two separate layers the lower layer is run out by opening the tap of funnel and organic layer is separated. the process is repeated several times and pure organic compound is separated.

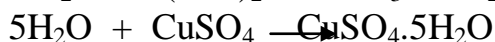
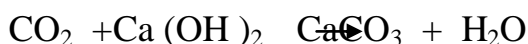
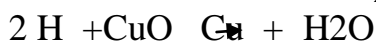
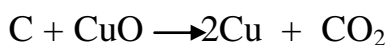
**Chromatography :** This technique is used to separate mixtures in to their components ,purify the compounds and test the purity of compounds.It is classified as

Adsorption Chromatography : It is based on the fact that different compounds are adsorbed on an adsorbent to different degrees. Silica gel or alumina is used as adsorbents.

Partition Chromatography : It is based on the continuous differential partitioning of components of a mixture between stationary and mobile phase.

## QUALITATIVE ANALYSIS OF ORGANIC COMPOUNDS

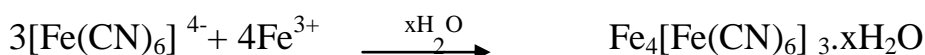
**Detection of Carbon and Hydrogen:** The Carbon and Hydrogen present in the Organic compound is detected by heating the compound with Copper II oxide in a hard glass tube when carbon present in the compound is oxidized to CO<sub>2</sub> which can be tested with lime Water and Hydrogen is converted to water which can be tested with anhydrous copper sulphate which turns blue.



## DETECTION OF OTHER ELEMENTS

**Sodium Fusion Extract:** A small piece of dry Sodium metal is heated with a organic compound in a fusion tube for 2 -3 minutes and the red hot tube is plunged in to distilled water contained in a china dish. The contained of the china dish is boiled ,cooled and filtered. The filtrate is known as Sodium fusion extract.

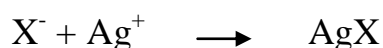
**Test for Nitrogen :** The sodium fusion extract is boiled with iron II sulphate and then acidified with Concsulphuric acid , the formation of Prussian blue colour confirms the presence of nitrogen.



**Test for Sulphur:** the sodium fusion extract is acidified with acetic acid and lead acetate is added to it. A black precipitate of lead sulphide indicates the presence of sulphur.  $S^{2-} + Pb^{2+} \longrightarrow PbS$

Black

**Test for halogens:**The sodium fusion extract is acidified with nitric acid and then treated with silver nitrate. A white precipitate, soluble in ammonium hydroxide shows the presence of chlorine, a yellowish ppt. sparingly soluble in ammonium hydroxide shows the presence of bromine, a yellowish ppt. insoluble in ammonium hydroxide shows the presence of iodine.



## QUANTITATIVE ANALYSIS(Carbon and Hydrogen)

Let the mass of organic compound be m g. Mass of water and carbon dioxide produced be  $m_1$  and  $m_2$  g respectively;

$$\% \text{ of carbon} = \frac{12 \times m_2 \times 100}{44 \times m}$$

$$\% \text{ of hydrogen} = \frac{2 \times m_1 \times 100}{18 \times m}$$

### Nitrogen

**DUMAS METHOD:** A known mass of organic compound is heated with excess of CuO in an atmosphere of  $\text{CO}_2$ , when nitrogen of the organic compound is converted into  $\text{N}_2$  gas. The volume of  $\text{N}_2$  thus obtained is converted into STP and the percentage of nitrogen determined by applying the equation:

$$\text{Volume of Nitrogen at STP} = \frac{P_1 V_1 \times 273}{760 \times T_1}$$

$$\% \text{N} = \frac{28 \times \text{vol of } \text{N}_2 \text{ at STP} \times 100}{22400 \times \text{mass of the substance taken}}$$

**KJELDAHL'S METHOD:** A known mass of organic compound is heated with conc.  $\text{H}_2\text{SO}_4$  in presence of  $\text{K}_2\text{SO}_4$  and little  $\text{CuSO}_4$  or Hg in a long necked flask called Kjeldahl's flask when nitrogen present in the organic compound is quantitatively converted into  $(\text{NH}_4)_2\text{SO}_4$ .  $(\text{NH}_4)_2\text{SO}_4$  thus obtained is boiled with excess of NaOH solution to liberate  $\text{NH}_3$  gas which is absorbed in a known excess of a standard acid such as  $\text{H}_2\text{SO}_4$  or HCl.

The vol of acid unused is found by titration against a standard alkali solution. From the vol of the acid used, the percentage of nitrogen is determined by applying the equation,

$$\% \text{N} = \frac{1.4 \times \text{Molarity of the acid} \times \text{Basicity of the acid} \times \text{Vol of the acid used}}{\text{Mass of the substance taken}}$$

### Halogens

Carius method:

A known mass of an organic compound is heated with fuming nitric acid in the presence of silver nitrate contained in a hard glass test tube known as carius tube in a furnace. Carbon and hydrogen present in the compound are oxidized to carbon dioxide and water. The halogen present forms the corresponding silver halide. It is filtered, dried, and weighed.



Let the mass of the organic compound taken = m g

Mass of AgX formed =  $m_1$  g

1 mol of AgX contains 1 mol of X

Mass of halogen in  $m_1$  g of AgX

$$= \frac{\text{at mass of X } \times m_1 \text{ g}}{\text{Molecular mass of AgX}}$$

% of halogen

$$= \frac{\text{at mass of X } \times m_1 \text{ g} \times 100}{\text{Molecular mass of AgX} \times m} \%$$

### **Sulphur**

Let the mass of the organic compound taken = m g

Mass of BaSO<sub>4</sub> formed =  $m_1$  g

$$\% \text{ of sulphur} = \frac{32 \times m_1 \times 100}{233 \times m} \%$$

### **Phosphorous**

Let the mass of the organic compound taken = m g

Mass of ammonium phosphomolydate =  $m_1$  g

$$\% \text{ of phosphorous} = \frac{31 \times m_1 \times 100}{1877 \times m} \%$$

### **Oxygen**

Let the mass of the organic compound taken = m g

Mass of CO<sub>2</sub> =  $m_1$  g

$$\% \text{ of oxygen} = \frac{32 \times m_1 \times 100}{44 \times m} \%$$

### **One Mark Questions**

Q1 Suggest a method to purify a liquid which decomposes at its boiling point.

A 1 The process Distillation Under reduced pressure is used to purify a liquid which decomposes at its boiling point.

Q 2 How will you separate a mixture of O-nitrophenol and p- nitrophenol ?

A 2 O-nitrophenol is steam volatile therefore it can be separated by Steam distillation.

Q 3 Lassaigne's test is not shown by diazonium Salt. Why?

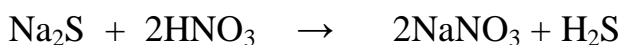

A 3 On heating diazonium Salts loses Nitrogen and could not fuse with the Sodium metal therefore diazonium Salt do not show Positive Lassaigne's test for nitrogen.

Q 4 Alcohols are weaker acids than Water, Why ?

A 4 The alkyl group in alcohols has + I effect due to which electron density increases on Oxygen atom which makes the release of hydrogen ion more difficult from alcohol.  $R \rightarrow O \rightarrow H$

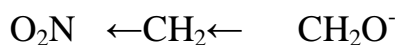
Q 5 Why is nitric acid is added to Sodium extract before adding Silver nitrate for testing halogens ?

A 5 Nitric acid is added to decompose NaCN and Na<sub>2</sub>S



Q 6 which of the two  $O_2NCH_2CH_2^-$  or  $CH_3CH_2O^-$  is expected to be more stable and why ?

A 6 NO<sub>2</sub> group has -I effect and disperse the negative charge on Oxygen atom

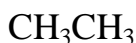
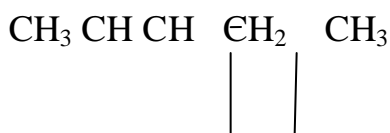


Q 7 Arrange the following in increasing Order of Stability ;



A 7  $CH_3C^+H_2 < CH_3CH_2C^+H_2 < CH_3CH_2CH_2C^+H_2 < CH_3CH_2C^+HCH_3 < (CH_3)_3C^+$

Q 8 Write the IUPAC name of the following



A 8 2,3Dimethylpentane

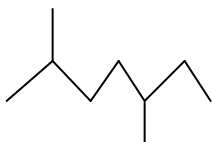
Q 9 Write the hybridized state of C atoms in the following



A 9  $sp^2 sp^2 sp$



Q 10 Give the IUPAC name of the following compound.

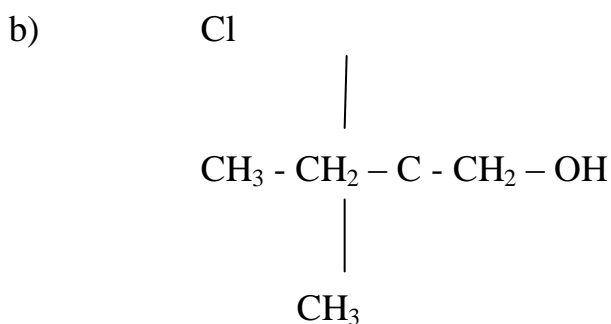
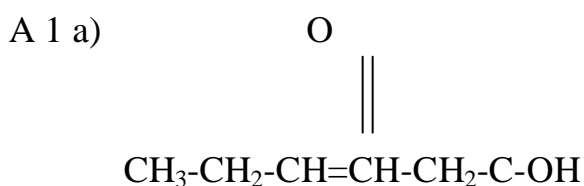


A 10 2,5Dimethylheptane

### Two Marks Questions

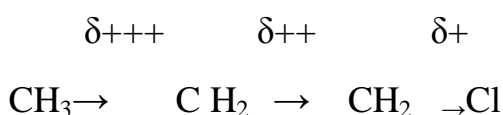
Q 1 Draw the Structures of the following compounds.

A) Hex-3-enoic acid    b) 2-chloro-2-methylbutan-1-ol



Q 2 Explain Inductive effect with example.

A 2 Inductive Effect: The displacement of the electron along the chain of the carbon atoms due to presence of an atom or group at the end of the chain.



Q 3 Explain why  $(\text{CH}_3)_3\text{C}^+$  is more stable than  $\text{CH}_3\text{C}^+\text{H}_2$ .

A 3  $(\text{CH}_3)_3\text{C}^+$  has nine alpha hydrogens and has nine hyperconjugation structures while  $\text{CH}_3\text{C}^+\text{H}_2$  has three alpha hydrogens and has three hyperconjugation structures, therefore  $(\text{CH}_3)_3\text{C}^+$  is more stable than  $\text{CH}_3\text{C}^+\text{H}_2$

Q 4 Give the number of Sigma and pi bonds in the following molecules

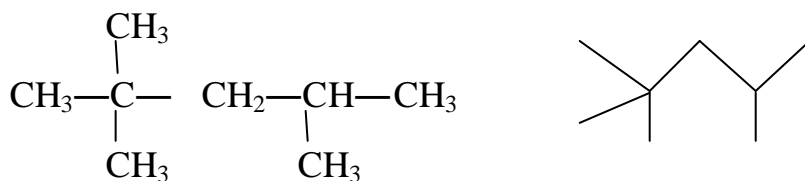
a)  $\text{CH}_3\text{NO}_2$     b)  $\text{HCONHCH}_3$

A 4    a) 6 Sigma and 1 pi bond

b) 8 Sigma and 1 pi bond

Q 5 Write the condensed and bond line formula of 2,2,4-Trimethylpentane.

A 5



Q 6 How Sodium fusion extract is prepared ?

A 6 A small piece of dry Sodium metal is heated with a organic compound in a fusion tube for 2 -3 minutes and the red hot tube is plunged in to distilled water contained in a china dish. The contained of the china dish is boiled ,cooled and filtered. The filtrate is known as Sodium fusion extract.

Q 7 Explain the principle of paper chromatography.


A 7 Paper chromatography is based on the difference in the rates at which the components of a mixture are adsorbed. The material on which different components are adsorbed is called Stationary phase which is generally made up of alumina, silica gel or activated charcoal. The mixture to be separated is dissolved in a suitable medium and it is called moving phase. The moving phase is run on the Stationary phase , the different compounds are adsorbed on stationary phase at different rates.

Q 8 Why is an organic compound fused with Sodium for testing nitrogen,halogens and sulphur ?

A 8 On fusing with sodium metal the elements presents in an organic compounds are converted in to sodium salts which are water soluble which can be filtered and detected by the respective tests.

Q 9 It is not advisable to use sulphuric acid in place of acetic acidfor acidification while testing sulphur by lead acetate test. Give reason

A 9 Lead acetate on reacting with sulphuric acid will give a white ppt of lead sulphatewhih interfere in the detection of sulphur.



Q 10 Under what conditions can the process of steam distillation is used ?

A 10 Steam distillation is used to purify the liquids which are steam volatile and water and the liquid are not miscible with each other.

### Three Marks Questions

Q 1 In an estimation of sulphur by carius method 0.468 g of an organic compound gave 0.668 g of barium sulphate. Find the percentage of sulphur in the compound.

A 1 Mass of the compound = 0.468 g

Mass of the barium sulphate = 0.668 g

$$\begin{aligned}\% \text{ of sulphur} &= \frac{32 \times \text{Mass of barium sulphate}}{233 \times \text{Mass of the compound}} \times 100 \\ &= \frac{32 \times 0.668 \times 100}{233 \times 0.468} \\ &= 19.60 \%\end{aligned}$$

Q 2 Which bond is more polar in the following pairs of molecules.

- a)  $\text{H}_3\text{C-H}$ ,  $\text{H}_3\text{C-Br}$       b)  $\text{H}_3\text{C-NH}_2$ ,  $\text{H}_2\text{C-OH}$       c)  $\text{H}_3\text{C-OH}$ ,  $\text{H}_3\text{C-SH}$

A 2 a) C-Br because Br is more electronegative than H

- b) C-O because O is more electronegative than N  
c) C-O because O is more electronegative than S

Q 3 Define Isomerism. Explain position Isomerism and Functional Isomerism with examples.

A 3 Two or more compounds having the same molecular formula but different physical and chemical properties are called isomers and this phenomenon is called isomerism.

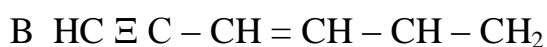
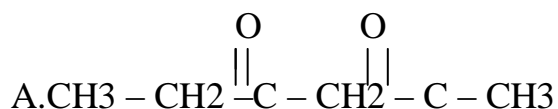
Position Isomerism : Compounds which have the same structure of carbon chain but differ in position of double or triple bonds or functional group are called position isomers and this phenomenon is called Position Isomerism. e g



Functional Isomerism : Compounds which have the same molecular formula but different functional group are called functional isomers and this phenomenon is called functional Isomerism. e g



Q 4 write the IUPAC names of the following compounds.



A 4 A hexane 2,4dione

B hexa-1,3-dien-5-yne

C 1-bromo-4-chlorobutane

Q 5 Define Homologous series. Write the general formula of alkane, alkene and alkynes.

A 5 Homologous Series : It is defined as group of similar organic compounds which contains the similar functional groups and the two adjacent members of the series is differ by a  $-\text{CH}_2$  group.

Alkanes  $\text{C}_n\text{H}_{2n+2}$

Alkenes  $\text{C}_n\text{H}_{2n}$

Alkynes  $\text{C}_n\text{H}_{2n-2}$

Q 6 How many Sigma and pi bonds are present in the following molecules .

A  $\text{HC} \equiv \text{CCH} = \text{CHCH}_3$

B  $\text{CH}_2 = \text{C} = \text{CHCH}_3$

A 6 A Sigma bonds = 10 pi bonds = 3

B Sigma bonds = 9 pi bonds = 2

Q 7 Define functional groups. Write the general formula of Carboxylic acids acid chlorides.

A 7 Functional Groups :It is an atom or group of atoms bonded together in a unique manner which is usually the site of chemical reactivity in an organic molecule. e g  $\text{CH}_3\text{OH}$

General formula of Carboxylic acids :  $\text{C}_n\text{H}_{2n+1}\text{COOH}$

General formula of acid chlorides :  $\text{RCOCl}$

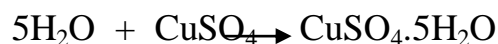
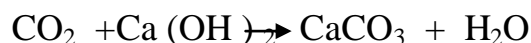
Q 8 Write a short note on differential extraction.

A 8 When an organic compound is present in an aqueous medium it is separated by shaking it with organic solvent in which it is more soluble than in water. The aqueous solution is mixed with organic solvent in a separating funnel and shaken for sometimes and then allowed to stand for some time .when organic solvent and water form two separate layers the lower layer is run out by opening the tap of funnel and organic layer is separated. the process is repeated several times and pure organic compound is separated.

Q 9 How carbon and Hydrogen is detected in a organic compounds.

A 9 The Carbon and Hydrogen present in the Organic compound is detected by heating the compound with Copper II oxide in a hard glass tube when carbon present

in the compound is oxidized to CO<sub>2</sub> which can be tested with lime Water and Hydrogen is converted to water which can be tested with anhydrous copper sulphate which turns blue.



Q 10 Write a short note on Resonance effect .

Resonance Effect : The polarity produced in the molecule by the interaction of two pi bonds or between a pi bond and lone pair of electron present on an adjacent atom.

There are two types of resonance effect:

1. Positive resonance effect: In this effect the transfer of electrons is away from an atom or substituent group attached to the conjugated system.  
The atoms or groups which shows +R effect are halogens, -OH , -OR, -NH<sub>2</sub>
2. Negative resonance effect: In this effect the transfer of electrons is towards the atom or substituent group attached to the conjugated system.

The atoms or groups which shows -R effect are -COOH , -CHO , -CN

### Five Marks Questions

Q 1 Differentiate between the principle of estimation of nitrogen in an organic compound by i) Dumas method ii) Kjeldahl's method.

Ans: DUMAS METHOD: A known mass of organic compound is heated with excess of CuO in an atmosphere of CO<sub>2</sub>, when nitrogen of the organic compound is converted into N<sub>2</sub> gas. The volume of N<sub>2</sub> thus obtained is converted into STP and the percentage of nitrogen determined by applying the equation:

$$\text{Volume of Nitrogen at STP} = \frac{P_1 V_1 \times 273}{760 \times T_1}$$

$$\%N = \frac{28 \times \text{vol of } N_2 \text{ at STP} \times 100}{22400 \times \text{mass of the substance taken}}$$

KJELDAHL'S METHOD: A known mass of organic compound is heated with conc. H<sub>2</sub>SO<sub>4</sub> in presence of K<sub>2</sub>SO<sub>4</sub> and little CuSO<sub>4</sub> or Hg in a long necked flask called Kjeldahl's flask when nitrogen present in the organic compound is quantitatively converted into (NH<sub>4</sub>)<sub>2</sub>SO<sub>4</sub>. (NH<sub>4</sub>)<sub>2</sub>SO<sub>4</sub> thus obtained is boiled with excess of

NaOH solution to liberate  $\text{NH}_3$  gas which is absorbed in a known excess of a standard acid such as  $\text{H}_2\text{SO}_4$  or  $\text{HCl}$ .

The vol of acid unused is found by titration against a standard alkali solution. From the vol of the acid used, the percentage of nitrogen is determined by applying the equation,

$$\%N = \frac{1.4 \times \text{Molarity of the acid} \times \text{Basicity of the acid} \times \text{Vol of the acid used}}{\text{Mass of the substance taken}}$$

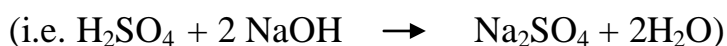
Q 2 A sample of 0.50g of organic compound was treated according to Kjeldahl's method. The ammonia evolved was absorbed in 50mL of 0.5M  $\text{H}_2\text{SO}_4$ . The residual acid required 60mL of 0.5M solution of NaOH for neutralization. Find the percentage composition of nitrogen in the compound.

Ans: the vol of  $\text{H}_2\text{SO}_4$  used.

Vol of acid taken = 50mL of 0.5M  $\text{H}_2\text{SO}_4$  = 25mL of 1M  $\text{H}_2\text{SO}_4$

Vol of alkali used for neutralization of excess acid = 60 mL of 0.5M NaOH = 30mL of 1M NaOH

Now 1 mole of  $\text{H}_2\text{SO}_4$  neutralizes 2 moles of NaOH



... 30 mL of 1M NaOH = 15mL of 1M  $\text{H}_2\text{SO}_4$

% of nitrogen.

1 mole of  $\text{H}_2\text{SO}_4$  neutralizes 2 moles of  $\text{NH}_3$  ... 10mL of 1M  $\text{H}_2\text{SO}_4$  = 20mL of 1M  $\text{NH}_3$

But 1000mL of 1M  $\text{NH}_3$  contain N=14g.

$$20 \text{ ml of 1M } \text{NH}_3 \text{ will contain nitrogen} = \frac{14 \times 20}{1000}$$

But this amount of nitrogen is present in 0.5 g of organic compound

$$\therefore \% \text{ of N} = \frac{14 \times 20 \times 100}{1000 \times 0.5} = 56.0$$

Q 3 You have a mixture of three liquids A, B, C. there is a large difference in the boiling point of A and the rest two liquids. Boiling points of liquids B and C are quite close. Liquid A boils at higher temperature than B and C and boiling point of B is lower than C. How will you separate the components of the mixture.



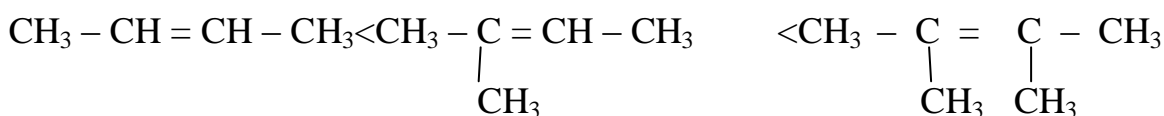
Ans Since the boiling point of liquid A is much higher than those of liquids B and C , therefore separate liquid A by simple distillation. Since boiling points of liquids B and C are quite close but much lower than liquid A therefore mixture of B and C will distil together leaving behind A. on further heating A will distil over.

Now place the mixture of liquids B and C in a flask fitted with fractionating column. Since the b.p. of liquid B is lower than that of C , on fractional distillation first liquid B will distil over and then liquid C.

### HOTS QUESTIONS

Q 1 Explain hyperconjugation effect. How does hyperconjugation effect explain the stability of alkenes?

Ans The relative stability of various classes of carbonium ions may be explained by the number of no-bond resonance structures that can be written for them. Such structures are obtained by shifting the bonding electrons from an adjacent C-H bond to the electron deficient carbon so the positive charge originally on carbon is dispersed to the hydrogen. This manner of electron release by assuming no bond character in the adjacent C-H bond is called Hyperconjugation. Greater the hyperconjugation greater will be the stability of alkenes.



Q 2 In DNA and RNA nitrogen is present in the ring system. Can kjeldahl method be used for the estimation of nitrogen present in these ? give reasons

Ans In DNA and RNA nitrogen is present in heterocyclic rings. Kjeldahl method can not be used to estimate nitrogen present in the ring because cannot be completely converted into  $(\text{NH}_4)_2\text{SO}_4$  during digestion. Therefore Kjeldahl method can not be used to estimate nitrogen present in DNA and RNA.

Q 3 1.216 g of an organic compound was Kjeldahlised and the ammonia evolved was absorbed in 100 mL 1N  $\text{H}_2\text{SO}_4$ . The remaining acid solution was made upto 500 mL by addition of water. 20 mL of this dilute solution required 32 mL of N/10 caustic soda solution for complete neutralization. Calculate the percentage of nitrogen in the organic compound.

Ans 20 mL of dil. Unreacted  $\text{H}_2\text{SO}_4 = 32 \text{ mL}$  of N/10 NaOH sol.

$$\begin{aligned} 500 \text{ mL of dil unreacted } \text{H}_2\text{SO}_4 &= \frac{32 \times 500 \text{ mL of N NaOH}}{10} = \frac{32 \times 500 \text{ mL of 1 N NaOH}}{20 \times 10} \\ &= 80 \text{ mL 1 N NaOH} \end{aligned}$$

But 80ml 1 N NaOH= 80ml 1 N NaOH So, acid left unused = 80ml 1 N H<sub>2</sub>SO<sub>4</sub>

Acid used =(100 – 80) = 20ml 1 N H<sub>2</sub>SO<sub>4</sub>

$$\%N = \frac{1.4 \times \text{Normality of the acid} \times \text{Vol of the acid used}}{\text{Mass of the substance taken}}$$
$$= \frac{1.4 \times 1 \times 20}{1.216} = 23.026$$

FOR MORE FREE QUESTION  
BANKS AND SAMPLE PAPER  
WT'S UP ON : 7665186856

A Best Faculty Group in Meerut....

**ADHIKAANSH**  **ACADEMY**  
IITJEE NEET IX X XI XII

सही समय और सही दिशा में कड़ी मेहनत, तो सफलता पक्की!

So why  
to wait...



**DIRECTOR**  
DEEPAK SAINI (DSA SIR)  
B.TECH, M.TECH  
NSIT DELHI UNIVERSITY

और **Class 11<sup>th</sup>** से ही शुरू करें,  
**Board** के साथ-साथ,  
**NEET** और **IITJEE** की तैयारी

Special Classes For Students Studying in std. 9th & 10th.

**EX. FACULTY OF RESONANCE KOTA, AAKASH INSTITUTE MUMBAI**  
225/5, 1ST FLOOR, PANCHSHEEL COLONY, BEHIND PINNACLE TOWER, GARH ROAD, MEERUT. ☎ 8057870069  
www.adhikanshiitjeemedical.com | adhikanshiitjeemedical@gmail.com

Take Dummy Admission  
in Class 11th & Prepare For..

**IITJEE & NEET**

For Free Counselling &  
Career Guidance contact on:

**7665186856**