


TRANSLATING GENERATIONS



Understanding Technology: COMMON TERMS –iPHONE

This guide will help you understand some of the common terms related to using the internet on your iPhone. Understanding these terms will make browsing the web easier and more enjoyable.

App (Application)- A program on your iPhone that allows you to perform specific tasks. For internet browsing, the most commonly used app is **Safari**, which is your iPhone’s built-in browser.




Back Button- A button, usually located at the bottom of the screen in **Safari**, that looks like a left-pointing arrow. Tapping this button takes you back to the previous page or screen.



Bookmark- A feature that allows you to save a website so you can easily return to it later. In Safari, you can bookmark your favorite websites for quick access.



Browser- An app that lets you access and view websites on the internet. On the iPhone, the main browser is **Safari**, but you can also download other browsers like **Google Chrome**.



Home Button- On older iPhones, the **Home Button** is a physical button at the bottom of the phone that takes you back to the main screen. In the **Safari** app, the home button might take you back to your default start page.

Link- A piece of text or an image on a webpage that, when tapped, takes you to another webpage or website. Links are often **underlined** or highlighted in blue. (EX: www.yyandhh.com)

Menu Icon (Square with an Arrow)- An icon at the bottom of the Safari screen that looks like a square with an arrow pointing up. Tapping this opens a menu with options like sharing, bookmarking, or printing the webpage.



TRANSLATING GENERATIONS



Understanding Technology: COMMON TERMS –iPHONE

Private Browsing- A feature in Safari that doesn't save your browsing history. You can switch to **Private Mode** to browse the web without leaving a trace on your device.




Refresh- A button that reloads the current webpage, showing the latest version of the page. It is usually found as a circular arrow icon.

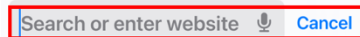


Screen Shot- A digital image that captures exactly what is displayed on a smartphone screen. It allows users to save and share visible information on their devices, such as messages, photos, or web pages. To take a screenshot, press the **Side Button** and the **Volume Up** button simultaneously (on models with Face ID). On older models with a Home button, press the **Home** and **Side (or Top)** buttons at the same time.

Scroll- Swiping your finger up or down on the screen to move through a webpage. Scrolling allows you to see more content on a webpage.



Search Bar- The box at the top of Safari where you can type in a website address (like "www.yyandh.com") or search for information (like "best restaurants nearby").



Tab- A way to keep multiple websites open at the same time in Safari or Chrome. You can switch between different tabs to view other websites without closing your current page.



URL (Website Address)- The address of a specific webpage, such as "www.yyandh.com." You type this into the **search bar** to visit a particular website.



WiFi- A way to connect to the internet without using mobile data. You can connect to WiFi at home or in public places like cafes or libraries.



TRANSLATING GENERATIONS



Understanding Technology: COMMON TERMS –iPHONE

Zoom- A feature that allows you to make the text or images on your screen larger. To zoom in, place two fingers on the screen and spread them apart. To zoom out, pinch your fingers together.



© 2024 YapYap & Howler. All rights reserved.