

Marquis

Series

Exposed Aggregate Pool Finishes

20
Designer Colors



Marquis is a factory blended mixture of polymer modified cement, quartz aggregates and various admixes specifically designed for the interior of swimming pools.

► FEATURES

- Designer colors from majestic whites to exotic blues
- Custom colors available
- Durability for long term performance
- Slip resistant for safety
- Ease of maintenance

► INSTALLATION

Surface Preparation: All substrates must be free of dirt, grease, oil, dust, chalking or chipping paint or any foreign material that may prevent or inhibit proper bonding.

NOTE: Only the experienced applicator at poolside can make the decisions as to what surface preparation may be required.

- 1) On previously plastered pools it is necessary to grind around the tile light niches, returns, etc., to allow for a smooth transition.
- 2) On previously painted pools, the surface must be sandblasted to remove the old paint completely.
- 3) Thoroughly wash surface with a TSP solution to remove body oils and suntan lotion. Acid wash with a 50/50 solution of muriatic acid and water; rinse with a neutralizing solution of baking soda and water and finally a rinse with clean water.

4) An application of BOND TITE is highly recommended on previously plastered surfaces as a bond or scratch coat to provide a uniform base for adhesion and even curing.

► MIXING

- 1) Use only potable water.
- 2) Uniformity from batch to batch is ensured by measuring water consistently from batch to batch and by mixing each batch for the same amount of time.
- 3) Add only enough water to bring the material to a smooth lump-free consistency (approximately 2 to 2½ gallons water per bag).
- 4) Start the mixing process by adding 2/3 of the mixing water to the mixer. Add the appropriate amount of MARQUIS pool finish, then add the remaining 1/3 water; bringing the mixture to a workable consistency.
- 5) MARQUIS is a complete product and requires no other additives. If Calcium Chloride (CaCl) is used, it must be used with caution as "more is NOT better". ALWAYS pre-dissolve the (CaCl) and remove impurities by straining through cheesecloth. Remember, if you are using 77% (CaCl), 23% is filler material that may or may not contain ingredients harmful to the finished product. The range of (CaCl) is as follows:

- 77% purity: Maximum 1/2 lb. per bag of MARQUIS
- 94%-97% purity: Maximum 1/3 lb. per bag of MARQUIS

NOTE: At the maximum addition rates, flash setting, trowel burning and other difficulties in both placing and finishing may occur. It is highly recommended that no (CaCl) be used to avoid any complications.

► APPLICATION

- 1) After MARQUIS has been properly mixed, it may be trowel or spray applied over a dampened substrate. Recommended thickness is 3/8" to 1/2".
- 2) Several trowel passes will be required to compact and level as the MARQUIS pool finish "stiffens". DO NOT hard trowel the finish as it is not necessary and will only create more work during the "finishing process".

3) MARQUIS pool finishes are designed to be monolithic coating. Sufficient personnel should be employed to eliminate cold joints. If the pool must be completed in phases, pre-determined stopping points must be used such as tile lane markers, etc.

4) Once the surface of the MARQUIS pool finish has set hard enough to allow light foot traffic, remove the "cream" or "fat" to expose the quartz aggregate by water washing with a soft bristle broom or soft sponge and water. The timing of the water wash can only be determined at the jobsite taking into consideration the factors of heat, humidity and substrate suction.

5) After the finish has been water washed, the applicator may elect to clean the "haze" off the quartz by washing with 50/50 solution of muriatic acid and water. The experienced applicator will determine when an acid wash is needed.

6) It is acceptable to wait until the following day to acid wash, but the finish must be water washed the same day as application to ensure adequate quartz exposure.

7) If the entire finishing process is completed in one day, fill the pool immediately. If you elect to leave the pool open until the next day to complete an acid wash, fill the pool immediately upon completion of the acid wash. Balance H₂O chemistry to Premix Marblite and NPC standards.

► CLEAN UP

Clean all tools and equipment with water while still wet. Cured material can be removed mechanically or chemically.

► COVERAGE

The coverage of MARQUIS will vary depending on the amount of leveling and filing needed. MARQUIS coverage generally averages between 18 to 20 sq. ft. per 80 pound bag.

► STORAGE

Turn inventory regularly and keep bagged product protected from all forms of moisture, both direct and indirect, to assure maximum product usage, uniformity and productivity.

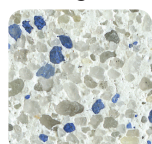
Marquis

Series

PMM
PREMIX MARBLETITE™




Non-Pigmented




Bluestone



Marina



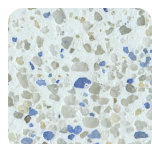
Miami Blue



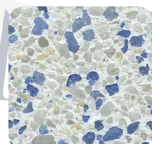
Natural




Oyster



Pool Quartz




Sapphire




St. Thomas


Pigmented



Antigua




Azure




Charcoal



Emerald Isle




Maui




Panama



Pewter



Tahoe



Tropical Blue

WARNINGS

**EYE, SKIN AND RESPIRATORY IRRITANT.
KEEP OUT OF REACH OF CHILDREN.**

First Aid: Eyes – Flush with water for 15 minutes, lifting eyelids occasionally. Obtain medical attention if irritation persists.

Skin – Wash skin thoroughly with mild soap and cool water. If skin irritation, reddening or a rash occurs, seek medical attention.

Inhalation – If respiratory irritation occurs, move to fresh air. Obtain medical attention if irritation persists.

Ingestion – Seek medical attention immediately; untrained first aid personnel should not attempt to administer aid.

This product contains one or more chemicals known to the State of California to cause cancer.

WARNING: Do not breathe dust! This product contains Free Crystalline Silica which may cause cancer or delayed lung injury (Silicosis). Avoid creation of dust from this product whenever possible. Wear NIOSH approved respirator if creation of dust is unavoidable, or when working in dusty areas. See Safety Data Sheet for detailed information.

Hazardous Ingredients – Silicon Dioxide (CAS# 14808-60-7), and Portland Cement (CAS# 65997-15-1).

WARRANTY

A Limited Warranty is available for MARQUIS. Refer to the Premix Marbletite Pool Finish Products Limited Warranty Form.

MAINTENANCE

The long term performance of MARQUIS will be directly proportional to the care taken during the filling process, the first ninety days of pool maintenance and routine consistent maintenance. Adjust the chemicals to the following levels in the order recommended by Premix Marbletite and NPC.

- pH 7.4 to 7.6
- Alkalinity 100 to 125 ppm
- Calcium 250 to 400 ppm
- Chlorine gradually to 2 ppm
- Total dissolved solids <1000 ppm
- Cyanuric acid < 50 ppm

NOTE: During the start-up phase keep pool pump running 24 hours a day until the water clears. The pool should be brushed twice a day for the first two weeks.

PRODUCT AVAILABILITY

Item #	Color	Size
050450	Bluestone	80 lb. bag
050459	Natural	80 lb. bag
050462	Pool Quartz	80 lb. bag

Item #	Color	Size
050456	Marina	80 lb. bag
050460	Oyster	80 lb. bag
050458	Miami Blue	80 lb. bag
050464	Sapphire	80 lb. bag
050415	Charcoal	80 lb. bag
050417	Dune	80 lb. bag
050419	Emerald Isle	80 lb. bag
050421	Maui	80 lb. bag
050426	Pewter	80 lb. bag
050429	St. Thomas	80 lb. bag
050406	Antigua	80 lb. bag
050408	Azure	80 lb. bag
050431	Tahoe	80 lb. bag
050430	Tahiti	80 lb. bag
050432	Tropical Blue	80 lb. bag
050425	Panama	80 lb. bag
050422	Midnight Blue	80 lb. bag

TECHNICAL SERVICES

Factory trained experienced representatives are available to answer questions and assist with recommendations.

Refer to material safety data sheet, www.PMMproducts.com and industry standards prior to installation for additional information.

For technical assistance please contact our Technical Department at (800) 432-5539.