



Vermont Everyone Eats (VEE) Farmer and Food Producer Survey Report

Quick Links:

Introduction and Context

Program Information

Farmer and Food Producer Survey Information

Key Takeaways

Results

General Survey/Respondent Information

General Participation Information

Program Impact

Future Programming/Support

Survey Design

Survey Administration

Data Analysis

Appendix

- A. Farmer and Food Producer Survey Questions
- B. List of Known VEE Participating Farms and Food Producers

Introduction and Context:

Program Information

Vermont Everyone Eats (VEE) is a unique COVID-19 recovery program that provides Vermonters impacted by COVID with prepared meals made by Vermont restaurants using locally grown and produced ingredients. The program both feeds people and strengthens the state economy at the same time. Since August 2020, Vermont Everyone Eats has provided over 3 million meals statewide (as of August, 2022). Southeastern Vermont Community Action (SEVCA) serves as the program's statewide grantee and administrator, convening a regional hub community of practice and a statewide task force. Locally governed community hubs determine needs and resources in their region and connect directly with restaurants and eaters. Task force members bring extensive experience with food insecurity programs, government agencies, economic development entities, and restaurant engagement in order to strategically guide the program.

Vermont Everyone Eats was initially funded in July 2020 through a \$5M allocation from the Coronavirus Relief Fund (CRF) with a subsequent allocation of \$1.4M in December 2020. VEE was initially set to expire at the end of December 2020 with the anticipated expiration of CRF funds. On December 22, 2020, FEMA awarded reimbursement of 75% of program costs in recognition of VEE as a critical part of Vermont's emergency mass feeding strategy in response to COVID-19-related feeding needs.

Subsequently, FEMA updated the reimbursement rate to 100% of program costs. With funding support from FEMA and ongoing demand due to pandemic-related need, the program was extended from an original end date in late December, 2020 to June 30, 2021, then to September 30, 2021, and then to December 31, 2021. VT AHS has since executed two memos authorizing VT ACCD to extend the VEE contract to enable the continued provision of meals through April 1, 2022, and then again through July 1, 2022, as part of the State's COVID emergency feeding plan. Beginning in July 2022, FEMA will reimburse 90% of VEE program costs, with the Vermont state legislature allocating \$1.3M of matching funds in bill S.11, which was signed into law by Governor Phil Scott on June 8, 2022. Additional program information is available [here](#).

Farmer and Food Producer Survey Information

The Vermont Everyone Eats (VEE) Farmer and Food Producer Survey was the second of four stakeholder-specific VEE surveys. It was digitally administered between May 11th, 2021 - May 25th, 2021. The survey was sent to the 274 Vermont farmers and food producers known to be providing ingredients for VEE meals, for whom we could gather contact information (we were unable to locate contact information for 66 of the known participants). We estimate the total number of farmers and food producers providing ingredients for VEE meals to be at least 340, though likely more. We are unable to pinpoint this figure precisely, because in most cases, program staff do not have direct contact with participating farmers and food producers. Rather, VEE participating restaurants, who are required to purchase at least 10% of ingredients locally, engage with Vermont farmers and food producers directly (as of December 2021 VEE restaurants have purchased 35% of ingredients locally). The exact number of VEE participating farmers and food producers is further obfuscated because some restaurants make local purchases from food distributors, who may source from any number of providers. For this reason, and because some restaurants may not communicate that their purchase is for VEE meals, some farmers and food producers are unaware of their program participation. Survey responses were requested regardless of whether or not the farmer or food producer was aware of their participation. The survey received 40 responses (~12% of known participants) from farm and food producer businesses in 12 out of 14 Vermont counties. The survey sought to shed insight into:

- 1) how VEE impacted participating farmers and food producers;
- 2) if and how farmers and food producers would like to be supported by potential future programming.

For additional detail on the survey and report analyses please see the "[Survey Design](#)", "[Survey Administration](#)", and "[Data Analysis](#)" sections. Please contact [Kelsea Burch](#), Administrative Coordinator, VT Everyone Eats, with any additional questions.

Key Takeaways:

Insights below are informed by both quantitative and qualitative analyses of the survey data. Recommended next steps have been included for ease of action planning. Keep in mind that survey data represents a snapshot of a particular moment in time, and any next action steps based on this data should also take current conditions into account.

Insights	Recommended Next Steps
<p>VEE and its 10% local ingredient purchasing requirement strengthened existing and precipitated new business relationships between restaurants and farmers/food producers that are likely to continue beyond programming:</p> <ul style="list-style-type: none"> ● 93% of respondents report that VEE provided their business with opportunities to build or strengthen relationships with VEE restaurants ● Most respondents first became involved with VEE because the restaurant(s) and/or a community organization reached out to them <ul style="list-style-type: none"> ○ 52% because the restaurant(s) reached out to them and/or ○ 35% because a community organization reached out to them ● Even farms/food producers that don't typically sell products to restaurants became engaged with VEE <ul style="list-style-type: none"> ○ 25% of respondents report that their business does not typically sell products to restaurants ● 83% of respondents report anticipating that their business relationship(s) will continue with the restaurant(s) participating in VEE after the program ends 	<p><u>VEE:</u> Ensure local ingredient purchasing is required in future program iterations</p> <p>Consider pursuing future evaluation efforts that seek to better understand and quantify VEE's economic impact of building and strengthening lasting relationships between local farms/food producers and restaurants</p> <p style="text-align: center;">—</p> <p><u>Food Systems & Beyond:</u> Continue to incentivize and/or require local purchasing in programs and in policies as a means of strengthening our local economy</p> <p>Continue to advocate for programs and policies that strengthen and build relationships between food system actors, as relational impacts have the potential to generate benefits long beyond any program or policy in and of itself</p> <p>Continue to conceptualize and pitch relationship building as an important economic development outcome that contributes to resilience in our local communities and food systems</p>

<p>Most farmer/food producer respondents report that VEE has had a positive economic impact on their business:</p> <ul style="list-style-type: none"> ● 60% of respondents report that the revenue generated from VEE has been important to their business ● 50% of respondents report that VEE has increased the visibility of their business ● 17% of respondents report that VEE enabled their business to retain jobs or portions of jobs that would have been lost due to COVID-19 	<p><u>VEE:</u> Continue to pitch VEE as an effective economic development program contributing to the vitality of local farms and food producers</p> <p>Consider pursuing future evaluation efforts that seek to better quantify the economic impact of VEE on participating farmers and food producers (e.g. amount of income generated per business, number of FTEs saved/retained per business)</p> <p><u>Food Systems & Beyond:</u> Share these economic benefit findings widely and encourage other food assistance programs to include local food purchasing mandates and/or incentives, so as to multiply economic impact</p>
<p>While nearly all respondents would like to continue selling products to VT restaurants, some cite challenges in doing so and most would like support:</p> <ul style="list-style-type: none"> ● 97% of respondents would like to continue selling products to VT restaurants ● 71% of respondents would like support connecting with or retaining restaurant markets <ul style="list-style-type: none"> ○ In their open-ended comments, five respondents reiterate that they would like various types of support marketing to restaurants, including: <ul style="list-style-type: none"> ■ Product targeting ■ A list of restaurants interested in purchasing local ingredients ■ A digital marketplace to sell products to restaurants ● In their open-ended comments, six respondents report that pricing is a challenge when selling to restaurants 	<p><u>VEE:</u> Continue to provide and promote opportunities for local farmers/food producers to connect with and sell products to local restaurants (e.g. sharing Black River Produce discount list with restaurants, offering discounted Vermont Fresh Network memberships) and consider pursuing additional ones</p> <p>—</p> <p><u>Food Systems & Beyond:</u> Continue to shift mindsets regarding the true cost of local ingredients, particularly among institutions, decisionmakers, and consumers</p> <p>Continue to envision and support opportunities for commerce between local farmers/food producers and restaurants</p>

<p>VEE has provided participating farmers/food producers with social and mental health benefits:</p> <ul style="list-style-type: none"> ● 93% of respondents report that VEE provided their business with opportunities to build or strengthen relationships with VEE restaurants ● 76% of respondents report that VEE has had a positive impact on their morale and/or employee morale 	<p><u>VEE:</u> Continue to pitch VEE as a program that provides social and mental health benefits to various food system participants</p> <p>Consider pursuing evaluation efforts that seek to better understand the aspects of VEE participation that contribute to improved morale for farmers/food producers (e.g. reciprocity, social connections, and/or something else)</p>
<p>Survey responses indicate that while most local ingredient providers for VEE meals are farms, a significant portion identify as other kinds of businesses:</p> <ul style="list-style-type: none"> ● 65% of respondents identify as farms ● 28% of respondents identify as value-added food producers ● 15% of respondents identify as food distributors ● 15% of respondents identify as something else (e.g. bakery, brewery, creamery, community garden, grocery store/market/deli co-op) <p><i>Note: Percentages above do not total 100% because respondents could select multiple options</i></p>	<p><u>VEE:</u> Consider pursuing evaluation efforts that seek to better understand the amount and/or proportion of VEE dollars that go to farms versus other types of local ingredient providers, and how this may change during different times of year</p>
<p>Survey responses indicate that most VEE farm/food producer businesses are small (as gauged by the number of employed full-time equivalents or FTEs), though it is uncertain what amount or proportion of local ingredient VEE dollars are going to small businesses:</p> <ul style="list-style-type: none"> ● 60% of respondents employ 1 - 5 FTEs ● 20% of respondents employ 6 - 10 FTEs ● 20% of respondents employ 11 or more FTEs (response categories combined to enable reporting) 	<p><u>VEE:</u> Consider pursuing evaluation efforts that seek to understand the amount and/or proportion of VEE dollars that go to small versus large local farm/food producer businesses</p>
<p>A significant number of VEE farmers/food producers are unaware of their participation in the program:</p> <ul style="list-style-type: none"> ● 23% of respondents were not aware of their participation in VEE prior to receiving the farmer/food producer survey 	<p><u>VEE:</u> Encourage restaurants to communicate to the businesses they purchase local ingredients from that their products are being</p>

<ul style="list-style-type: none"> • The proportion of all VEE farmers/food producers unaware of their program participation is likely even greater, because these individuals would be less likely to open an email from VEE staff and complete a survey • There are additional VEE farmers/food producers that program staff are unaware of (and that are likely unaware of VEE), because they often do not engage directly together, and because some local ingredients are purchased through food distributors 	<p>used in VEE meals, and provide them with materials to support these conversations (e.g. talking points, a program one-pager)</p> <p>Consider dedicating resources to building out a more updated, comprehensive contact list of VEE farmers/food producers, and sending them all a memento of thanks for their participation (e.g. certificate, sticker, plaque)</p> <p>—</p> <p>Food Systems & Beyond: Continue to demystify the food supply chain in order to most accurately understand costs, benefits, and relationships</p>
<p>Most farmers/food producers report selling to only one or two restaurants due to VEE, though it is uncertain how substantial or insubstantial and frequent or infrequent these restaurant orders tend to be:</p> <ul style="list-style-type: none"> • 36% of respondents report selling to one restaurant due to VEE • 32% of respondents report selling to two restaurants due to VEE • 21% of respondents report selling to three or more restaurants due to VEE (response categories combined to enable reporting) 	<p>VEE: Consider pursuing future evaluation efforts that seek to better understand the size, breadth, and frequency of restaurants' local ingredient orders from farmers/food producers</p> <p>Consider providing additional logistical and/or outreach support to connect farmers/food producers with more VEE restaurants and vice versa</p> <p>—</p> <p>Food Systems & Beyond: Consider partnering, or strengthening partnerships, with other food organizations and food hubs to connect local farmers/food producers with more VT restaurants</p>
<p>In their open-ended comments, respondents express praise and gratitude for VEE, and report that it provides reciprocal benefits to various actors in the local food system:</p> <ul style="list-style-type: none"> • Ten respondents express general praise or gratitude for VEE 	<p>VEE: Continue to pitch VEE as being mutually beneficial to and beloved by multiple actors in our local food system</p>

<ul style="list-style-type: none"> • Five respondents report that the program provides reciprocal benefits to various stakeholders in the local food system 	<p>Maximize the involvement of local farmers/food producers in future program iterations</p> <p>—</p> <p>Food Systems & Beyond: Envision, advocate for, and implement programs and policies that are mutually beneficial for various actors in a system, food or otherwise</p>
--	--

Results:

Data points representing a sample size of less than five (but not none) have been suppressed 1) to protect respondent identity; and 2) due to statistical insignificance. These cells are indicated with **gray shading**. In some instances where appropriate, sample sizes have been combined to enable reporting.

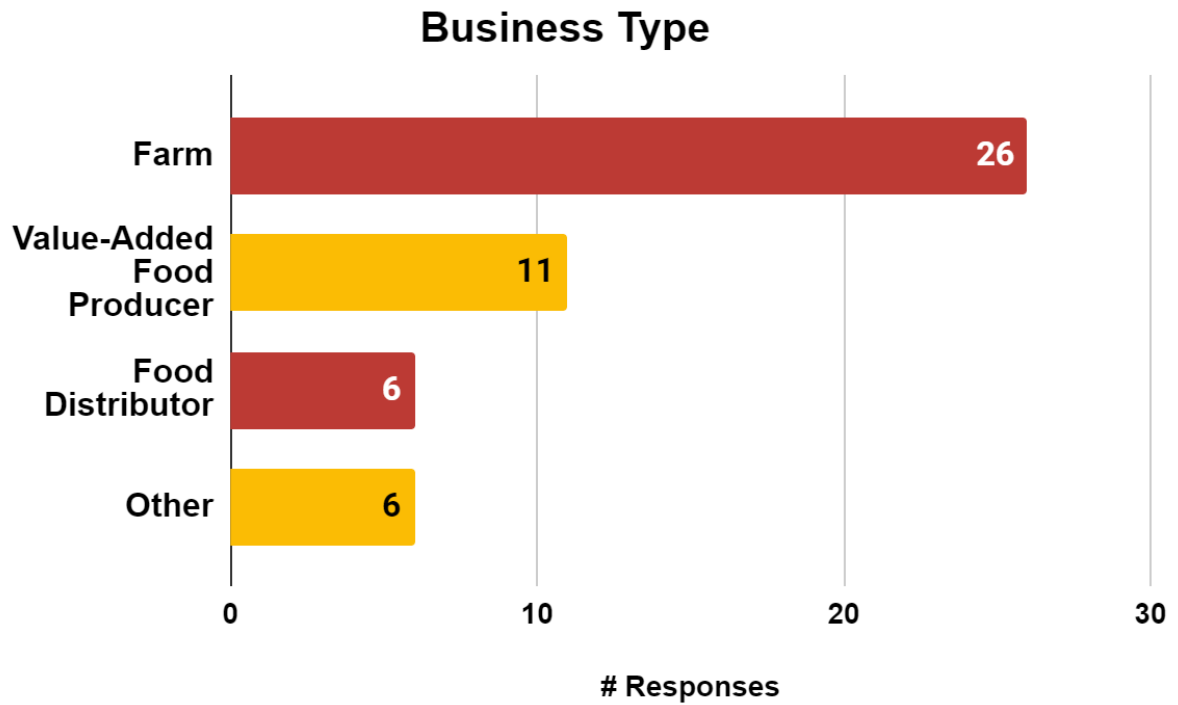
General Survey/Respondent Information

- **Respondent businesses are located in 12 out of 14 of Vermont's counties, with...**
 - More than one in six (7, or 18%) located in Windham County
 - More than one in seven (6, or 15%) located in Chittenden County
 - More than one in seven (6, or 15%) located in Washington County
 - Almost one in seven (5, or 13%) located in Orleans County
- **More than six in ten (26, or 65%) respondents identify their business as a farm**
- **Almost three in ten (11, or 28%) respondents identify their business as a value-added food producer**
- **More than one in seven (6, or 15%) respondents identify their business as a food distributor**
- **More than one in seven (6, or 15%) respondents identify their business as something else (e.g. brewery, bakery, creamery, community garden, grocery store/market/deli co-op)**
- **Six in ten (24, or 60%) respondents report that their business employs between 1 - 5 full time equivalents (FTEs)**
- **Two in ten (8, or 20%) respondents report that their business employs between 6 - 10 FTEs**
- **Two in ten (8, or 20%) respondents report that their business employs 11 or more FTEs (response categories combined to enable reporting)**
- **Almost seven in ten (27, or 68%) respondents report that their business typically sells products to restaurants and a quarter (10, or 25%) report that their business does not typically sell products to restaurants**
- **Almost eight in ten (31, or 78%) respondents were aware of their participation in VEE before receiving this survey and almost a quarter (9, or 23%) were not previously aware of their participation**

- It is likely that this data point is not representative of all participating farmers and food producers, because there is a much greater likelihood that a participant would open an email from a SEVCA VEE staff member and take the survey if they were aware of their program involvement

County	% Responses
Windham	18%
Chittenden	15%
Washington	15%
Orleans	13%
Orange	
Windsor	
Rutland	
Franklin	
Caledonia	
Bennington	
Lamoille	
Addison	
Grand Isle	0%
Essex	0%

n size = 40

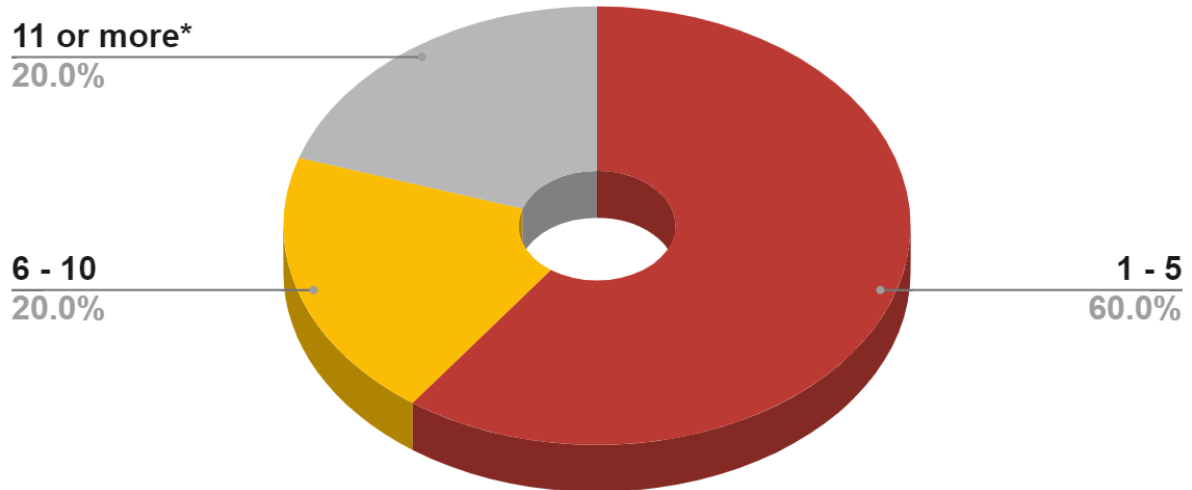


Business Type	# Responses	% Responses*
Farm	26	65%
Value-Added Food Producer	11	28%
Food Distributor	6	15%
Other (Brewery, Bakery, Creamery, Community Gardens, Grocery Store/Market/Deli Co-op)	6	15%

n size = 40

**Response percentages don't total 100% because respondents could select multiple options*

Employed FTEs



# Employed FTEs	% Responses
1 - 5	60%
6 - 10	20%
11 or more*	20%

n size = 40

**Response options combined to enable reporting*

Does your business typically sell products to restaurants?	% Responses
Yes	68%
No	25%
Intermittently	

n size = 40

Aware of VEE Participation?	% Responses
Yes	78%
No	23%

n size = 40

General Participation Information

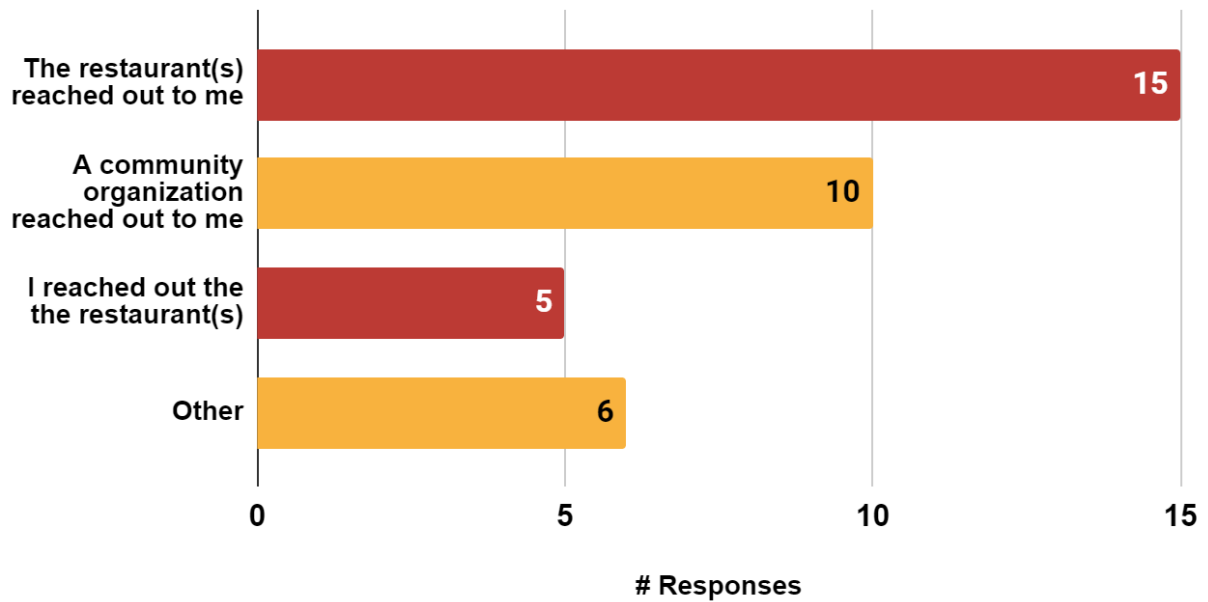
- **More than one third (10, or 36%) of respondents report selling products to one restaurant due to VEE**
- **Almost one third (9, or 32%) of respondents report selling products to two restaurants due to VEE**
- **More than two in ten (6, or 21%) respondents report selling products to three or more restaurants due to VEE (response categories combined to enable reporting)**
- **More than half (15, or 52%) of respondents report that they first became involved with VEE participating restaurants because the restaurant(s) reached out to them**
- **More than one third (10, or 35%) of respondents report that they first became involved with VEE participating restaurants because a community organization reached out to them**
- **About one in six (5, or 17%) of respondents report that they first became involved with VEE participating restaurants because they reached out to the restaurant(s)**
- **More than four in ten (13, or 43%) respondents report that the restaurant(s) participating in VEE first began purchasing ingredients from their business in August 2020 or before**
- **More than a quarter (8, or 27%) of respondents report that the restaurant(s) participating in VEE first began purchasing ingredients from their business between September - October 2020**
- **One in five (6, or 20%) respondents report that the restaurant(s) participating in VEE first began purchasing ingredients from their business between November 2020 - April 2021 (response categories combined to enable reporting)**

How many restaurants are you selling products to due to VEE?	% Responses
Unsure	
0	
1	36%
2	32%
3 or more*	21%

n size = 28

**Response options combined to enable reporting.*

How did you first become involved with VEE participating restaurants?



How did you first become involved with VEE participating restaurants?	# Responses	% Responses*
The restaurant(s) reached out to me	15	52%
A community organization reached out to me	10	35%
I reached out the the restaurant(s)	5	17%
Other	6	21%

n size = 29

**Response percentages don't total 100% because respondents could select multiple options*

When did the restaurant(s) participating in VEE begin purchasing ingredients from your business?	% Responses
August 2020 or Before	43%
September - October 2020	27%
November 2020 - April 2021*	20%
Unsure	

n size = 30

**Response options are combined to enable reporting*

Program Impact

- **More than nine in ten (27, or 93%) respondents report that VEE has provided their business with opportunities to build or strengthen relationships with Vermont restaurants**
- **More than three quarters (22, or 76%) of respondents report that participation in VEE has had a positive impact on their morale and/or employee morale**
- **Half (10, or 50%) of respondents report that VEE has increased the visibility of their business**
- **More than eight in ten (25, or 83%) respondents report anticipating that their business relationship(s) will continue with VEE participating restaurant(s) after the program ends**
- **About one in six (5, or 17%) respondents report that they do not anticipate that their business relationship(s) will continue with VEE participating restaurant(s) after the program ends**
- **Six in ten (18, or 60%) respondents report that the revenue generated from VEE has been important to their business**
- **One in five (6, or 20%) respondents report that the revenue generated from VEE has been unimportant to their business**
- **About two thirds (20, or 67%) of respondents report that the revenue from VEE has not enabled their business to retain jobs or portions of jobs that otherwise would have been lost due to the COVID-19 crisis**
- **About one in six (5, or 17%) respondents report that the revenue from VEE has enabled their business to retain jobs or portions of jobs that otherwise would have been lost due to the COVID-19 crisis**
- **About one in six (5, or 17%) respondents are unsure if the revenue from VEE has enabled their business to retain jobs or portions of jobs that otherwise would have been lost due to the COVID-19 crisis**
- **In their open-ended comments, ten respondents express general praise or gratitude for VEE:**
 - “Thank you for all your work to put this program together.”
 - “Thank you for including us and making the opportunity available.”
 - “Great program for all!”

- In their open-ended comments, five **respondents report that the program provides reciprocal benefits to various stakeholders in the local food system:**
 - “I felt the program was a win win for people struggling for healthy meals and farmers needing to get products out.”
 - “We really appreciate that committing to using local food was a part of this program - not just for us, but for all restaurants (and our neighbors eating their food).”
 - “Fantastic program helping so many parts of our food economy.”

Agreement or Disagreement with Statements Regarding VEE	n size	% Strongly Agree or Agree	% Strongly Agree	% Agree	% Disagree	% Strongly Disagree
VEE has provided your business with opportunities to build or strengthen relationships with Vermont restaurants.	29	93%	28%	66%		
Participation in VEE has had a positive impact on your morale and/or employee morale.	29	76%	28%	48%	17%	
VEE has increased the visibility of your business (e.g. has helped you reach new customer bases).	20	50%		35%	40%	

Do you anticipate that your business relationship(s) with the restaurant(s) participating in the VT Everyone Eats program will continue after the program ends?	% Responses
Very Likely or Likely	83%
Very Likely	47%
Likely	37%
Unlikely	17%
Very Unlikely	0%

n size = 30

How important or unimportant has the revenue generated from the VT Everyone Eats program been to your business?	% Responses
Very Important or Important	60%
Very Important	
Important	50%
Unimportant	20%
Very Unimportant	
Unsure	

n size = 30

Has revenue from the VT Everyone Eats program enabled your business to retain jobs or portions of jobs that otherwise would have been lost due to the COVID-19 crisis?	% Responses
Yes	17%
No	67%
Unsure	17%

n size = 30

Future Programming/Support

- **Nearly all (38, or 97%) respondents report that they would like to continue selling products to Vermont restaurants after the COVID-19 State of Emergency is lifted**
- **More than seven in ten (27, or 71%) respondents report that they would like support connecting with or retaining restaurant markets**
 - **In their open-ended comments, five respondents reiterate that they would like various types of support marketing to restaurants:**
 - “[We’d like support] targeting restaurants for our products.”
 - “I would love more support marketing...especially a list of restaurants interested in buying local.”
 - “[We’d like a] digital marketplace that markets specialty products to restaurants.”
- **Almost three in ten (11, or 29%) respondents report that they do not want support connecting with or retaining restaurant markets**
- **In their open-ended comments, six respondents report that pricing is a challenge when selling to restaurants:**
 - “We tend to avoid restaurant accounts because of the small margins and how price conscious they are.”
 - “Our pricing is challenging for many.”

Would you like to continue selling products to Vermont restaurants after the COVID-19 State of Emergency is lifted?	% Responses
Yes	97%
No	

n size = 39

Would you like support connecting with or retaining restaurant markets?	% Responses
Yes	71%
No	29%

n size = 38

Survey Design:

The farmer and food producer survey was designed by a SEVCA/VEE staff member with non-profit program evaluation and data analysis expertise, in close collaboration with other SEVCA/VEE staff, community hub staff, and statewide task force members. The first section of the survey collected basic information about VEE participating respondent businesses, including whether or not the respondent was aware of their participation in the program. All respondents were required to complete this section. Those aware of their participation were prompted to complete optional items in the second section, which sought to shed insight into the impact of VEE on participating farmers and food producers. All respondents were prompted to complete optional items in the third and final section of the survey, which sought to shed insight into how potential future programming could support farmers and food producers. Identifying information such as names and business names were only used for survey tracking, raffle entry, and to allow the opportunity to reach out to those respondents who indicated interest in being contacted about future programming. Upon receipt of data, this information was removed from all other survey responses. Respondents were apprised of this data privacy information at the beginning of the survey. Please see "[Appendix A. Farmer and Food Producer Survey Questions](#)" for specific content.

Survey Administration:

The survey was administered digitally between May 11 - May 25, 2021 to the 274 Vermont farmers and food producers known to be providing ingredients for VEE meals, and for whom we could gather contact information (we were unable to locate contact information for 66 of the known participants). We estimate the total number of farmers and food producers providing ingredients for VEE meals to be at least 340, though likely more. We are unable to pinpoint this figure precisely, because in most cases, VEE program staff do not have direct contact with participating farmers and food producers as restaurants engage with them directly. The exact number of VEE participating farmers and food producers is further obfuscated because some restaurants make local purchases from food distributors, who source from any number of providers. For this reason, and because some restaurants may not communicate that their purchase is for VEE meals, some farmers and food producers are unaware of their program participation. Survey responses were requested regardless of whether or not the farmer or food producer was aware of their participation. The survey was sent via email to participants from SEVCA VEE staff. A second targeted reminder email was sent midway through the administration window. To incentivize survey participation, respondents were entered into a raffle in which ten won a \$100 gift card to the VEE participating restaurant of their choice. The survey received 40 responses from 12 out of 14 Vermont counties.

Data Analysis:

Survey results were analyzed by a SEVCA/VEE staff member with non-profit program evaluation and data analysis expertise. Quantitative analyses were conducted at the statewide level (results were not disaggregated due to sample size). To ensure statistical significance and to protect the identity of respondents, only quantitative data points representing a sample size of five or more respondents have been included in this report. Quantitative data points representing a sample size of fewer than five respondents have been suppressed, and are **blocked out in gray**. Where appropriate, subgroups have been combined to enable the reporting of data. Qualitative analyses were conducted at the statewide level utilizing an inductive approach to thematic coding. The frequency of codes were then quantified. Any code occurring in five or more responses was considered a theme and has been referenced in the report under "Results." Where quotes have been utilized to illustrate meaning, they have been carefully deidentified and used only where representative of larger, generalizable themes. All figures and themes provided in this report have been triple-checked for accuracy. For any questions on methods, findings, or otherwise, please contact Kelsea Burch, Administrative Coordinator, VT Everyone Eats.

Appendix:

Appendix A.
Farmer and Food Producer Survey Questions

Part I. General Information

* Required

1. What is your name (first and last)? **(short answer)***2. What is your email address? ****(short answer)***3. What is the name of your business? ****(short answer)***4. In which county is your business (or primary business address) located? ****Dropdown menu (only one can be selected):*

- Addison
- Bennington
- Caledonia
- Chittenden
- Essex
- Franklin
- Grand Isle
- Lamoille
- Orange
- Orleans
- Rutland
- Washington
- Windham
- Windsor

5. How would you categorize your business? Please select all that apply. **Checkboxes (multiple options can be selected):*

- Farm
- Value-Added Food Producer
- Food Distributor
- Other: _____

6. How many FTEs does your business currently employ? (FTE or full time equivalent, is the total number of labor hours in a week divided by 40) *

Multiple choice options (only one can be selected):

- 1 - 5
- 6 - 10
- 11 - 20
- 21 - 50
- 51 - 100
- 101+

7. Does your business typically sell products to restaurants? *

Multiple choice options (only one can be selected):

- Yes
- No
- Other: _____

8. Before receiving this survey, were you aware that local restaurant(s) have purchased ingredients from your business to provide meals to the community via the VT Everyone Eats program (in accordance with legislation requiring that 10% of ingredients be purchased from VT farmers or food producers)? *

Multiple choice options (only one can be selected):

- Yes
- No *(please skip to Part III of this survey)*

Part II: VEE Impact on Farmers and Food Producers - This section applies only to farmers/food producers who were aware that restaurants have purchased their products for the VT Everyone Eats program before receiving this survey.

1. Please indicate the degree to which you agree/disagree with the following: The VT Everyone Eats program has provided your business with opportunities to build or strengthen relationships with Vermont restaurants.

Multiple choice options (only one can be selected):

- Strongly Agree
- Agree
- Disagree
- Strongly Disagree

2. To the best of your knowledge, how many restaurants are you selling your products to as a result of the VT Everyone Eats program?

(short answer)

3. How did you first become involved with VT Everyone Eats participating restaurants? Please select all that apply.

Checkboxes (multiple options can be selected):

- The restaurant(s) reached out to me
- A community organization reached out to me
- I reached out the the restaurant(s)
- Other: _____

4. When did the restaurant(s) participating in the VT Everyone Eats program begin purchasing ingredients from your business?

Multiple choice options (only one can be selected):

- August 2020 or Before
- September - October 2020
- November - December 2020
- January - February 2021
- March - April 2021
- Unsure

5. Do you anticipate that your business relationship(s) with the restaurant(s) participating in the VT Everyone Eats program will continue after the program ends?

Multiple choice options (only one can be selected):

- Very Likely
- Likely
- Unlikely
- Very Unlikely

6. How important or unimportant has the revenue generated from the VT Everyone Eats program been to your business?

Multiple choice options (only one can be selected):

- Very important
- Important
- Unimportant
- Very unimportant
- Unsure

7. Has revenue from the VT Everyone Eats program enabled your business to retain jobs or portions of jobs that otherwise would have been lost due to the COVID-19 crisis?

Multiple choice options (only one can be selected):

- Yes
- No
- Unsure

8. Please indicate the degree to which you agree/disagree with the following: The VT Everyone Eats program has increased the visibility of your business (e.g. has helped you reach new customer bases).

Multiple choice options (only one can be selected):

- Strongly Agree
- Agree
- Disagree
- Strongly Disagree
- Unsure

9. Please indicate the degree to which you agree/disagree with the following: Participation in the VT Everyone Eats program has had a positive impact on your morale and/or employee morale.

Multiple choice options (only one can be selected):

- Strongly Agree
- Agree
- Disagree
- Strongly Disagree

10. Please share any additional feedback you may have on the VT Everyone Eats program and its impact on your business.

(long answer)

Part III. Future Support and Opportunities While we cannot guarantee the role that sourcing local ingredients may play in possible future programming, your feedback will be invaluable to our planning and advocacy.

1. Would you like to continue selling products to Vermont restaurants after the COVID-19 State of Emergency is lifted?

Multiple choice options (only one can be selected):

- Yes
- No

1a. If yes, would you like support connecting with or retaining restaurant markets?

Multiple choice options (only one can be selected):

- Yes
- No

1b. If yes, what challenges are you experiencing connecting with or retaining restaurant markets and how would you like to be supported?

(long answer)

2. Would you like to be contacted about future program opportunities with VT Everyone Eats and/or Southeastern Vermont Community Action (SEVCA)?

Multiple choice options (only one can be selected):

- Yes
- No

3. Please share any other ideas, comments, or feedback you may have regarding the challenges farmers and food producers are facing and/or possible future programming.

(long answer)

4. Is there anything else you would like to tell us?

(long answer)

Appendix B.
List of Known VEE Participating Farms and Food Producers

Business Name	VT Town/City
4 Corners Farm	Newbury
48 Farms	
5 Generations Creamery	
Adams Family Farm	Wilmington
All Souls Tortilleria	Burlington
Allen Brothers Farms	Westminster
Allenholm Farm	South Hero
Applecheek Farm	Hyde Park
August First Bakery	Burlington
Baird Farm	Chittenden
Bald Mountain Farm	Clarendon
Barnet Mountain Meats	Barnet
Basin Farm	Bellows Falls
Ben & Jerry's	South Burlington
Berry Creek Farm	Westfield
Big Picture Farm	Townshend
Black Dirt Farm	Greensboro Bend

Black River Meats/Black River Produce	North Springfield
Blackmore Farms	Georgia
Blais Farm Stand	Springfield
Boardman Hill Farm	
Boissoneault Farm	
Bonnieview Farm	Albany
Booth Brothers Dairy	Barre
Boston Post Dairy	Enosburg Falls
Bothfeld Farm	Cabot
Bove's	Milton
Boyd Family Farm	
Boyden Farm	Cambridge
Boyden Valley Farm	Cambridge
Brattleboro Coop	Brattleboro
Brault's Slaughterhouse & Market	Troy
Breezy Acres Farm	Richford
Bridport Creamery	Bridport
Brigham Hill Maple	Essex
Brook Meadow Farm	Brattleboro

Brookside Stock Farms	
Brown's Orchard	
Buck's Family Maple	Waterbury Center
Bunker farm	Dummerston
Bur-Ger Farm	Benson
Burnt Rock Farm	Huntington
Burt's Apple Orchard	Cabot
Butterfly Bakery of Vermont	Barre
Butterworks Farm	Westfield
Cabot Creamery	Cabot, Waitsfield
Camden Creek Farm	Sandgate
Casa Mia Herbs	
Cedar Circle Farm	East Thetford
Cellars at Jasper Hill	Greensboro
Ceres Greens	Barre
Champlain Farms	
Champlain Mills	
Champlain Orchards	Shoreham
Chapelle's Potatoes	Williamstown

Charlotte Village Winery	Charlotte
Charlotte's Crazy Critters	Glover
CherryRail Farm	Brattleboro
Clear Brook Farm	Shaftsbury
Colatina Bakery	Bradford
Colburn's Village View Maple and Beef	Glover
Cold Hollow Cider	Waterbury Center
Corey's Maple Orchard	Fairfield
Crescent Bay Farm	
Crossroad Farm	Post Mills/Fairlee
Crossroad Farm	Norwich
Dakin Farm	Ferrisburgh
Davis Farm	
Davis Farm	
Day Star Services	Cavendish
Deep Meadow Farm	Windsor
Deep Mountain Maple	West Glover
Deep Root Organic Coop	Johnson
Deep Roots Farm	Pawlet

Delicate Decadence	Barre
DiLuigi	
Diversity Farm	
Doe's Leap Farm	
Dog River Farm	Berlin
Drew's Organics	Chester
Duclos & Thompson Farm	Weybridge
Dutton Farm/Dutton Berry Farm	Brookline, Newfane, Brattleboro, Manchester Center
Dwight Miller Orchards	Dummerston
Earth Sky Time Farm	Manchester
Elmore Mountain Bread	Wolcott
Evening Song Farm	Cuttingsville
Fairmont Farm	East Montpelier
Fat Sheep Farm	Hartland
Field Stone Farm	Northfield
Flourbottom Bread	
Foggy Meadow Farm	Benson
Food Connects	
Foote Brook Farm	Johnson

Fox Meadow Farm	Mt Holly
Free Bird Farm	
Freihofer's Bakery Outlet	Storefront in Keene, NH but produced in S. Burlington
Frog Hollow Farm	Castleton
Full Moon Farm	Hinesburg
Full Plate Farm	Dummerston
Funj Shrooming Co.	
Fusda Farm	Craftsbury
Gadapee Family Sugarhouse	Danville
Garlic Company of Vermont	Barre
Gaudette Farm Maple	
Georgia Mountain Maples	Milton
Gilles' Baguettes	Dummerston
Gingue Family Farm	Waterford
Golden Acres	Pownal
Golden Russet Farm	Shoreham
Gorham Farms	West Rutland
Grafton Village Cheese	Brattleboro & Grafton
Grant Haven Farms	Addison

Grateful Greens	Putney
Gratitude Farms	Northfield
Green Mountain Creamery	Brattleboro
Green Mountain Farm Direct	Newport
Green Mountain Gringo	
Green Mountain Harvest	Waitsfield
Green Mountain Maple	
Green Mountain Orchards	Putney
Green Mountain Smokehouse	Windsor
Green Slice Foods	Richmond
Green Thumb	
Gringo Jacks	Manchester Center
Hackett's Orchard	South Hero
Hall's Orchards	Isle La Motte
Harlow Farm	Westminster
Harvest Hill Farm	Walden
Haystack Farmstead	Wells
Heartwood Farm	South Albany
Hidden Springs Maple	Putney

High Meadows Farm	Putney
Hillside Farm	West Glover
Holton Farms	Westminster
Hood Vermont Milk	
Hornet Hill Farm	West Glover
Hurricane Flats	South Royalton
Jansal Valley	
Jericho Settlers Farm, Inc.	Jericho
JK Markle Potatoes	
Jocelyn & Cinta's Bake Shop	Newport
Joe's Brook Farm	St. Johnsbury
Juniper Hill Farm	Windsor
Just Cut Carrots	Hardwick
King Arthur Baking Company	Norwich
Kingdom Creamery	
Kingdom Sweets	Albany
Kirby Mountain Maple	Concord
Klinger's Bread Company	South Burlington
Knee Deep Farm	Jeffersonville

Koffee Kup Bakery	Colchester
Kuryloski Sugar Bush	
La Panciata Bakery	Northfield
La Platte River Angus Farm	Shelburne
Lance's Honey	
Langdon Farm	
Larson Family Farm	Wells
Laughing Child Farm	Pawlet
Leaping Bear Farm	Putney
Leclair Sugar Tree Farm	Montgomery
Lewis Creek Farm	Starksboro
Libbey's Meat Market	Lyndon Center
Liberty Orchards	Brookfield
Lilac Ridge Farm	Brattleboro
Little Wood Farm	Plainfield
Live Water Farm	Westminster West/Putney
Live Young Kitchen	Vergennes
Long Wind Farm	East Thetford
Luna Bleu Farm	South Royalton

M Laroche Maple Farms	
Macauleys	Barre
Mahar Maple	Middletown Springs
Mansfield Dairy	Stowe
Mansfield Valley Poultry Farm	Stowe
Maple Lane Farm	Cabot
Maple Meadow	Salisbury
Maple Valley Farm	Bridgewater
Maple Valley Stables	Essex Junction
Maple Wind Farm	Richmond
Maplebrook Farm	Bennington
Marble Hill Farm	Fayston
McDonald Farm	Danville
Mckenzie Country Classics	Burlington
Middletown Farm	South Londonderry
Mighty Food Farm	Shaftsbury
Milkweed Farm	Guilford
Misty Knoll Farm	New Haven
Mitch's Maples	Chester

Monument Farms Dairy	Weybridge
Morningstar Farm	Glover
Mount Mansfield Creamery	Morrisville
Mountain Brook	
Naga Bakehouse	Middletown Springs
Naked Acre Farm	Hyde Park
Nana Sandy's Specialty Foods	Manchester
NE Family Farms	
Neighborly Farms	Randolph Center
Neill Farm	Waitsfield
NEK Processing	St. Johnsbury
Neshobe Farms	Brandon
New Leaf CSA	Dummerston
Nitty Gritty Grains	Charlotte
Nop Brothers and Sons Farm	Salisbury
Nordic Farms	Charlotte
North East Raised Meats	
North Meadow Farm	Manchester
Northern Smokehouse	

Northwoods Apiaries	Westfield
Old Athens Farm	Putney
Otterpoint Farm	
Outback Acres	Pittsford
Packer Farm/Vegetables	
Patchwork Farm & Bakery	East Hardwick
Pebble Brook Farm	Braintree
Peck Farm Orchard	East Montpelier
Pete's Greens	Craftsbury
Peter Lussier Farm Fresh Eggs	
Peterson Quality Malt	Charlotte
Picnic Provisions	Shelburne
Pigasis Meats	South Hero
Pitchfork Farm	Burlington
Plew Farm	Mount Holly
Plymouth Artisan Cheese	Plymouth Notch
Pomykala Farm	Grand Isle
Pop! Microfarm	Montpelier
Precision Valley Specialty Meats	

Provender Farm	Cabot
Putnam Family Farm	Cambridge
Queen City Acres	Burlington
Rabble-Rouser Chocolate & Crafts	Middlesex
Random Gardens	Calais
Red Door Bakery	Marshfield
Red Hen Baking	Middlesex
Red House Sweets Bakery	
Reinhardt	
Rhapsody Natural Foods	Cabot
River Garden Kitchens	Essex Junction
Riverside Farm	Pittsfield
Riverside Farm	E. Hardwick
Rogers Farmstead	Berlin
Root 5 Farm	Fairlee
Royalton Farms	South Royalton
Rushton Farm (Idyll Acres Farm)	Grafton
RW Bothfiled Farm	
Sage Farm Goat Dairy	Stowe

Salisbury Hog Farm	Salisbury
Sam Mazza's	Colchester
Sandy's Books and Bakery	Rochester
Saputo	
Savage Gardens	North Hero
Schoolhouse Farm	Calais
Scott Farm Orchard	Dummerston
Shadow Cross Farms	Colchester
Shelburne Farms	Shelburne
Shelburne Orchards	Shelburne
ShiftMeals Garden	Vershire
Shire Beef	Vershire
Singing Cedars Farmstead	Orwell
Slab Hollow Sugar Makers	Dummerston
Small Axe Farm	Barnet
Small Step Farm	Roxbury
Smith Family Farm	New Haven
Smith Maple Crest Farm	Shrewsbury
Smuggler's Notch Distillery	Jeffersonville

Snow Top Farm	Chester
Snug Valley Farm	East Hardwick
Sparrow Arc Farm	Guildhall
Sparrow Farms	Montpelier
Spoon Mountain Millers	Middletown Springs
Spotted Dog Family Farm	Brandon
SpringMore Farm	Baltimore
Squier Family Farm	Tinmouth
Steady Food Farm	
Stewart's Bakery	Williston
Stone Family Farm	Dover
Stonewood Farm	Orwell
Strafford Organic Creamery	Strafford
Sunny Meadow Farm	Cabot
Sunnymeade Farm	Hartland Four Corners
Sunrise Farm	White River Junction
Sunshine Valley Organic Berry Farm	Rochester
Swallow Hill Gardens	Hardwick
Swalzolski Farm	

Sweet Pickins Farm	Putney
Sweet Rowen Farmstead	Albany
Sweet Sound Aquaculture	Charlotte
Sweet Surrender Bakery	Ludlow
Switchback Brewing	Burlington
Tail Feather Farm	Middlebury
Tallman Farm	Grafton
Tepfer Farm	Putney
The Main Squeeze	Saint Albans
The Vermont Food Venture Center	Hardwick
Thomas Dairy	Rutland
Thompson Family Farm	Craftsbury
Tom Burns' Maple Syrup	
Too Little Farm	Barnet
Top O' The Hill Farm	Springfield
True Love Farm	Shaftsbury
Tucker Maple Sugarhouse	Westford
Tunbridge Hill Farm	Turnbridge
Two Son's Bakehouse	Jeffersonville

Upper Valley Produce	White River Jct.
V Smiley Preserves	New Haven
Valley Dream Farm	Cambridge
Vermont Bean Crafters	Waitsfield
Vermont Bread Company	Brattleboro
Vermont Country Farms	Shelburne
Vermont Creamery	Websterville
Vermont Farms	
Vermont Farmstead Cheese Company	South Woodstock
Vermont Fresh Pasta	Proctorsville
Vermont Heritage Farm	Newbury
Vermont Livestock	Ferrisburgh
Vermont Salumi	Barre, Plainfield
Vermont Smoke & Cure	Hinesburg
Vermont Soy	Hardwick
Vermont Steakhouse	
Vermont Tortilla Company	Shelburne
Vermont Wagyu	Springfield
Viking Farm	Guilford

VT Bean Seed Company	
VT Black Bean	
VT Family Farms	
Wagner Ranch	Bridport
Watershed Farm	Vershire
Wellwood Orchards	Springfield
Westminster Cracker Co.	Rutland
Wilcox Farm	Manchester
Wild Branch Valley Farm	Craftsbury
Wild Carrot Farm	Brattleboro
Wilder Farm	Waitsfield
Windham Farm & Food	Townshend
Windy Meadows	Chittendon
Winter View Farm	Springfield
Woodlawn Farm	Pawlet
Woods Cider Mill	Springfield
Wright's Farm Stand	
Yoder Farm	Danby
YOLO	Richmond

Total:	340
---------------	------------