

# TOEFL iBT<sup>®</sup>

## PREPARATION COURSE

**Thank you** for accessing the RytwayED TOEFL iBT<sup>®</sup> Preparation Course guide.

Here at RytwayED, we believe that the journey to self-improvement is equally as important as the final result, and as such, we are dedicated to ensuring your educational journey with us is both memorable and invaluable.

Please feel free to reach out to us if you have any questions regarding the course.

## COURSE OVERVIEW

### Who is this course for?

Our TOEFL iBT<sup>®</sup> Preparation Course is for both newcomers and those looking to improve their scores in the TOEFL iBT test.

The minimum English proficiency required for this course is A2 ([CEFR](#)).



Do it the Rytway



### How long does the course last?

Each focus area (reading, writing, speaking, and listening) has a recommended number of lessons needed to be fully covered. Ultimately, you, the student, have complete control over how long the course lasts.

### What materials do I need to prepare?

No specific preparation is required on your part. All the materials and resources used in this course are carefully selected and designed to ensure the best possible learner outcomes.

### Who are the course instructors?

Our instructors have extensive international experience teaching TOEFL iBT® preparation courses as well as courses for other English proficiency tests. Rest assured, you will be learning from instructors with a proven track record of helping students succeed.

### Where will classes be held?

Our TOEFL iBT® preparation classes are conducted exclusively online, so you can take them from anywhere in the world.



Do it the Rytway



# WHY DO WE STAND OUT?



**Expert Guidance**



**Student-Centered**



**Flexible Schedule**



**In-depth analyses**



Do it the Rytway



“

Thank you so much. Those 2 trimesters were so interesting. We learnt a lot.

- Laila

Thank you for your lesson. I enjoyed English life.

”

- Nao

“

The teacher is very good, very professional. Thanks to him, I was able to meet the language requirement of the graduate school and was then offered admission into my dream program.

- Mengying

I think the teacher is quite good. He analyzed my problems in speaking in details for me, and I find it very useful.

”

- Catherin

“

Your lesson was always fun and made my day. I can't thank you enough. You're absolutely the best teacher ever! ... Again, I appreciate everything you did for me.

- Miyuki

I love your lesson most! For me, it was so easy to understand your lesson always ... So many thanks for you and I appreciate.

”

- Ryo



## FOCUS AREAS



Improve your ability to read, analyze, and understand materials used in an academic environment.

Develop skills and strategies for effectively expressing your points of view as well as summarizing and explaining various other opinions and concepts.



Learn to identify and understand key ideas and detailed facts from conversations and lectures.

Effectively analyze and summarize information from lectures and passages, and present relevant opinions in online discussions.





Do it the Rytway



# COURSE SYLLABUS



**BLOCK**



**OVERVIEW: READING**

**READING STRATEGIES**

- 🎧 Improving reading comprehension
- 🎧 Improving vocabulary skills

# BLOCK



## READING SKILLS I

- Understand vocabulary from context
- Recognize referents

# BLOCK



## READING SKILLS II

- Recognize paraphrasing
- Insert sentences into the passage

# BLOCK



## READING SKILLS III

- Find factual information
- Identify negative facts

# BLOCK



## READING SKILLS IV

- Make inferences from facts
- Infer rhetorical purpose





**BLOCK**



## READING SKILLS V



- Select summary information
- Complete schematic tables



# BLOCK



## OVERVIEW: SPEAKING

## SPEAKING STRATEGIES

- Independent speaking
- Integrated speaking

# BLOCK



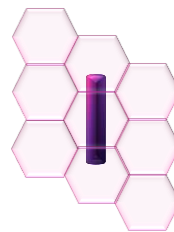
## SPEAKING SKILLS I

(Independent questions: Free choice + paired response)

- Use your notes effectively
- Deliver coherent and cohesive responses



# BLOCK



## SPEAKING SKILLS II

(Integrated questions: Campus-based announcement)

- Note the main points as you read and listen
- Describe and justify opinions

# BLOCK



## SPEAKING SKILLS III

(Integrated questions: Lecture + passage)

- Note the main points as you read and listen
- Effectively connect lectures to reading passages

# BLOCK



## SPEAKING SKILLS IV

(Integrated questions: Campus-based problem/solution)

- Note the main points as you listen
- Explain problems and choose solutions

# BLOCK



## SPEAKING SKILLS V

(Integrated questions: Lecture)

- Note the main points as you listen
- Summarize key points with details/examples



# BLOCK



## OVERVIEW: LISTENING

## LISTENING STRATEGIES

- Improving basic and pragmatic comprehension
- Connecting ideas and information

# BLOCK



## LISTENING SKILLS I

- Understand the gist
- Understand the details

# BLOCK



## LISTENING SKILLS II

- Understand the function
- Understand the speaker's stance

# BLOCK



## LISTENING SKILLS III

- Understand organization
- Drawing inferences and conclusions



# BLOCK



## OVERVIEW: WRITING

## WRITING STRATEGIES

- Integrated writing
- Writing for an academic discussion

# BLOCK



## WRITING SKILLS I

(Integrated task)

- Note the main points as you read and listen
- Plan and write a point-by-point response



**BLOCK**




## WRITING SKILLS II

(Integrated task)

- Use a block method to write a response
- Write a topic statement and conclusion

**BLOCK**



## WRITING SKILLS III


(Writing for academic discussions)

- Understand the question and opinions expressed
- Write a fully-developed and supported opinion





**BLOCK**



## **WRITING SKILLS IV**

(Integrated task + writing for academic discussions)



- Review sentence structure and organization
- Review grammar and word choice



Do it the Rytway



# BOOKING PROCEDURE

## Step 1

Choose your desired **focus area** (reading, speaking, listening, or writing). Multiple focus areas can be booked separately. This is to ensure a more streamlined scheduling procedure and specialized content coverage.

## Step 2

Complete your payment, get emailed a scheduling form (within 24 hours), and select your preferred lesson days and times.

## Step 3

Video links for your lessons are created and shared with you based on your response in Step 2.

Please refer to our [Refund Policy](#) page for information on cancellations and refunds.

# RYTWAY<sup>©</sup>

Do it the Rytway



Follow us and stay up to date