


Your Name: _____

Your Email: _____

Identify **20** Supporters and their relationship, to receive your personal Email Campaign 










Include **6** Family Member Cell #'s to TEXT them your Campaign link 

****Think of people who live furthest away from you first, and who would most likely want to support you****

#	FAMILY MEMBER NAME	PRIMARY EMAIL ADDRESS	CELL #	RELATIONSHIP
Ex.	Sandra Smith	sandrasmith08@yahoo.com	415-555-1234	Aunt
1				Dad
2				Mom
3				Aunt
4				Uncle
5				Grandpa
6				Grandma

#	SUPPORTER FIRST & LAST	SUPPORTER EMAIL ADDRESS	RELATIONSHIP
7			Aunt/Uncle
8			Aunt/Uncle
9			Grandma/Grandpa
10			Adult Sibling
11			Adult Sibling
12			Adult Cousin
13			Adult Cousin
14			Previous Coach
15			Previous Coach
16			Dentist/Orthodontist
17			Realtor
18			Accountant
19			Financial Advisor
20			Insurance Agent

NEXT STEP, it's time to spread the word at our Campaign Launch Meeting

First Time Participants	...or...	Returning Participants
<p>1. Go to eTeamSponsor.com Desktop/Laptop Users: click 'Campaign Login' on top right Mobile Users: click the Menu Bar (3 lines), then 'Campaign Login'</p> <p>2. Click 'Sign Up', then Enter your CID# under 'Join Your Campaign' <input type="text"/></p> <p>3. Enter your first & last name, email and create a password, click 'Sign Up'</p> <p>4. Text the Campaign individually to your family members listed above. Start with your parents and ask them to share the campaign. </p> <p>5. Post Campaign on Facebook, Share on Twitter! Say something positive about <i>why</i> your program is raising money.  </p> <p>6. Start Email campaign by clicking ADD DONOR and select their relationship to you. First & Last name w/valid email are required, we'll send once validated. </p> <p><i>For emails that are validating, send donors a heads-up email now</i> </p>		<p>1. Go to eTeamSponsor.com Desktop/Laptop Users: Click 'Campaign Login' on top right Mobile Users: Click 'Campaign Login' at the top</p> <p>2. Under Welcome Back, enter your email and password to login <i>Forgot Password? Click link, check your email to reset password</i></p> <p>3. Text the Campaign individually to your family members listed above. Start with your parents and ask them to share the campaign. </p> <p>4. Post Campaign on Facebook, Share on Twitter! Say something positive about <i>why</i> your program and campaign is raising money. </p> <p>5. Start Email campaign by clicking ADD DONOR and select their relationship to you. First & Last name w/valid email are required, we'll send once validated. </p> <p><i>For emails that are validating, send donors a heads-up email now</i> </p>