

Kaleidoscope Quilt Guild
Founded 1987
www.kaleidoscopequiltguild.com

July 2025
Volume 39, Issue 7



Kaleidoscopic Voices

President's Message



Happy 4th of July!!! Hope you had a nice weekend. Hard to believe that we are already in the 2nd half of the year! It was great to see everyone at our meeting in

June. I want to thank Melanie Ellsworth for all the work she is doing on Quilt Show Boutique! I hope everyone is planning to quilts into our show. Please get your entry forms in as soon as you can. This month we are show casing two of our members, Pat Gailband and Judy Shepard. Hope you can make the meeting and see what they have been up to.

**Meetings are held
on the third
Wednesday of
every month at
1:00 p.m. at Lemon
Grove Masonic
Lodge, 2590 Main
Street, Lemon
Grove, CA 91945**

**Doors open at
12:30 p.m.**

**(We meet on the
2nd Wednesday in
December)**

POINTS OF CONTACT

President
Peggy Couvrette
peggycouvrette@cox.net

1st VP/Programs
Robyn Phelps
rlpetnna1@cox.net

2nd VP/Opportunity Quilt
Sue Bennorth
scsusieq@gmail.com

Membership
Debbie Sherrell
debsherrell@cox.net

Secretary
Mary Weflen
mweflen@yahoo.com

Treasurer
Diane Hamann
dhweb@sunwatcher.net

Newsletter
James Glunt
kaleidoscopenewsletter01@gmail.com

Boutique
Melanie Ellsworth
ellsworthgma51@gmail.com

**This month our meeting is
at the Lemon Grove
Masonic Lodge. The
meeting will be a
presentation by Pat
Gailband and Judy
Shepard.**

**Doors open at 12:30 pm,
meeting starts at 1 pm.**

UPCOMING DATES TO REMEMBER

7/16— Member spotlight Pat Gailband and Judy Shepard

7/22—Field Trip

8/6—Board meeting on Zoom

8/20—Ann Turley—*An Unseemly Event*

9/3—Board meeting on Zoom

9/17—Leah McComas—*Driving in the dark: My journey in Fiber Art*

10/1—Board meeting on Zoom



FIELD TRIP

Field Trip Tuesday July 22nd

Right now we have 17 people signed up for the garment district. Addresses of the different specialty stores and Textile Collections will be provided in the couple of weeks. If you are interested in going here are the details.

We are planning a field trip to Textile Collections, a family-run wholesale fabric distributor in Downtown Los Angeles with over 30 years of experience in quilting cotton fabrics. They normally only sell by the bolt, but they are opening their doors to select visitors (like Quilt Guilds!) to purchase by the yard from their flat fold selection which is currently several thousand bolts. They sell minky normally at \$6.87/yard if you buy the bolt it could go as low as \$4 -6/yard if the whole bolt is bought. If interested in purchasing by the yard, it would be 25% more \$5-\$7/yard. You can go to their website www.textilecollections.com and set up an account—no resale number is needed. We will continue sign ups at the July meeting.



DID YOU KNOW:

The exact origin of the Log Cabin quilt block is unknown, but it's believed to have existed in various cultures for centuries before becoming widely popular in the United States during the mid-1800s. While no single person is credited with its invention, the pattern's popularity in the US is often linked to the westward expansion and the Civil War



NEWS FROM OUR PROGRAM CHAIR Robyn Phelps

2025 Calendar

July 16

Member spotlight Pat Gailband and Judy Shepard

July 22

Field Trip



August 20

Ann Turley

An Unseemly Event

September 17

Leah McComas

Driving in the dark: My journey in Fiber Art

October 15

Philanthropy Sew-in

October 18

Kaleidoscope Quilt Guild Quilt Show

November 19

Kristie Naranjo

The Scrappy Applique



December 10

Christmas Party.

JULY 2025 PHILANTHROPY

Kaleidoscope Friends



Labels were made!!! After Joann's closed, I had trouble sourcing a new fabric with which to make our quilt labels, but have since obtained some new fabric and made labels. I will have labels available at our meeting – and sewing supplies, should you want to sew a label on your philanthropy quilt while you listen to the meeting. Every quilt we donate has a special Kaleidoscope Quilt Guild label sewn on it – so the recipient of the quilt knows who loves them.

Quilts for Billie's Boys (and girls) are due at the September meeting – as Marlene will be driving them to Prescott soon after that. (For new members: Billie was a beloved member of our guild, who grew up in the Prescott area, and had a heart for the veterans at the home there in Prescott. Periodically her friend Marlene drives to Prescott, and she takes quilts to donate to the veterans there.)

Have you sewn a quilted top for philanthropy which is just lying around, because it needs quilting? Turn it in to the philanthropy table. Right at the moment there are some quilt angels who would be glad to quilt it for you.

Please give a round of applause for our members who donated philanthropy quilts at our June meeting: Ginger Calderon, Sue Grant, Anna Lancia, Marilyn Matteson, Julie Reyes, Joan Sieber, Patty Smith, and Sylvia Wallace. Thank you !!! As of June, our guild has donated 117 quilts to philanthropy! That's impressive.

Keep those sewing machines whirling! See you at the guild meeting!!!

Marilyn Carnes (roseway@cox.net), Marilyn Helkenn, Mary Weflen

OPPORTUNITY QUILT



2025 OPPORTUNITY QUILT

I still have a few Opportunity Quilt ticket packets. Be sure to pick up your tickets as you sign-in at the meeting – remember, Opportunity Tickets money isn't due until October. If you bring it earlier, you can drop it off at the Opp Quilt table.

I especially want to thank the folks that signed up to take our beautiful quilt to other locations to sell tickets – your help is greatly appreciated!!

I have sufficient volunteers for our visit to Chula Vista and Canyon Guilds, but need a couple more for Rosie's on 7/12 from 11-1 and 1-3. Please let me know of people I can reach

out to ask for help. Also, we have Saturday 7/19 reserved at Cozy Creative Center if I can get volunteers at our next meeting. I am starting to have some concerns about driving at night, due mostly to not being very familiar with the area around here - something I need you to be aware of as the days get shorter...

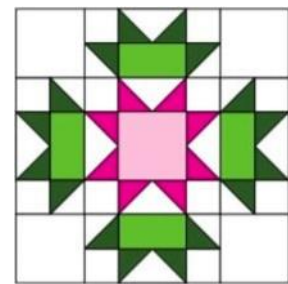
Sue Bennorth Cell: 661-644-3787

NEWS FROM OUR PROGRAM CHAIR

Member Showcase Featuring Pat Gailband and Judy Shepard

Pat and Judy will be our featured members at our July meeting. They have been friends for over 50 years and have had quite a journey! They have taken many quilting classes together and made some of the same quilts using different color palettes. It will be a great presentation.

Robyn Phelps
rlpetnna1@cox.net



Kaleidoscope of Quilts Quilt Show

Kaleidoscope of Quilts Quilt Show Saturday October 18th 10 am – 4 pm

Set Up Friday afternoon
(We will have sign ups starting at the July meeting.)

It's Free and We Feed You!

This is such a fun day for our guild. Please start thinking about what quilts you want to hang in our show. No Sleeves are required! Entry forms were passed out at the June meeting and is also attached with the newsletter. Flyers were at the meeting and sent out electronically. More will be at this meeting. We ask that members bring snacks non sticky for the hospitality table.

Please invite your family and friends.

Let's get cooking

[15 No-Bake Summer Desserts—Because It's Way Too Freaking Hot to Turn on the Oven](#)

[4 Ingredient No Bake Cloud Cheesecake](#)

[15 Lazy Summer Desserts That Impress Without the Stress](#)

[20 Ridiculously Easy Casseroles That Save Time and Money](#)



2025 KALEIDOSCOPE OF QUILTS ENTRY FORM

Name: _____

Quilt Title /Pattern (We would like a name, be creative ☺):

Size of Entry: Width: _____ Height: _____

Piecing Method: ☐ Hand ☐ Machine

Applique Method: ☐ Hand ☐ Machine

Quilting Method: ☐ Hand ☐ Machine

Quilted by: _____

Description / Inspiration (we would like you tell your quilt Story ☺):

Theme / Category (check all that apply)

☐ 2025 Challenge ☐ Traditional ☐ Art ☐ Modern ☐ Large Quilt ☐ Wall Hanging ☐ Garment ☐ Child

☐ Patriotic ☐ Other Challenge _____ ☐ Seasonal / Holiday _____ ☐

Other _____

♦ Forms for quilt show entries MUST be received by guild meeting Wednesday, September 17th. Sooner would be better.

♦ NO Sleeves required for quilts ☺

♦ Quilts for the show MUST be received by Sunday, October 12th Drop off from 1pm—4pm

♦ NO QUILTS will be accepted on show day

♦ Questions—Call Peggy Couvrette (619) 846-4210 email: peggycouvrette@cox.net

BOUTIQUE NEWS

Boutique Bounty

Thank you for returning the projects you have volunteered to complete! There have been ideas proposed. All very delicious for the boutique! And thank you Karen for the many baskets.

We are looking for more fabric to make up the loose pieces of yardage: quarter, half, etc. If you have a set/family of fabric, consider a putting together a mystery package. Oh, there has been a big bin size fabric donation already, thank you!

Watch for the sign up sheet for help at the Quilt Show in the next few months. Melanie Your efforts for our boutique are appreciated.—Melanie Ellsworth

2025 MEMBER CHALLENGE

ARE YOU READY FOR A CHALLENGE?

Kaleidoscope Challenge Quilt 2025 - Houses Around the World - Everyone Needs a Home

The Kaleidoscope Challenge Quilt finish is only three months away!

If you are still searching for ideas on “Houses Around the World” - Everyone needs a Home theme, think about the house you grew up in or maybe your dream house.

Think about using a technique that is new to you. But above all, have fun and enjoy the process.



Just remember the size is limited to 180 inches and only one entry per member.

Glen Baker, 619-823-9249 or email at gglenb@aol.com.

SEW AND TELL



SEW AND TELL



SEW AND TELL



SEW AND TELL



SEW AND TELL



SEW AND TELL



FROM THE TREASURER

The Guild has enabled Zelle payments! If you wish to use Zelle, please remember the following:

- You will need to set up Kaleidoscope Quilt Guild as a recipient.
- Use the email address **kqg1987@gmail.com** to send the payment. If the system does not confirm that the email address you entered belongs to Kaleidoscope Quilt Guild, double check and make sure you entered it correctly. **YOU CANNOT GET YOUR MONEY BACK IF YOU SEND IT TO THE WRONG EMAIL ADDRESS.**
- In the Notes section, make sure you enter what the payment is for: Dues, Opportunity Quilt, Retreat, etc.
- The entry on your bank account will be your receipt, although I will try to acknowledge all payments.

-Diane Hamann, Treasurer

ALL THINGS FALL QUILT RETREAT



All Things Fall Quilt Retreat
Final Payment due!



Kaleidoscope's Quilt Retreat is only 2 months! Can't wait! As a reminder the retreat will start Thursday, August 28 at 4:00 p.m. and end Sunday, August 31 at 2:00 p.m. at Vina de Lestonnac Retreat Center in the beautiful Temecula wine country. Please be mindful that the retreat committee needs time to set up and cannot open the doors until 4:00. Dinner will be served Thursday evening at 5:00.

We are looking forward to getting into the spirit of fall whether it be Fall in general, Halloween or Thanksgiving themed. Most of all we are looking forward to seeing happy quilters sewing away, inspiring and enjoying each others company. And it wouldn't be quilt retreat without left, right, center. This year fat quarters will be provided!



- Judy Shepard & Pat Gailband



Kaleidoscope Quilt Show Saturday October 18, 2025

10am—4pm

Lemon Grove Masonic Lodge
2590 Main St, Lemon Grove


It's Free!

- ♦ **Over 100 Quilts** on Display
- ♦ **Quilt Sales Boutique** (quilts and other hand made items ... Just in time for Christmas ... very reasonably priced!)
Cash or check accepted. No Credit cards
- ♦ Last Chance for Guild **Opportunity Quilt Tickets**. Winner drawn at end of show!
- ♦ **Houses Around The World— Challenge**
- ♦ **Philanthropy and Tole** painting display

www.kaleidoscopequiltguild.com

Free Refreshments!

Upcoming Quilt Shows



July 10-13 & 17-20
2025 SoCal Quilter's Run
quiltersrun.com



July: Registration for January 2026 classes at Road to California opens early in July.
Class information available just before registration opens.

July 18 to Aug. 17; Orange County Fair, 88 Fair Drive, Costa Mesa, CA 92626

Upcoming Quilt Shows

Heart of the Redwoods Quilt Show
Saturday, July 19, 2025 10 AM - Sunday 20, 5 PM
\$12.00

Redwood Empire Quilters Guild
321 Doctor Martin Luther King Junior Parkway, Arcata, California, 95521
Saturday and Sunday, July 19-20, 2025, 10:00 am- 5:00 pm both days Arcata Community Center 321 Dr.
M.L.K. Jr Pkwy, Arcata, CA 95521

VISIONS MUSEUM OF TEXTILE ART
EXPERIMENTATION WITH MODIFIERS ON FABRICS DYED WITH NATURAL DYES - For Designers, Creatives and the General Public.

This class is let by Mildred and Sama Barrios who run a Mexico based natural color studio called SUULA. This is a hands-on workshop.


Monday - July 28th, 2025

Time - 1 - 4:30pm

Cost: \$100.00 for members - \$120.00 for non-members.

Address: 2825 Dewey Road #100, San Diego, CA 92106

Learn more @ vmota.org



VISIONS MUSEUM OF TEXTILE ART

Veranda Sale 2025

Every year, VMOTA hosts a Veranda Sale featuring donated fabrics, textile tools and related supplies.

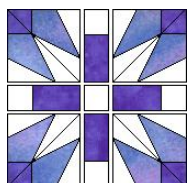
Sale Dates: Members and Guilds - August 1st from 4pm to 8pm. Public Access: August 2nd from 9:30am to 4pm

Wednesday, August 13th from 10am - 12pm

ELEANOR BURNS SHOW - World Famous quilter, Eleanor Burns will present her annual show.

Reservations are required – Cost is \$30.00 per person.

For information on making the reservation visit
julianwomensclub.org



VISIONS MUSEUM OF TEXTILE ART
Weaving Inlay on A Transparent Background
Weaving Workshop with Rebecca Smith

Date: August 17 & 18, 2025

Time: 9am - 4pm with a 1-hour lunch break.

COST: \$150.00 for members, \$175.00 for non-members

Address: 2825 Dewey Road #100, San Diego, CA 92106

Join us as creative weaving artist Rebecca Smith leads a two-day workshop in technique of Inlay, a process of weaving pictorial and geometric designs on a loom.

Learn More @ vmota.org



Oct. 4; Valley of the Mist Quilters Guild and the City of Temecula "Outdoor Quilt Show"

Sat 10-4, FREE, I-16 Exit Rancho California Rd. in Temecula

For more information go to www.valleyofthemistquilters.com

SHELLEY SWANLAND



SHELLEY SWANLAND



SHELLEY SWANLAND




SHELLEY SWANLAND



SHELLEY SWANLAND



SHELLEY SWANLAND



SHELLEY SWANLAND



SHELLEY SWANLAND



MEETING MINUTES

At 1:00 PM -The meeting was called to order by President Peggy Couvrette who welcomed everyone. It was announced that the People of Color Quilt Show will be Saturday June 21 at Chula Vista Presbyterian Church, 10-4.

Membership – Debbie Sherrell announced and welcomed two visitors: Kathy Bloom and Helena Sabala.

Treasury – Diane Hamann reported that monthly expenses were \$100 (rent); income was \$915, resulting in a balance of \$24,061.80. Diane reminded us that much of the latter is for the retreat and workshops.

Programs – Peggy reported for Robyn Phelps –

June – Shelly Swanland – Cathedral window and embellished quilts.

July – Pat Gailband & Judy Shepard o Member Spot Light

August – Ann Turley – An Unseemly Event

Trip to the Garment District July 22. Twenty members have signed up so far – a sheet was passed around.



Challenge – Glen Baker described the challenge – Houses Around the World (everyone needs a home). The entries will be displayed at our quilt show in October; entries are due the weekend before the show. Total perimeter is 180 inches.

Retreat –Judy Shepard, Pat Gailband – We are booked for August 28th-31st; 4 days & 3 nights. Double: members \$540; non-members \$565. Today the final payment is due. The theme is All Things Fall, and there will be a table decorating contest with this theme.

Philanthropy – Marilyn Carnes thanked members for their donations. She is making new quilt labels which will be available at the next meeting. Quilts are being set aside to be donated to the Prescott VA's in honor of Billie Wade; Marlene Abel will be delivering them Oct 3 – so the deadline for quilts slated for "Billie's Boys (and girls) is the September meeting.

Opportunity Quilt – Sue Bennorth – the quilt will be shown at the Chula Vista Guild July 9, Rosies on Saturday July 12, and Canyon Guild August 18. A sheet was passed around for volunteers to help with this.

Quilt Show – Peggy reminded everyone of our upcoming show in October.

Quilt Show Boutique – Melanie Elsworth showed several ideas that were donated for the boutique. She is looking for members to sew some kits for the boutique.

Hospitality – Kathryn Diamond said she has volunteers to provide snacks for the year, but still needs some volunteers to bring drinks (non-sugar preferred).

Newsletter – James Glunt said that the deadline for the July newsletter is June 30 (or earlier, which would be appreciated).

Sharing was enjoyed by all.

Meeting adjourned at 1:45 PM.

Marilyn Carnes
Secretary pro-tem



KALEIDOSCOPE QUILT GUILD

TREASURER'S REPORT

June 2025



Balance, June 1, 2025		\$24,061.80
<i>Includes Petty Cash</i>	\$100.00	
<i>Includes Prior Retreat Deposits</i>	\$7,520.00	
<i>Includes Prior Workshop Deposits</i>	\$825.00	
<i>Includes Boutique Float</i>	\$240.00	
Income		
Memberships	\$0.00	
Guests	\$10.00	
Opportunity Quilt	\$190.00	
Workshops	\$0.00	
Retreat	\$1,960.00	
Boutique	\$125.00	
Total Income		\$2,285.00
Expenses		
Check #2287 LGMTA—June Rent	-\$100.00	
Check #2289 S. Swanland—June Program	-\$544.20	
Check # 2290 P. Couvrette—Boutique	-\$196.49	
Total Expenses		-\$840.69
Balance, June 30, 2025		\$25,506.11



Don't Forget!



Kaleidoscope Quilt Show

Saturday, October 18th, 2025
(Countdown—**94 days** after our July Meeting)

Traditional Quilting:

Traditional quilting typically refers to quilts made with repeating, symmetrical patterns, often using historical or well-known blocks. These quilts frequently feature a subdued color palette and are constructed with orderly rows and columns, sometimes separated by sashing.

Here's a more detailed breakdown:

Patterns and Blocks:

Traditional quilts are known for their use of repeating shapes and well-established blocks, like the Ohio Star or Nine Patch.



Symmetry and Order:

A key characteristic is symmetry in both the patchwork and the quilting designs, often with a grid-like layout.


Color and Fabric:

Subdued color schemes and a focus on fabric matching are common, although contemporary takes can incorporate bolder colors.

Construction:

Traditional quilts are usually constructed in a layered manner, with a top layer (pieced patchwork), batting, and backing, held together with quilting stitches.

Purpose:



Traditionally, quilts served both functional purposes (warmth) and decorative ones, reflecting cultural heritage and storytelling.

Modern vs. Traditional:

Modern quilting often breaks away from these traditional patterns and color schemes, embracing asymmetry, negative space, and bolder designs.

CLASSIFIED ADS

Are you looking to part with something sewing related? Perhaps you know of someone who is. If you would like to have something posted here you can send your article to me and a picture of the item if possible, along with your asking price (make sure to mention the best way to contact you). The cost is free. Send your article to:

kaleidoscopenewsletter01@gmail.com

Services



Help Wanted

Our Guild is Looking for a new Program Chair for 2026. This is Robyn's last year as Program Chair as she prepares to move out of the area at the end of this year.

The programs for 2026 are already scheduled, but we need someone to take over next year to coordinate speakers, workshops, and schedule programs for 2027.

For Sale

Handiquilter Forte 20" with 10 foot table. Includes Prostitcher Pro, table for ruler work, red snappers, extra carriage and extra feet. Has low mileage approx 2.5 M stitches. Maintenance done about a year ago. Buyer must move. \$15,000. Leave phone or text message for Carol Ann Bearden at (619)751-9940

Free

Free Quilt Stand and a Free Container that I bought to attach to my machine. If anyone wants either they can text me and I will bring them to guild. Thanks—Julie Reyes





Did you know?

Nesting seams in quilting refers to pressing seam allowances in opposite directions to create a snug fit, like puzzle pieces, when joining quilt pieces. This technique ensures accurate seam alignment, resulting in crisp points and reduced bulk, particularly in blocks like four-patches or nine-patches.



"My soul is fed with needle and thread."

Refreshments for our July Meeting:

Snacks:

Alice Conversee
Julie Reyes

Beverages:

Anna Lancia
Linda Simpson

July Birthdays

Nancy Derringer	7/6
Marilyn Helkenn	7/13
Lauretta Reyes	7/14
Julie Reyes	7/21

If you have any questions or comments regarding the content of the newsletter or would like to submit an article or classified ad, please contact me at

kaleidoscopenewsletter01@gmail.com

FOR YOUR INFORMATION

The Following Quilt Shops offer Classes

Check out their Website

[Sew Hut](#)

[Cozy Creative Center](#)

[Paradise Sewing](#)

[Quilt In A Day](#)

[My Quilters Cottage](#)

[Grand Central Quilt n Stitch](#)

[El Cajon Sew & Vac](#)

[The Creative Coop](#)



Canyon Quilters of San Diego

PRESENTS 2025

Holiday Marketplace



WHEN

October 25, 2025

11am - 2pm

WHERE

Cathy Hopper Senior Center
4425 Bannock Avenue in
Clairemont SAn Diego, CA

WHY

Holiday Gifts
Gifts for Friends
Gifts for the home
Freshen up your decor
Stunning Quilts
Fabric Collections
Café with lunch or snacks

Quilt Sale 25 Spectacular Quilts

Fabric Over 50 curated fabric collections

Baskets Filled with gift items for everyone on your list

Cafe For your convenience
Lunch and snack menu

Boutique Napkins and Placemats
Holiday Ornaments

Mug Rugs

Potted Plants

Fabric Boxes

Decorative Pillows

Pop-Up Containers

Organizers

...and more



Matt underneath sewing machine?

It's generally a good idea to put a mat underneath your sewing machine. A mat can help reduce noise and vibration, protect your table surface, and provide a stable base for your machine.

Here's why a mat can be beneficial:

Reduces Noise and Vibration:

Sewing machines can be quite noisy and vibrate, especially when running at higher speeds or on certain surfaces. A mat, particularly one made of a dense, absorbent material, can help dampen these vibrations and reduce the noise transmitted to the surrounding area.

Protects Your Table:

Sewing can involve sharp tools and messy materials. A mat provides a protective barrier between your machine and your table, preventing scratches, dents, and spills from damaging the surface.

Improves Stability:

A mat with a non-skid surface can help prevent your sewing machine from sliding around while you're working, providing a more stable and secure platform.

Enhances Sewing Space:

A mat can add a touch of color or style to your sewing area and make it feel more organized and comfortable.

Easy to Clean:

Most sewing machine mats are easy to clean, making it simple to maintain a tidy workspace.



Local Quilt Guilds

[San Diego Metro Modern](#)

[San Diego Modern](#)

[Chula Vista](#)

[Sunshine](#)

[Friendship](#)

[Seaside](#)

[Legacy](#)

[Canyon](#)

[Stitching Sisters](#)

[San Diego People of Color](#)

[Julian Women's Club](#)

[Village](#)

[El Camino](#)

[Beach Cities](#)

[Valley of the Mist](#)

[Surfside](#)

[Fallbrook](#)

[North County](#)



Local Quilting Supply Shops

Rosie's Calico Cupboard
7151 El Cajon Blvd.
San Diego, CA 92115
619-697-5758

Sew Hut
4226 Balboa Ave.
San Diego, CA 92117
858-273-1377

Cozy Creative Center
756 Jamacha Rd.
El Cajon, CA 92019
619-670-0652

Paradise Sewing
13242 Poway Rd.
Poway, CA 92064
858-679-9808

My Happy Place
2405 Main St. #4
Ramona, CA 92065
760-654-3060

Quilt In A Day
1955 Diamond St.
San Marcos, CA 92078
760-591-0929

Grand Central Quilt n Stitch
100 N. Rancho Sante Fe Rd,
Suite 118
San Marcos, CA 92069
760-295-0446

Inspirations Quilt Shop
27350 Valley Center Rd., Ste B
Valley Center, CA 92082
760-751-9400

Quilter's Paradise
304 Enterprise St, Ste. E
Escondido, CA 92029
760-738-9677

El Cajon Sew & Vac
1077 Broadway
El Cajon, CA 92021
619-442-2585

Sewing Machines Plus
713 Center Dr.
San Marcos, CA 92069
760-739-8222

Quilter's Cottage
131 E. Fig St., Ste. #6
Fallbrook, CA 92028
760-723-3060

Mosaique Quilts and Crafts
222 E. Broadway
Vista, CA 92084
760-842-4884

Fringe Fabrics
3457 El Cajon Blvd
San Diego, CA 92104
619-230-5442

Material Happiness
4168 Poplar St, Suite L
San Diego, CA 92105
619-289-7802

La Mesa Sew & Vac
5346 Jackson Drive
La Mesa, CA 91942
619-698-2972

[Eddie the Sewing Machine
Repairman](#)
619-408-3383

Miscellaneous Links

Patterns

[Free Quilt Patterns From Carol Doak](#)

[Free Two Color Quilt Patterns – Top Picks](#)

[Free Solid Quilt Patterns – Top Picks](#)

[Top 10 Free Robert Kaufman Quilt Patterns](#)

[Top 7 Free 3-Yard Quilt Patterns](#)

[Top 15 Free Easy Quilting Patterns for Beginners](#)

Layer Cakes

[Top 16 Free Easy Layer Cake Quilt Patterns](#)

[30 Totally Free Layer Cake Quilt Patterns for Beginners](#)

[Free Layer Cake Quilt Pattern: Oh Susannah](#)

Jelly Roll

[30+ Jelly Roll Quilt Patterns that use 2 1/2" fabric strips: All Free!](#)

[30 Free Jelly Roll Quilt Patterns - Hailey Stitches](#)

[Jelly Roll Quilt Patterns Free - Fat Quarter Shop](#)

Scrappy

[How to Make a Quilt Using Fabric Scraps – Quilt-As-You-Go Method](#)

Binding

[How to Join Binding Ends with No Overlap or Bulk—Video](#)

Sewing Machine

[The Surprising Genius of Sewing Machinees - Video](#)

Paper Piecing

[41+ Modern And Free Paper Piecing Patterns To Quilt Today](#)

[20 Free Paper Piecing Patterns \(EPP and FPP Patterns\)](#)

[Free Paper Piecing Patterns to download ~ 115+ designs, multiple sizes](#)

Squares

[Be There or Be Square: 20 Easy Quilt Patterns Using Squares - All Free!](#)


[Charmed, I'm Sure: A Free Quilt Pattern Bursting with Summer Charm](#)

Blocks

[Basket Weave Quilt Block Free Tutorial: Traditional Design in Two Sizes](#)

[260+ Free Quilt Block Patterns in Multiple Sizes](#)

[Marcia Hohn's Quilter's Cache! \(all I can say is WOW...lots of blocks and more\)](#)



Miscellaneous Links (cont'd)

Stars

[35 Dreamy Star Quilt Patterns: All Free!](#)

[Top 7 Free Two Color Quilt Patterns](#)

Cutting

[12 Ways to Cut up Fat Quarters for Quilting](#)

Fat Quarters

[Top 19 Free Fat Quarter Quilt Patterns](#)

[Three Fast and FREE Fat Quarter Quilts You Can Make in a Weekend](#)

Fat Eighth

[Free Fat Eighth-Friendly Quilt Patterns](#)

More links coming next month!



Block of the Month

I thought I would try something new. Every month I will include a block of the month. Pick a theme and choose which blocks you want to make. These are by Riley Blake Designs and are available free online. The difference here is that every month I will be choosing blocks from different years. The size of the blocks are 10" x 10" finished.

This month's Block of the Month is

Jack in the Box

June 2025 Block of the Month was the [Playing With Blocks](#)

May 2025 Block of the Month was the [Tilt-A-Whirl](#)

April 2025 Block of the Month was the [Lady of the Lake](#)

March 2025 Block of the Month was the [Scrappy Churn Dash](#)

February 2025 Block of the Month was the [Moab Block](#)

January 2025 Block of the Month was the [Glint Block](#)

December 2024 Block of the Month was the [Windmill Block](#)

November 2024 Block of the Month was the [Sundial Block](#)

October 2024 Block of the Month was the [Pinwheel Star Block](#)

More fun with Artificial Intelligence

I was playing around with ChatGPT AI some more and thought I would see if it would do the following:


AI Prompt: **Create 3 traditional quilt patterns using traditional quilt blocks.**

Here are the results it gave with pictures (it even asked me if I wanted templates and yardage).

1. **Star Garden Quilt:** Blocks used Ohio Star, Sawtooth Star, Flying Geese, Pattern Layout: Alternate Ohio Star blocks in a checkerboard arrangement. Use Flying Geese units for a border. Color ideas: Deep indigo, barn red, cream, and forest green. Use tone-on-tone prints for a border. Finished Layout (Example): 5x5 blocks (25 total blocks, each 12" square), Size: approx. 60" x 60" (without border)

2. **Lock Cabin Crossroads Quilt:** Blocks Used: Log Cabin, Courthouse Steps, Churn Dash (accent), Pattern Layout: Use Log Cabin and Courthouse Steps to form a radiating diamond pattern or barn-raising pattern. Intermittently insert Churn Dash blocks to create intersections or focal points. Color Ideas: Civil War-era palette: madder red, chrome yellow, navy, brown. High contrast between light and dark "logs" for drama. Finished Layout (Example): 6x6 blocks (36 blocks, 10" each), size 60" x 60"

3. **"Nine—Patch Meadow" Quilt:** Blocks used: Nine patch, Shoo Fly, Bear Paw, Pattern Layout: Center of the quilt features a medallion of Bear Paw blocks. Surround with alternating Shoo Fly and Nine Patch blocks. Add a Nine Patch pieced border. Color Ideas: Soft pastels with antique white. Reproduction calicos for added charm. Finished Layout: Center medallion + 4 rounds of blocks. Approx. 70" x 70"



Here is the image with the three traditional quilt patterns and layouts as requested. Let me know if you'd like printable templates or fabric yardage estimates.

