

Kaleidoscope Quilt Guild  
Founded 1987  
[www.kaleidoscopequiltguild.com](http://www.kaleidoscopequiltguild.com)

June 2025  
Volume 39, Issue 6



# Kaleidoscopic Voices

## President's Message



Summer is here! As you are reading this I will be finishing up my tour of the Peruvian Rainforest, Machu Pichu, Galapagos and Lake Titicaca in Bolivia. We will be visiting with textile artists, doing home hosted tours and seeing this beautiful part of the world. I want to thank Debbie for running the May meeting. Not sure if I will make the June meeting, it just depends on how I feel. I am sure I will be excited to get back home and get back to quilting! See you soon.

**Meetings are held  
on the third  
Wednesday of  
every month at  
1:00 p.m. at Lemon  
Grove Masonic  
Lodge, 2590 Main  
Street, Lemon  
Grove, CA 91945**

**Doors open at  
12:30 p.m.**

**(We meet on the  
2nd Wednesday in  
December)**

### POINTS OF CONTACT

**President**  
Peggy Couvrette  
[peggycouvrette@cox.net](mailto:peggycouvrette@cox.net)

**1st VP/Programs**  
Robyn Phelps  
[rlpetnna1@cox.net](mailto:rlpetnna1@cox.net)

**2nd VP/Opportunity Quilt**  
Sue Bennorth  
[scsusieq@gmail.com](mailto:scsusieq@gmail.com)

**Membership**  
Debbie Sherrell  
[debsherrell@cox.net](mailto:debsherrell@cox.net)

**Secretary**  
Mary Weflen  
[mweflen@yahoo.com](mailto:mweflen@yahoo.com)

**Treasurer**  
Diane Hamann  
[dhweb@sunwatcher.net](mailto:dhweb@sunwatcher.net)

**Newsletter**  
James Glunt  
[kaleidoscopnewsletter01@gmail.com](mailto:kaleidoscopnewsletter01@gmail.com)

**Boutique**  
Melanie Ellsworth  
[ellsworthgma51@gmail.com](mailto:ellsworthgma51@gmail.com)

**This month our meeting is  
at the Lemon Grove  
Masonic Lodge. The  
meeting will be a  
presentation by Shelly  
Swanland on Cathedral  
quilts and her embellished  
quilts.**

**Doors open at 12:30 pm,  
meeting starts at 1 pm.**

## UPCOMING DATES TO REMEMBER

6/18—Shelly Swanland, Cathedral quilts and her embellished quilts

7/2—Board meeting on Zoom

7/16— Member spotlight Pat Gailband and Judy Shepard

7/22—Field Trip

8/6—Board meeting on Zoom

8/20—Ann Turley—*An Unseemly Event*

9/3—Board meeting on Zoom

9/17—Leah McComas—*Driving in the dark: My journey in Fiber Art*



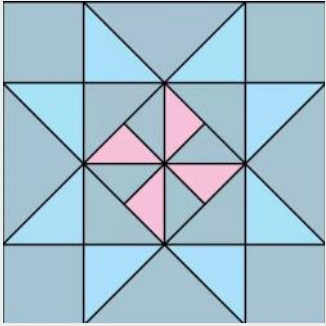
## FIELD TRIP

### Field Trip Tuesday July 22nd

We are planning a field trip to Textile Collections, a family-run wholesale fabric distributor in Downtown Los Angeles with over 30 years of experience in quilting cotton fabrics. They normally only sell by the bolt, but they are opening their doors to select visitors (like Quilt Guilds!) to purchase by the yard from their flat fold selection which is currently several thousand bolts. They sell minky normally at \$6.87/yard if you buy the bolt it could go as low as \$4 -6/yard if the whole bolt is bought. If interested in purchasing by the yard, it would be 25% more \$5-\$7/yard. You can go to their website [www.textilecollections.com](http://www.textilecollections.com) and set up an account—no resale number is needed. We will continue sign ups at the June meeting.

## NEWS FROM OUR PROGRAM CHAIR

### Robyn Phelps



#### DID YOU KNOW:

Being creative offers numerous benefits for both mental and physical health, including improved cognitive function, stress relief, and emotional well-being. It can also enhance problem-solving skills, resilience, and overall life satisfaction.



#### 2025 Calendar

June 18  
Shelly Swanland, Cathedral  
quilts and her embellished  
quilts



July 16  
Member spotlight Pat Gailband and Judy Shepard

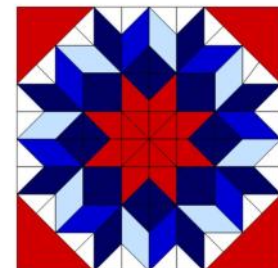
August 20  
Ann Turley  
*An Unseemly Event*

September 17  
Leah McComas  
*Driving in the dark: My journey in Fiber Art*

October 15  
Philanthropy Sew-in

October 18  
Kaleidoscope Quilt Guild Quilt  
Show

November 19  
Kristie Naranjo  
*The Scrappy Applique*



December 10  
Christmas Party.

## MAY 2025 PHILANTHROPY

### *Kaleidoscope Friends*



*Kaleidoscope Friends*

This year our loquat tree has bent over because of all the fruit on it, and needed to be propped up with a 2x4. Years ago I actually made loquat wine – but I don't remember that it was especially great – I never did it again, although I do remember that the process was very interesting – lots of

bubbles. I also have made loquat jam several times. This year I made upside down cake, with the loquats on the bottom (when you serve it, you flip the slice of cake, so the loquats are on the top). It was okay, but when I covered it with a bourbon hardsauce, the taste was much improved. Hmmm....

You may have noticed that this spring I have been thinking about different ways to quilt a quilt sandwich on a domestic sewing machine. Have you tried the pool noodle method of basting the quilt sandwich together? I haven't, yet, but it looks great. Please let us know at the meeting if you have tried this method. Next time I see pool noodles for sale, I will pick up 3 for this project. Never heard of this? Here is a great 5-minute video which describes the whole process:

[How to Baste a Quilt Using Pool Noodles](#)

Please give a round of applause for our members who donated philanthropy quilts at our April meeting: Rita Anaya, Nancy Derringer, Kathryn Diamond, Leah Estrin, Ed Estrin, Linda Fox, Jan Hayman, Anna Lancia, Marilyn Matteson, Linda Simpson, & Margie Wees Thank you !!! I will be bagging these lovely quilts up and taking them to the veterans and Ronald McDonald. (I'm also saving some quilts for the veterans in Prescott Arizona.)

Keep those sewing machines whirling! See you at the June meeting!!!

Marilyn Carnes ([roseway@cox.net](mailto:roseway@cox.net)), Marilyn Helkenn, Mary Weflen



# SEW AND TELL



# SEW AND TELL





# SEW AND TELL



# SEW AND TELL





## FROM THE TREASURER

The Guild has enabled Zelle payments! If you wish to use Zelle, please remember the following:

- You will need to set up Kaleidoscope Quilt Guild as a recipient.
- Use the email address **kqg1987@gmail.com** to send the payment. If the system does not confirm that the email address you entered belongs to Kaleidoscope Quilt Guild, double check and make sure you entered it correctly. **YOU CANNOT GET YOUR MONEY BACK IF YOU SEND IT TO THE WRONG EMAIL ADDRESS.**
- In the Notes section, make sure you enter what the payment is for: Dues, Opportunity Quilt, Retreat, etc.
- The entry on your bank account will be your receipt, although I will try to acknowledge all payments.

-Diane Hamann, Treasurer

## OPPORTUNITY QUILT

### 2025 OPPORTUNITY QUILT

This year's opportunity quilt tickets will be available at the check-in table at this month's guild meeting. Be sure to pick up your tickets as you sign-in at the meeting – remember, Opportunity Tickets money isn't due until October. I look forward to giving out the remaining tickets this month and possibly coming home with an empty ticket box.

Sue Bennorth



## NEWS FROM OUR PROGRAM CHAIR

This month's speaker is Shelley Swanland. Shelley has been creating cathedral window quilts. She also does embroidered and embellished quilts. Her presentation will include both cathedral window and embellished quilts. I am so disappointed that I will miss her talk.

The Phyllis Cullen Workshop is full, if you have not received the supply list please send me an email.

Robyn Phelps  
[rlpetnna1@cox.net](mailto:rlpetnna1@cox.net)



# ALL THINGS FALL QUILT RETREAT



All Things Fall Quilt Retreat  
Final Payment due!

Kaleidoscope's Quilt Retreat will start Thursday, August 28 at 4:00 p.m. and end Sunday, August 31 at 2:00 p.m. at Vina de Lestonnac Retreat Center in the beautiful Temecula wine country. The total cost is \$540 which includes lodging, Thursday dinner plus breakfast, lunch and dinner Friday and Saturday, and Sunday brunch. The final payment due is \$140 this month.



We are looking forward to getting into the spirit of fall ...whether it be Fall in general, Halloween or Thanksgiving themed. Most of all, we are looking forward to seeing happy quilters sewing away, and inspiring and enjoying each other's company. And it wouldn't be a quilt retreat without left, right, and center. This year fat quarters will be provided!

- Judy Shepard & Pat Gailband



# Kaleidoscope of Quilts Quilt Show

**Saturday October 18th 10 am – 4 pm**  
Set Up Friday afternoon (more details to come)

It's Free and We Feed You!

This is such a fun day for our guild. Please start thinking about what quilts you want to hang in our show. No Sleeves are required! We will have entry forms towards the end of June. Flyers will also be provided both electronically and hard copy. We ask that members bring snacks (non sticky) for the hospitality table.



## Eddie the Sewing Machine Repairperson





## BOUTIQUE NEWS

### Bountiful Boutique

Thank you for handing in the finished microwave bowls and stemware pads. Thank you also for sharing new ideas, samples. Keep your unique clever items coming in!

As mentioned in May, we are welcoming loved fabric donations that you are considering due to downsizing or that just need a new home. These will be subcut into the ever popular quarter, half, and one-yd pieces. (No need for you to cut.) If you donate a particular group of fabrics that are special, happy together just wrap them for a mystery package.

Please do not use scraps for this. Gather them for our monthly giveaway or take a bag of the pieces to your nearest preschool. Mine loves the donation!

Your efforts for our boutique are appreciated.—Melanie Ellsworth



## 2025 MEMBER CHALLENGE

ARE YOU READY FOR A CHALLENGE?

### Kaleidoscope Challenge Quilt 2025 - Houses Around the World - Everyone Needs a Home

Just a gentle reminder that you still have 4 months to decide what you would like to do and then create your entry.

The quilts will be displayed at the Kaleidoscope Quilt Show in October. There will be information later about the turn-in time and place.

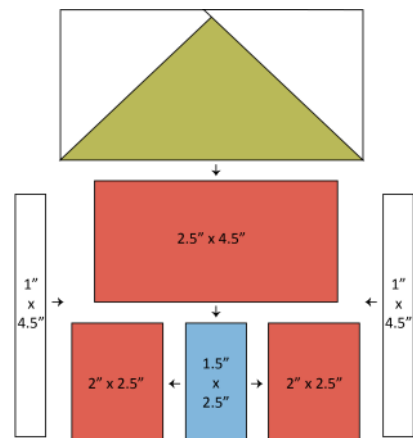
You need to know that quilts will have to conform to size, having a perimeter of no more than 180 inches.

They can be any shape but must have 3 layers, a top, batting and backing. No hanging sleeve is needed.

Entries are limited to one per member.

Looking forward to seeing everyone's creation. If you need help or have questions please let me know.

Glen Baker, 619-823-9249 or email at [gglenb@aol.com](mailto:gglenb@aol.com).



# MEETING MINUTES

## Kaleidoscope Quilt Guild Regular Meeting May 21, 2025

The meeting was called to order by Debbie because Peggy was unavailable. We had 1 new member and three guests in attendance.

The Treasurer gave us the financial report. All the details will be in the newsletter.

Programs and Workshops - Robyn

May- Eddie — does mobile sewing machine maintenance and Repair

June- Shelley Swanland- cathedral window and embellished quilts

July—Pat Gailband and Judy Shepard- member spotlight

August- Ann Turkey—An Unseemly Event



July 22- sign up for Garment District trip.— going to Textile Collections. Approximate time 10:30-2:30.

2025 Challenge—Houses Around the World. Everyone Need A Home. One per member. Total of 108 inches.

Retreat- August 28-31. The retreat is full. Keep paying your monthly payments. Theme is “All Things Fall”.



Philanthropy-Quilts have been taken to Ronald McDonald House and also gathered for the Veterans Home in Prescott, Arizona.

Opportunity Quilt—Quilt will be taken to other Guilds.

Quilt Show— The venue for the show has been confirmed.

Boutique— Melanie showed some of the things that have been made and asked for other ideas.

Hospitality— signup sheet was passed around.

Newsletter- deadline for articles is May 31.

The meeting was adjourned for sharing, refreshments, and our program.

Mary Weflen  
Secretary

# KALEIDOSCOPE QUILT GUILD

## TREASURER'S REPORT

### May 2025



<b>Balance, April 1, 2025</b>		<b>\$23,246.80</b>
<i>Includes Petty Cash</i>	\$100.00	
<i>Includes Prior Retreat Deposits</i>	\$7,220.00	
<i>Includes Prior Workshop Deposits</i>	\$275.00	
<i>Includes Boutique Float</i>	\$195.00	
<b>Income</b>		
Memberships	\$50.00	
Guests	\$15.00	
Opportunity Quilt	\$0.00	
Workshops	\$550.00	
Retreat	\$300.00	
Boutique	\$0.00	
<b>Total Income</b>		<b>\$915.00</b>
<b>Expenses</b>		
Check #2286 LGMTA—May Rent	-\$100.00	
<b>Total Expenses</b>		<b>-\$100.00</b>
<b>Balance, April 30, 2025</b>		<b>\$24,061.80</b>



**Don't Forget!**



## Kaleidoscope Quilt Show

Saturday, October 18th, 2025  
(Countdown—**122 days after our June Meeting**)



## CLASSIFIED ADS

Are you looking to part with something sewing related? Perhaps you know of someone who is. If you would like to have something posted here you can send your article to me and a picture of the item if possible, along with your asking price (make sure to mention the best way to contact you). The cost is free. Send your article to:

[kaleidoscopenewsletter01@gmail.com](mailto:kaleidoscopenewsletter01@gmail.com)

### Services



### Help Wanted

Our Guild is Looking for a new Program Chair for 2026. This is Robyn's last year as Program Chair as she prepares to move out of the area at the end of this year.

The programs for 2026 are already scheduled, but we need someone to take over next year to coordinate speakers, workshops, and schedule programs for 2027.

### For Sale

Handiquilter Forte 20" with 10 foot table. Includes Prostitcher Pro, table for ruler work, red snappers, extra carriage and extra feet. Has low mileage approx 2.5 M stitches. Maintenance done about a year ago. Buyer must move. \$15,000. Leave phone or text message for Carol at (619)751-9940

### Free

Free Quilt Stand and a Free Container that I bought to attach to my machine. If anyone wants either they can text me and I will bring them to guild. Thanks—Julie Reyes



## CLASSIFIED ADS


### Spectacular Sewing Room Blow-Out Sale

by Karen Brixner

I am moving to live with my daughter's family in Orange County soon and therefore must downsize my belongings significantly. I have 47 years of sewing, quilting and crafting supplies to winnow down to a bare minimum that I can take with me. Therefore, I am having a sale of those supplies at my home. I thought it might be convenient for some of you to come to the sale right after our guild meeting this month, as I live only about 5-8 minutes from our meeting hall. The sale will be from 3 pm to 7 pm on Wednesday, June 18 and from 9 am to 4 pm on Thursday, June 19.



I will be selling fabric as yardage, fat quarters and other precuts, patterns both quilting and a variety of fabric crafting patterns as well as commercial (Simplicity, McCall's, Butterick) clothing and crafting patterns. There will be 300+ books for sale and a couple of decades of quilting magazines that will be free for the taking. I also have numerous kits and panels I will have to part with, as well as trims of every description, notions and tools. I will bring a flyer to the June meeting with my address and phone number. Payment will be accepted by cash, check or Venmo only.



If you know anyone who scrapbooks or makes cards, I will have supplies for those crafts for sale also-- hundreds of sheets of paper, dozens of Stampin' Up stamps, inks and tools, stickers galore, embellishments and paints, markers, etc. I hope you will come by and pick up something that inspires your creative quilting talents.

### FYI—Quilt Sizes for our Philanthropy Projects

Ronald McDonald House - baby to single bed.

Veterans Home of California, Chula Vista - wheelchair size to single bed

Northern Arizona VA Health Care System - wheelchair size to single bed

Meals on Wheels - quilted placemats 14" x 20"



### Did you know?

Resilience and creativity are intertwined, as creative thinking enhances the ability to adapt and overcome challenges. Creativity provides the flexibility to find new solutions, while resilience allows individuals to bounce back from setbacks and maintain forward momentum.



## "Sewing mends the soul."

### Refreshments for our June Meeting:

#### Snacks:

**Marilyn Matteson**

**Jan Hayman**

**Pat Gailband**

#### Beverages:

**Judy Shepard**

**Pat Gailband**

**James Glunt**



### June Birthdays

**Patty Lawrence** 6/5

**Pat Gailband** 6/7

**Karen MacEwing** 6/9

**If you have any questions or comments regarding the content of the newsletter or would like to submit an article or classified ad, please contact me at**

**[kaleidoscopenewsletter01@gmail.com](mailto:kaleidoscopenewsletter01@gmail.com)**

## FOR YOUR INFORMATION

### The Following Quilt Shops offer Classes

#### Check out their Website

**[Sew Hut](#)**

**[Cozy Creative Center](#)**

**[Paradise Sewing](#)**

**[Quilt In A Day](#)**

**[My Quilters Cottage](#)**

**[Grand Central Quilt n Stitch](#)**

**[El Cajon Sew & Vac](#)**



## Upcoming Quilt Shows



San Diego People of Color  
“Our Juneteenth Quilt Show”  
Saturday June 21, 2025 10 am – 4pm  
Chula Vista Presbyterian Church  
940 Hilltop Drive, Chula Vista, CA 91911  
Cost is \$5



Saturday, June 28th thru Sunday, July 6th, 2025 10am – 4pm Daily.  
JULIAN WOMANS’ CLUB – HERITAGE QUILT SHOW –  
Top floor at Julian Town Hall (Corner of Highway 78/79 and Main Street)  
Open to the public and free of charge  
<http://www.julianwomansclub.org/event/heritage-quilt-show-2/>

July 10-13 && 17-20  
2025 SoCal Quilter’s Run  
[quiltersrun.com](http://quiltersrun.com)

Wednesday, August 13th from 10am - 12pm  
ELEANOR BURNS SHOW - World Famous quilter, Eleanor Burns will present her annual show.  
Reservations are required – Cost is \$30.00 per person.  
For information on making the reservation visit  
[julianwomensclub.org](http://julianwomensclub.org)

Oct. 4; Valley of the Mist Quilters Guild and the City of Temecula "Outdoor Quilt Show"  
Sat 10-4, FREE, I-16 Exit Rancho California Rd. in Temecula  
For more information go to [www.valleyofthemistquilters.com](http://www.valleyofthemistquilters.com)

## Local Quilt Guilds

[San Diego Metro Modern](#)

[San Diego Modern](#)

[Chula Vista](#)

[Sunshine](#)

[Friendship](#)

[Seaside](#)

[Legacy](#)

[Canyon](#)

[Stitching Sisters](#)

[San Diego People of Color](#)

[Julian Women’s Club](#)

[Village](#)

[El Camino](#)

[Beach Cities](#)

[Valley of the Mist](#)

[Surfside](#)

[Fallbrook](#)

[North County](#)



## Block of the Month

I thought I would try something new. Every month I will include a block of the month. Pick a theme and choose which blocks you want to make. These are by Riley Blake Designs and are available free online. The difference here is that every month I will be choosing blocks from different years. The size of the blocks are 10" x 10" finished.

### This month's Block of the Month is Playing With Blocks

#### May 2025 Block of the Month

May's Block of the Month was the [Tilt-A-Whirl](#)

#### April 2025 Block of the Month

April's Block of the Month was the [Lady of the Lake](#)

#### March 2025 Block of the Month

March's Block of the Month was the [Scrappy Churn Dash](#)

#### February 2025 Block of the Month

February's Block of the Month was the [Moab Block](#)

#### January 2025 Block of the Month

January's Block of the Month was the [Glint Block](#)

#### December 2024 Block of the Month

December's Block of the Month was the [Windmill Block](#)

#### November 2024 Block of the Month

November's Block of the Month was the [Sundial Block](#)

#### October 2024 Block of the Month

October's Block of the Month was the [Pinwheel Star Block](#)



---

## Local Quilting Supply Shops

Rosie's Calico Cupboard  
7151 El Cajon Blvd.  
San Diego, CA 92115  
619-697-5758

Sew Hut  
4226 Balboa Ave.  
San Diego, CA 92117  
858-273-1377

Cozy Creative Center  
756 Jamacha Rd.  
El Cajon, CA 92019  
619-670-0652

Paradise Sewing  
13242 Poway Rd.  
Poway, CA 92064  
858-679-9808

My Happy Place  
2405 Main St. #4  
Ramona, CA 92065  
760-654-3060

Quilt In A Day  
1955 Diamond St.  
San Marcos, CA 92078  
760-591-0929

Grand Central Quilt n Stitch  
100 N. Rancho Sante Fe Rd,  
Suite 118  
San Marcos, CA 92069  
760-295-0446

Inspirations Quilt Shop  
27350 Valley Center Rd., Ste B  
Valley Center, CA 92082  
760-751-9400

Quilter's Paradise  
304 Enterprise St, Ste. E  
Escondido, CA 92029  
760-738-9677

El Cajon Sew & Vac  
1077 Broadway  
El Cajon, CA 92021  
619-442-2585

Sewing Machines Plus  
713 Center Dr.  
San Marcos, CA 92069  
760-739-8222

Quilter's Cottage  
131 E. Fig St., Ste. #6  
Fallbrook, CA 92028  
760-723-3060

Mosaique Quilts and Crafts  
222 E. Broadway  
Vista, CA 92084  
760-842-4884

Fringe Fabrics  
3457 El Cajon Blvd  
San Diego, CA 92104  
619-230-5442

Material Happiness  
4168 Poplar St, Suite L  
San Diego, CA 92105  
619-289-7802

La Mesa Sew & Vac  
5346 Jackson Drive  
La Mesa, CA 91942  
619-698-2972

## Miscellaneous Links

[Free Two Color Quilt Patterns – Top Picks](#)

[Free Solid Quilt Patterns – Top Picks](#)

[Top 10 Free Robert Kaufman Quilt Patterns](#)

[Top 7 Free 3-Yard Quilt Patterns](#)

[Top 15 Free Easy Quilting Patterns for Beginners](#)

[Top 16 Free Easy Layer Cake Quilt Patterns](#)

[30+ Jelly Roll Quilt Patterns that use 2 1/2" fabric strips: All Free!](#)

[30 Free Jelly Roll Quilt Patterns - Hailey Stitches](#)

[Jelly Roll Quilt Patterns Free - Fat Quarter Shop](#)

[How to Make a Quilt Using Fabric Scraps – Quilt-As-You-Go Method](#)

[How to Join Binding Ends with No Overlap or Bulk—Video](#)

[The Surprising Genius of Sewing Machinees - Video](#)

[41+ Modern And Free Paper Piecing Patterns To Quilt Today](#)

[20 Free Paper Piecing Patterns \(EPP and FPP Patterns\)](#)

[Free Quilt Patterns From Carol Doak](#)

[Free Paper Piecing Patterns to download ~ 115+ designs, multiple sizes](#)

[Be There or Be Square: 20 Easy Quilt Patterns Using Squares - All Free!](#)

[Marcia Hohn's Quilter's Cache! \(all I can say is WOW...lots of blocks and more\)](#)

[35 Dreamy Star Quilt Patterns: All Free!](#)

[Top 7 Free Two Color Quilt Patterns](#)


[12 Ways to Cut up Fat Quarters for Quilting](#)

[Top 19 Free Fat Quarter Quilt Patterns](#)

[Free Fat Eighth-Friendly Quilt Patterns](#)

[30 Totally Free Layer Cake Quilt Patterns for Beginners](#)

[260+ Free Quilt Block Patterns in Multiple Sizes](#)



More links coming next month!



# Quilter's Dictionary & Acronyms

BBT = Be Back Tomorrow  
 BOB = Beginner's Only Block (swap)  
 BOM = Block of the Month  
 BOW = Block of the Week  
 BTW = By The Way  
 BRICKS = 5" x 9-1/2" precuts  
 CHARM PACK = package of pre-cut charm squares  
 CHARMS = Small pieces of fabric, either squares or sometimes hexagons, all different fabrics; 5"x5"; also known as Nickels  
 COC = Cream On Cream  
 CT = Connecting Threads  
 D4P = Double four patch  
 D9P = Disappearing 9 patch  
 DBF = Dear/Darling Boyfriend  
 DC/DDog = Dear/DarlingCat/Dear Dog (spell out dog, otherwise may be mistaken for Dear Daughter)  
 DH, DW, DD, DS = Dear/Darling Husband, Wife, Daughter, Sister/Son (or "Darn" Husband, depending on the day and spirits, etc!!)  
 DGD, DGS = Dear/Darling Granddaughter, Grandson  
 D\_\_\_\_ = Dear/Darling \_\_\_\_\_, for a plethora of other Dear/Darlings in our lives!  
 DESSERT ROLL = 5" x WOF strips x 10 strips  
 DIC = Double Irish Chain  
 DIMES = 10" squares; also known as Layer Cakes  
 DIY = Do it yourself  
 DJ = Dear Jane  
 DSM = Domestic Sewing Machine  
 DWR = Double Wedding Ring  
 EPP = English Paper Piecing  
 EQ = Electric Quilt quilting software (also seen as EQ5, EQ6, EQ7)  
 F8 / FE = Fat Eighth = 9" x 22"; also known as a "piglet"  
 F&D / FAD = Fun And Done  
 FABRIHOLIC: A non-word. No one can have too much fabric. If it were a real condition, not only would it be in the dictionary, there would be medical studies and government programs available. I'm not in denial, because you cannot deny a condition that does not exist.  
 FAT QUARTER = FQ = 18"x 22"  
 FAQ = Frequently Asked Questions  
 FFO = Finally Finished Object  
 FIU = Finish It Up  
 FLIMSY = Finished top, not quilted  
 FM / FMQ = free motion quilting  
 FOUNDATION FABRIC: The fabric on the bottom of your stash that supports the weight of all the other fabrics.

FQ = Fat Quarter = 18"x 22"  
 FROG STITCHING = ripping out stitched seams (rip it, rip it)  
 FS = Forgotten Stash  
 FW = Featherweight  
 FW = fusible web, no brand specific  
 FWIW = For What It's Worth  
 FWS or FWSQ = Farmers' Wife Sampler Quilt  
 FYI = For Your Information  
 GF = Girl Friend or God forbid or Grandmother's Fan  
 GFG = Grandmother's Flower Garden  
 GD, GS = Grand Daughter, Grand Son (sometimes adding a D=Dear in front; DGD, DGS)  
 GRANDS = Grand Children  
 GTG = Got to go or Get ToGether  
 HONEY BUNS = 1-1/2" x WOF strips x 40 strips  
 HP = Hand Piecing  
 HQ = Hand Quilting  
 HST = Half Square Triangle  
 HSY = Haven't Started Yet (pronounced hussy)  
 HTH = Hope That Helps  
 ILs = In Laws; FIL, MIL, DIL, SIL, BIL = Father, Mother, Daughter, Son/Sister, Brother; sometimes prefixed with D=Dear  
 IMHO = In My Humble Opinion or In My Honest Opinion  
 IRR = International Round Robin  
 ISO = In Search Of  
 JELLY ROLLS = pre-cut noodles rolled up and sold as a set; 2-1/2" x WOF strips  
 JMHO = Just In My Humble Opinion or In My Honest Opinion  
 KWIM = Know What I Mean?  
 LA = LongArmer, professional machine quilter  
 LAQ = Long Arm Quilter  
 LAQM = Long Arm Quilting Machine  
 LAYER CAKES = 42 x 10" precut squares; also known as Dimes  
 LMAO = Laughing My Arse Off!  
 LMBO = Laughing My Butt Off!!  
 LOL = Laugh Out Loud; or Lots of Laughter  
 LQS = Local Quilt Shop  
 MAM = Mile-A-Minute (modern version of a crazy quilt block)  
 MAQ = Mid-Arm Quilter  
 MGBTQ = Must Get Back to Quilting  
 NESY = Not Even Started Yet  
 NICKELS = 5" squares; also known as Charms

# Quilter's Dictionary & Acronyms

NOODLES = 2 1/2" by width of fabric; also known as Jelly Roll strips	ed up to look like candy
NQR = Not Quilt Related (an alternative to OT)	REVERSE STITCHING = Frog Stitching (see above)
NTBB = Needs to Be Bound	ROFL = Rolling On The Floor Laughing
OBTW = Oh By The Way	ROFLOL = Rolling On The Floor Laughing Out Loud
OBW = One Block Wonder	RR = Round Robin
OP = Original Poster	SABLE = Stash Accumulation Beyond Life Expectancy
OP = On Point	SAQM = Short Arm Quilting Machine
ORPHANS = Leftover Blocks	SaS = Steam a Seam
OSMG = Old Sewing Machine Guy	SAW = Stack and Whack
OT = Off Topic	SBS = Sun Bonnet Sue or Sun Bonnet Sam
OTOH = On The Other Hand	SEX = Stash Enhancement eXperience (or eXcursion)
PC = Politically Correct	SID = stitch-in-the- ditch quilting
PC = Pony Club (Farmers' Wife Pony Club Sampler Quilt)	SIL= Son In law or Sister In law; sometimes prefixed with D=Dear, DSIL
PFD = fabric that is Prepared For Dyeing	SIGGIES = Squares of fabric with signatures and often other info written on them
PhD = Project Half Done	SnW = Stack and Whack
PIF = Pay It Forward; sending something to someone, because it feels good!; free or for postage only.	SQ = Simply Quilts
PIGLET = 9" x 22"; also known as Fat Eighths	SQUIDS = Some Quilts In Drawers
PIGs = Project(s) In Grocery Sack(s)	SQUISHIE = Envelopes filled with swap fabric/ blocks (squishie is the way they feel!)
PIPs = projects in process	SS = Sunbonnet Sue or Sunbonnet Sam
PIPS = Projects in Pretty Sacks	STASH = Special Treasures, All Secretly Hidden
PITs = Project In Totes	SWEET SIXTEENS = Fat 1/16 yard = 9" x 11"
PIW =Project In Waiting (waiting to grow up to be a WIP)	TBQ = To Be Quilted
PIZB = Project in Ziploc Bag	TGIF = Thank God It's Finished!
PM = Private Message	TIA = Thanks In Advance
PMS = Pizza, M&Ms and Sewing	TIC = Triple Irish Chain
PNTBF = Project (or Piece) Needs To Be Found ( or Finished)	TOAD = Trashed Object Abandoned in Disgust
POI = Put Off Item	TOT = Tone On Tone
PP = paper piecing	TUFO = Tuesday UFO night group/WUFO = Wednesday UFO...etc.
PP = Previous Poster	TURNOVERS = 6" half-square triangle precuts (80 triangles per bundle/turnover)
PPO = Project Put Off	TY = Thank YOu
QAYG = Quilt As You Go	UFO = UnFinished Object
QB = Quilting Board	USO = UnStarted Object
QIMM = Quilts in My Mind	VIP = Very Important Project
QOTD = Question of the day, Quick off topic discussion or quilting off topic discussion	WHIMM = Works Hidden In My Mind
QR = Quilt Related	WIMM = Work In My Mind
QST= Quarter Square Triangles	
QTFDD = Quilt Top Finishing Deficit Disorder	
QTIS = Quilt Top in Strips	
QUBBY = Quilter's Hubby	
QUILT CANDY = Small charm pieces of fabric fold-	

## Quilter's Dictionary & Acronyms

WIP = Work In Progress

WISP = Work In Slow Progress

WIVSP = Work In Very Slow Progress

WITWMI = Wish It Would Make Itself

WOA = Work Of Art

WOF = Width Of Fabric

WOMBAT = Waste Of Money (or Material), Batting  
And Time

WOW = White On White

WWIT = What Was I Thinking

WWYD = What Would You do?

xxQG = someplace something Quilting Guild

YBR = Yellow Brick Road

YoYo = A circle of fabric gathered to form a puffy  
circle

## Having fun with Artificial Intelligence

I was playing around with AI and thought I would see if it would do the following:

Create X number of logos for Kaleidoscope Quilt Guild with modern minimalist bright colors.

Here are the results.

And no, I am not saying we should change our logo...I'm just sharing what it came back with.

There are actually apps that will create logos. Speaking of apps, I was at the San Diego Modern Quilt Guild Sunday and someone shared this app with us. It's called QUILTY SOLID (A reference tool for sewing with solids) It's free and no ads. It's supposed to help you pick out solid color combinations for making quilts. I haven't had the chance to see what all it will do, but at a quick glance it will do a lot.

