


Kaleidoscope Quilt Guild
Founded 1987
www.kaleidoscopequiltguild.com

November 2024
Volume 38, Issue 11



Kaleidoscopic Voices

President's Message

The holidays are upon us! That sure happened fast. I hope you are getting your holiday projects completed so you can enjoy the holiday with family and friends. I am working on my challenge. I've chosen to simplify my design! We have drop off at my house on Saturday, November 16th. If you can't make that we would like them before the 16th so we can plan our layout at the meeting. Don't forget to bring your placemats to the November meeting. So looking forward to our guild spotlight on Linda Fox and to see her beautiful creations.

**Meetings are held
on the third
Wednesday of
every month at
1:00 p.m. at Lemon
Grove Masonic
Lodge, 2590 Main
Street, Lemon
Grove, CA 91945**

**Doors open at
12:30 p.m.**

**(We meet on the
2nd Wednesday in
December)**

POINTS OF CONTACT

President
Peggy Couvrette
peggycouvrette@cox.net

1st VP/Programs
Robyn Phelps
rlpetnna1@cox.net

2nd VP/Opportunity Quilt
Sue Bennorth
scsusieq@gmail.com

Membership
Karen Brixner
kbrixner62@gmail.com

Secretary
Mary Weflen
mweflen@yahoo.com

Treasurer
Diane Hamann
dhweb@sunwatcher.net

Newsletter
James Glunt
kaleidoscopenewsletter01@gmail.com

**This month our meeting is
at the Lemon Grove
Masonic Lodge. The
meeting will be our
member Linda Fox and her
creations.**

**Doors open at 12:30 pm,
meeting starts at 1 pm.**

UPCOMING DATES TO REMEMBER

11/20 – General meeting This month's presentation will be a member spotlight. Our member presenting will be Linda Fox. We are looking forward to learning a little more about Linda's quilting journey!

12/4—Board meeting on Zoom

12/11 Holiday Party at the Masonic Lodge. Doors open 12:30 p.m. Meeting starts at 1 p.m. We are doing something a little different this year. We are having a potluck consisting of "Starters and Enders" - appetizers and deserts. More details will be presented in later months. Stay tuned! If you haven't signed up we will have sign ups at this meeting. If you can't make the meeting and haven't signed up please let Peggy know.

1/8 Board Meeting on Zoom



QUILT SHOW BOUTIQUE POP-UP



Thank you for those that have bought out of our quilt show boutique! We have added a few items. PDF files are on [our website](#). We listened and have divided up the pdfs by categories. Runners, wall hangings, Throws, and bed quilts. If you need a Christmas gift please take a look.

HOSPITALITY

Thank you, Sharon Claar, for handling hospitality for the guild this last year. We appreciate your efforts. Thank you, Kathryn Diamond, for stepping in and taking over Hospitality starting at this meeting.

Snacks: Debbie Sherrell and Kim Loomis have signed up to bring in November

Drinks: We had quite a few bottles left over after the last meeting so we are set for this meeting.

Hospitality has accumulated quite a few items. We have paired it down and will have items on the take table at this meeting. So look for treasures!



NEWS FROM OUR PROGRAM CHAIR

Robyn Phelps



DID YOU KNOW:

One of the earliest existing decorative works is the Tristan Quilt, made around 1360 in Sicily. It is one of the earliest surviving quilts in the world and at least two sections survive, located at the V&A Museum (London) and in Bargello palace (Florence).



2025 Calendar

January 15

Eddie the sewing machine specialist

February 19


In celebration of Black History Month our speaker is Rosemae Dyer. She is going to share her family history via quilts.

March 18

Workshop—David Owen Hastings
Inspired by Architecture

March 19

David Owen Hastings
20 Modern quilts from around the world



April 16/ May 21

Violet Vaughnes

Back by popular demand, Violet will be sharing her collection of Mountain Mist quilts

June 18

Shelly Swanland, Cathedral quilts and her embellished quilts

July 16

Member spot light Pat Gailband and Judy Shepard

August 20

Ann Turley

An Unseemly Event

September 17

Leah McComas

Driving in the dark: My journey in Fiber Art

October 15

Philanthropy Sew-in

November 19

Kristie Naranjo

The Scrappy Applique

December 10

Christmas Party.



NOVEMBER 2024 PHILANTHROPY

Kaleidoscope Friends



We had a great turnout for our Philanthropy Sew-in! We are off to a great start. Quite a few of you finished a placemat during the sew-in. Many others took placemat kits home to sew. THANK YOU!

Please bring back the finished placemats at the November meeting. After that I will be driving them to the Meals-on-Wheels office so they will be ready to be given to shut-ins the first weeks of December.

Thank you to those who donated quilts in September: Julie Reyes, Margie Wees, Rosemae Dyer, Robin Pickett and Judy Woyke! And for the October donations: Christine Zinn, Rita Anaya, Debbie Sherrell, Kathryn Diamond, Judy Whitney, Margie Wees and Robin Pickett. I may have missed a name – and if I missed yours, please let me know. [The October Philanthropy Sew-in was great, but I was a little distracted]

We received a nice thank you note from Ronald McDonald House (RMH) which says: "The care and dedication you've put into crafting each quilt will not go unnoticed as these thoughtful gifts will provide a sense of home and support for our families. Your contribution is a true reflection of the kindness and compassion that makes a lasting impact on those we serve."

In the past 6 months RMH has sheltered 327 families, and served 10,309 individuals during this time. The average length of stay for a family is 35 nights!!! (that's a lo-o-ong time).

Keep those sewing machines whirling!

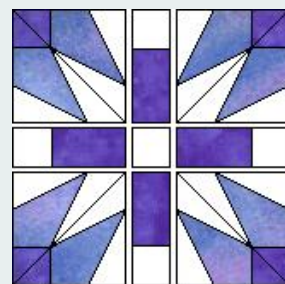
Marilyn Carnes (Roseway@cox.net), Marilyn Helkenn, Mary Weflen

The philanthropy quilts donated over the past 2 months can be seen on the following pages.

Marilyn Carnes (roseway@cox.net), Marilyn Helkenn, Mary Weflen

DID YOU KNOW:

While quilting has traditionally been a female activity, some men in the United States military spent time quilting in order to pass the time while enlisted.



Upcoming Quilt Shows


Road to California
January 22-25, 2025

Quiltcon
February 20-23, 2025

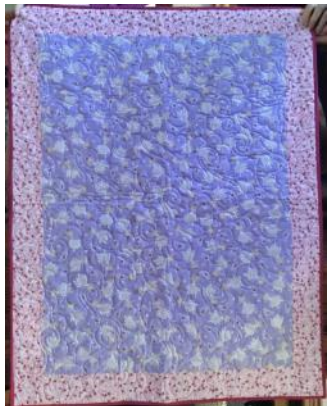


When we take the photo this year, I hope you are in it!!!!

PHILANTHROPY QUILTS



PHILANTHROPY QUILTS



PHILANTHROPY QUILTS



OCTOBER'S PHILANTHROPY SEW-IN



I apologize for not getting everyone's picture taken while you were there making placemats. I was having car problems and had to leave early.

OCTOBER'S PHILANTHROPY SEW-IN



I apologize for not getting everyone's picture taken while you were there making placemats. I was having car problems and had to leave early.

OCTOBER'S PHILANTHROPY SEW-IN




I apologize for not getting everyone's picture taken while you were there making placemats. I was having car problems and had to leave early.



Did you know this:

Many quilts made by military soldiers were known as “convalescent quilts,” since soldiers did quilting work while recuperating after being wounded in the line of duty.



Challenge Quilts

'Here Comes the Sun'

Save the date! Mark your calendar! Hope your challenge quilts for 'Here Comes The Sun' are in progress. Just a reminder that you do not need a hanging sleeve and the finished dimension of the quilt should not exceed 160 inches.

The quilts will be displayed at the November 20th meeting. The winners will be determined by viewer's choice voting. 1st place award will be a \$25 gift certificate from Rosie's Calico Cupboard. 2nd place award will be a \$20 gift certificate from Rosie's and the 3rd place award will be a \$15 gift certificate from Rosie's.

The quilts need to be dropped off at Peggy Couvrette's home on the Saturday, November 16th between 10:00 and 12:00 PM. Peggy's address is 1490 La Corta Circle, Lemon Grove. Please attach the entry form at the bottom of the flyer with your quilt information to your quilt.

Please see the flyer on the following page.

If you have any questions please contact Glen Baker at 619-823-9249 or gglenb@aol.com.

And the Winner is....Alice Converse



This year's winner of Kaleidoscope's 2024 Opportunity Quilt was Alice Converse. Congratulations Alice!



Storm At Sea Workshop Photos



Storm at Sea Samples by Wendy Mathson



NEWS FROM OUR PROGRAM CHAIR

We had a wonderful workshop, “Storm at Sea” I learned so much and would love to have a second day with Wendy. She is a fantastic teacher.

Our next workshop is with David Owen Hastings, March 18 cost of \$75. There are two openings, I will be taking signups at our next meeting. See attached description.

Our November meeting is our member spot light on Linda Fox. Linda is a wonderful quilter and teacher. She excels in all aspects of quilting; always learning new skills and challenges! We will also have our challenge reveal. It is going to be a fun meeting!

On a personal note I have decided to sell my home and move back to Northern California. I have been in my home for 43 years and have been packing up personal belongings and memories which is more difficult than I could have ever imagined. I would like someone to step up and take the position of Program chair. Programs for 2025 are all planned so around March the chair needs to start planning for 2026. I can work with the new chair to assist with a smooth transition.



***Kaleidoscope Quilt Guild
Members' Challenge: 2024***

**Theme:
'Here Comes the Sun'**

We hope the 'Here Comes the Sun' theme will be fun and encourage your imagination to think about all the many ways the sun can be interpreted. Some ideas to get you started would include sunflowers, sun faces, sunshades, and of course the song by the Beatles, 'Here Comes the Sun'

This challenge is open to all Guild members. Entry is limited to one entry per member. Since this is not a quilt show year, the quilts will be displayed at the **November 20th** meeting. There will be prizes for 1st, 2nd and 3rd place winners determined by members voting for their choices. The quilts and entry forms will need to be turned in to Glen Baker on a date and place that will be designated at a later time.

Quilts submitted will be limited to a perimeter of 160" and be any shape that does not exceed the perimeter. Any style such as traditional, modern or art may be used.

Contact Glen Baker with any questions: gglenb@aol.com or 619-823-9249

Entry Form

Member Name _____

Quilted By _____

Name of Quilt _____

Size of Quilt _____

Description _____

Workshop: Inspired by Architecture

Kaleidoscope will be sponsoring a workshop with David Owen Hastings on March 18th, 2025. The cost is \$75. I already started taking signups at the October meeting. If you would still like to attend the workshop please send me an email so I can secure you a place in the workshop.

Robyn Phelps—1st VP/Programs [rlpetnna1@cox.net]

David will guide you through a creative process for designing your own modern abstract quilts, taking inspiration from architectural photos to develop dynamic and unique quilt designs.

MONUMENTAL INSPIRATION WITH UNLIMITED POSSIBILITIES

Working from photos of architectural elements, David will guide you through the steps to design a minimal, modern fabric quilt... inspired by architecture! You will learn the quilt-as-you-go method, sewing the top pieces, batting and backing simultaneously. You'll then add texture and complexity with David's unique approach to walking foot machine quilting where the quilting lines become a major design element. Learn to connect multiple quilted units with a great gusset join technique, then add a simple face binding for a modern finish.

WORKSHOP DETAILS

- Experiment with different elemental geometric shapes, including gentle curves
- Explore spare, simple compositions for a modern look
- Think about figure and ground
- Consider the sewing lines as a key design element
- Select 1-2 photos, and break them down into elemental shapes with tracing paper and pencil
- Assess which compositions work well, and choose one to translate into fabric
- Discuss color and value choices and decide on a palette
- Map out pieces for one composition
- Label and cut out cardboard pattern pieces, or cut pieces improv style
- Audition colors and placement
- Translate pattern pieces into fabric, leaving a generous amount of extra fabric for seam allowances
- Build composition with the quilt-as-you-go method, trying out multiple fabrics, stepping back to assess the effect of each
- Add texture and surface design with layered walking foot quilting motifs
- Using the same photo, create a small series of completely quilted units
- Connect multiple quilted units with a great gusset join technique
- Face bind your quilt for a modern look
- A complete supply list with example architectural photos will be emailed to each participant. Class sizes are limited to ensure one-on-one time.

This is an all-levels workshop. You should be comfortable using your sewing machine, and it should be in good working order. Basic knowledge of walking foot quilting is helpful, but not necessary. I look forward to sharing and sewing with you!

For more about David, please visit www.davidowenhastings.com or [@davidowenhastings on Instagram](https://www.instagram.com/davidowenhastings).




KALEIDOSCOPE QUILT GUILD

TREASURER'S REPORT

OCTOBER 2024

Balance, October 1, 2024		\$15,348.50
<i>Includes Petty Cash</i>	\$100.00	
<i>Includes Prior Workshop Deposits</i>	\$600.00	
Income		
Memberships	\$0.00	
Guests	\$0.00	
Opportunity Quilt	\$125.00	
Workshops	\$600.00	
Boutique	\$425.00	
Sept Adjustment—Opportunity	\$5.00	
Sept Adjustment—Donation	\$0.50	
Sept Speaker—returned expense overpayment	\$26.54	
Total Income		\$1,182.04
Expenses		
Check #2262 Rosie's—Challenge Prizes	-\$60.00	
Check #2265 LGMTA - October Rent	-\$100.00	
Cash—R. Dyer—Workshop Double Payment Refund	-\$40.00	
Total Expenses		-\$200.00
Balance, October 31, 2024		\$16,330.54



November Birthdays

Rita Anaya	11/13
Cindy Hawley	11/14
Cindy Winters	11/15
Sherry Ames	11/17
Christine Zinn	11/27

CLASSIFIED ADS

Are you looking to part with something sewing related? Perhaps you know of someone who is. If you would like to have something posted here you can send your article to me and a picture of the item if possible, along with your asking price (make sure to mention the best way to contact you). The cost is free. Send your article to:

kaleidoscopenewsletter01@gmail.com

FOR SALE

Janome Compulock

Electronic 5 thread cover stitch and 2-3-4-5 Thread Serger with display screen to assist you in the use of all the stitches.

\$600.00

Call me for more info

Kathy Smith 817-271-1323



Janome 15000

Just completely refurbished at Cozy Creative Center

Love this machine. Many Facebook groups and videos on YouTube

Call me for more info or to see

\$2,350


Kathy Smith 817-271-1323





Did you know this:

There are fewer than 100 military quilts worldwide, since many were not preserved after the wars during which they were made.



“To quilt is to live!”

Refreshments this month:

Snacks:

Debbie Sherrell

Kim Loomis

Beverages:

None needed

FOR YOUR INFORMATION

The Following Quilt Shops offer Classes

Check out their Website

<https://www.sewhut.com/classes.htm>

<https://www.cozycreativecenter.com/classes.htm>

<https://www.paradisesewing.com/>

<https://quiltinaday.com/pages/classes-schedule>

If you have any questions or comments regarding the content of the newsletter or would like to submit an article or classified ad, please contact me at

kaleidoscopenewsletter01@gmail.com

Block of the Month

I thought I would try something new. Every month I will include a block of the month. Pick a theme and choose which blocks you want to make. I will post the Finishing Instructions after 16 blocks, but you should make 16 blocks that appeal to you. These are by Riley Blake Designs and are available free online. The difference here is that every month I will be choosing blocks from different years. The size of the blocks are 10" x 10" finished.

This month's Block of the Month is the
Sundial Block

November Block of the Month

November's Block of the Month is the
Sundial Block

Below are links to the block and a YouTube video
on how to make the block

[https://www.rileyblakedesigns.com/assets/images/sewalongs/
RBDBlockChallenge/2022/Sundial.pdf](https://www.rileyblakedesigns.com/assets/images/sewalongs/RBDBlockChallenge/2022/Sundial.pdf)

https://youtu.be/HrW_eoGNWzg?si=Lh-Fj8hPA6eqdyqB

October Block of the Month

October's Block of the Month was the
Pinwheel Star Block

[https://www.rileyblakedesigns.com/assets/images/sewalongs/
RBDBlockChallenge/2021/PinwheelStarBlock.pdf](https://www.rileyblakedesigns.com/assets/images/sewalongs/RBDBlockChallenge/2021/PinwheelStarBlock.pdf)



Local Quilt Shops

Rosie's Calico Cupboard
7151 El Cajon Blvd.
San Diego, CA 92115
619-697-5758

My Happy Place
2405 Main St. #4
Ramona, CA 92065
760-654-3060

Quilter's Paradise
304 Enterprise St, Ste. E
Escondido, CA 92029
760-738-9677

Sew Hut
4226 Balboa Ave.
San Diego, CA 92117
858-273-1377

Quilt In A Day
1955 Diamond St.
San Marcos, CA 92078
760-591-0929

Sewing Machines Plus
713 Center Dr.
San Marcos, CA 92069
760-739-8222

Cozy Creative Center
756 Jamacha Rd.
El Cajon, CA 92019
619-670-0652

Grand Country Quilts
801 Grand Ave, Ste. 102
San Marcos, CA 92078
760-471-1114

Quilter's Cottage
131 E. Fig St., Ste. #6
Fallbrook, CA 92028
760-723-3060

Paradise Sewing
13242 Poway Rd.
Poway, CA 92064
858-679-9808

Inspirations Quilt Shop
27350 Valley Center Rd.,
Ste B
Valley Center, CA 92082
760-751-9400

Mosaique Quilts and Crafts
222 E. Broadway
Vista, CA 92084
760-842-4884