

Kaleidoscope Quilt Guild
Founded 1987
www.kaleidoscopequiltguild.com



October 2024
Volume 38, Issue 10

Kaleidoscopic Voices



President's Message

Ahalan! Hello from
Morocco! Robyn and I are
having a wonderful time.

The rich colors, mosaics and scenery
are inspiring many quilt ideas both in
piecing and the quilting. Thank you
James for taking over the newsletter.
Loved all the pictures. Thank you
Debbie and all those that helped her at
the September meeting! Our October
meeting is always a fun one making
placemats for Meals on Wheels. Hope
to see you there.

**Meetings are held
on the third
Wednesday of
every month at
1:00 p.m. at Lemon
Grove Masonic
Lodge, 2590 Main
Street, Lemon
Grove, CA 91945**

**Doors open at
12:30 p.m.**

**(We meet on the
2nd Wednesday in
December)**

POINTS OF CONTACT

President
Peggy Couvrette
peggycouvrette@cox.net

1st VP/Programs
Robyn Phelps
rlpetnna1@cox.net

2nd VP/Opportunity Quilt
Sue Bennorth
scsusieq@gmail.com

Membership
Karen Brixner
kbrixner62@gmail.com

Secretary
Mary Weflen
mweflen@yahoo.com

Treasurer
Diane Hamann
dhweb@sunwatcher.net

Newsletter
James Glunt
kaleidoscopnewsletter01@gmail.com

**This month our meeting is
at the Lemon Grove
Masonic Lodge. The
meeting will be our annual
Philanthropy Sew-In.**

**Doors open at 12:30 pm,
meeting starts at 1 pm.**

UPCOMING DATES TO REMEMBER

10/16 – General meeting at Lemon Grove Masonic Lodge. Doors open 12:30 p.m. Meeting starts at 1:00 p.m. This month's program will be our annual philanthropy Sew-in. We will be working on our world famous Meals-on-Wheels place mats.

11/1 – Storm at Sea workshop taught by Wendy Mathson from 10 a.m.-4 p.m in the Recreation Facility in Bonita Hills Estates, 275 South Worthington Street, Spring Valley, CA 91977 .

11/13 - Guild Board meeting online on ZOOM. All are welcome. Contact Peggy for information about connecting to the ZOOM meeting. Starts 6:00 p.m.

11/20 – General meeting This month's will be a member spotlight. Our member presenting will be Linda Fox. We are looking forward to learning a little more about Linda's quilting journey!

12/11 Holiday Party at the Masonic Lodge. Doors open 12:30 p.m. Meeting starts at 1 p.m. We are doing something a little different this year. We are having a potluck consisting of "Starters and Enders" - appetizers and deserts. More details will be presented in later months. Stay tuned!

Quilt Show Boutique Pop Up

The Quilt show boutique will be making an appearance just in time for Christmas shopping. PDF files will be on our website by October 13 th . We listened and have divided up the pdfs by categories. Runners, wall hangings, throws, and bed quilts. We will send out an e-mail when the pdfs are up on the website. We have approximately 65 items. Here are three for you to preview.



NEWS FROM OUR PROGRAM CHAIR

Robyn Phelps

2025 Calendar

January 15

Eddie the sewing machine specialist

February 19

In celebration of Black History Month our speaker is Rosemae Dyer. She is going to share her family history via quilts.

March 19

David Hastings

20 Modern quilts from around the world

April 16/ May 21

Violet Vaughnes

Back by popular demand, Violet will be sharing her collection of Mountain Mist quilts

June 18

Shelly Swanland, Cathedral quilts and her embellished quilts

July 16

Member spot light Pat Gailband and Judy Shepard

August 20

Ann Truley

An Unseemly Event

September 17

Leah McComas

Driving in the dark: My journey in Fiber Art

October 15

Philanthropy Sew-in


November 19

Kristie Naranjo

The Scrappy Applique

December 10

Christmas Party.



DID YOU KNOW:

Quilting is an ancient craft that dates back to 5,000 B.C. and was practiced by the ancient Chinese, Egyptians, and Greeks. The word "quilt" comes from the Latin word *culcita*, which means "bolster" or "cushion".



OCTOBER 2024 PHILANTHROPY

Kaleidoscope Friends



Bring your sewing machine to our October meeting for our Philanthropy Sew-in!!!!

Yes!!!! The meeting you have been waiting for all year is finally here, this month. It is a lot of fun to get together and all sew "for the cause". We have 80 placemat kits all made and ready to go; there is at least one waiting for you. Please come and join

the team. We will be making placemats for Meals-on-Wheels. These placemats are used as Christmas gifts for shut-ins for Meals-on-Wheels clients. The placemat you make may be the only Christmas gift that some lonely senior receives this year. There is a gift tag provided with each kit, so you can write a short message to the recipient.

What you need is your sewing machine, scissors and thread (OK, I'm bringing a seam ripper also, just in case) Here's the list:

Sewing Machine (with 1/4" foot)

Thread (white, green and/or red)

Scissors, pins, rotary cutter and seam-ripper

And, if you want: a small cutting board to use next to your sewing machine; a small iron and pad.

[Ironing boards, mats and rulers for squaring-up will be provided]

We plan to open the hall and set up starting at noon on Wednesday Oct 16th, so you can arrive then to help, or a few minutes later to start sewing before the meeting.

Last week I donated 16 quilts to Ronald McDonald and 15 quilts to the Veterans home in Chula Vista.


See you at the Philanthropy Sew-in !!!

Marilyn Carnes
(Roseway@cox.net),

Marilyn Helkenn, Mary Weflen

DID YOU KNOW:

Quilting was used to raise money for the Red Cross during World War II. People paid a fee to have their names embroidered on quilt blocks, which were then raffled off.



Upcoming Quilt Shows

Temecula Outdoor
Saturday, October 5, 2024

International Quilt Festival
October 31-November 3, 2024

Road to California
January 22-25, 2025

Quiltcon
February 20-23, 2025



When we take the photo this year, I hope you are in it!!!!

SEPTEMBER SEW-AND-TELL

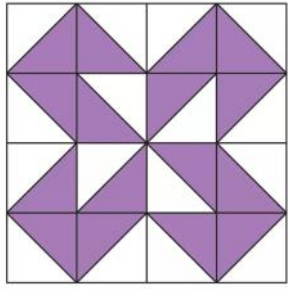




Julia McCleod and some of her quilts

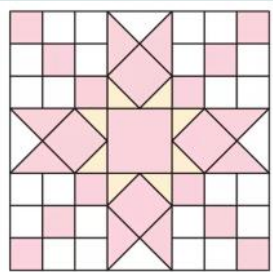
Our October speaker was Julia McCleod. Julia comes from the San Francisco Bay Area. She specializes in making quilts from silk that she sources from ties, clothing, and furnishings. She primarily uses reclaimed fabrics.





Did you know this:

In 1790, Thomas Saint, an English inventor, patented the first sewing machine design. His machine was intended for leather and canvas, and included a vertical needle bar, feed mechanism, and looper.



Challenge Quilts

'Here Comes the Sun'

Save the date! Mark your calendar! Hope your challenge quilts for 'Here Comes The Sun' are in progress. Just a reminder that you do not need a hanging sleeve and the finished dimension of the quilt should not exceed 160 inches.

The quilts will be displayed at the November 20th meeting. The winners will be determined by viewer's choice voting. 1st place award will be a \$25 gift certificate from Rosie's Calico Cupboard. 2nd place award will be a \$20 gift certificate from Rosie's and the 3rd place award will be a \$15 gift certificate from Rosie's.

The quilts need to be dropped off at Peggy Couvrette's home on the Saturday, November 16th between 10:00 and 12:00 PM. Peggy's address is 1490 La Corta Circle, Lemon Grove. Please attach the entry form at the bottom of the flyer with your quilt information to your quilt.

Please see the flyer on the following page.

If you have any questions please contact Glen Baker at 619-823-9249 or gglenb@aol.com.

SEWING TRIVIA - DID YOU KNOW THIS???



In 1873, at the age of 33, Helen Augusta Blanchard of Portland, Maine, patented the first sewing machine to have a zigzag stitch. It was used in machines in Europe for years, but in America it didn't come into widespread acceptance for home sewing until the 1950s - by Bernina.

With the money from her inventions, she was able to restore her family fortunes, which had been lost in the financial panic of 1866, and rebuy her family home. Over her lifetime, she received 28 patents, 22 of which involved sewing. Among these patents, were a pencil sharpener and a hat sewing machine. One of her zig-zag sewing machines is now on display in the Smithsonian National Museum of American History in Washington, DC. This invention revolutionized the way that commercial sewing was done for over half a century. Too bad she is unavailable to do a program for us!!!!

Article Submitted by Marilyn Carnes



***Kaleidoscope Quilt Guild
Members' Challenge: 2024***

**Theme:
'Here Comes the Sun'**

We hope the 'Here Comes the Sun' theme will be fun and encourage your imagination to think about all the many ways the sun can be interpreted. Some ideas to get you started would include sunflowers, sun faces, sunshades, and of course the song by the Beatles, 'Here Comes the Sun'

This challenge is open to all Guild members. Entry is limited to one entry per member. Since this is not a quilt show year, the quilts will be displayed at the **November 20th** meeting. There will be prizes for 1st, 2nd and 3rd place winners determined by members voting for their choices. The quilts and entry forms will need to be turned in to Glen Baker on a date and place that will be designated at a later time.

Quilts submitted will be limited to a perimeter of 160" and be any shape that does not exceed the perimeter. Any style such as traditional, modern or art may be used.

Contact Glen Baker with any questions: gglenb@aol.com or 619-823-9249

Entry Form

Member Name _____

Quilted By _____

Name of Quilt _____

Size of Quilt _____

Description _____

Workshop: Inspired by Architecture

Kaleidoscope will be sponsoring a workshop with David Owen Hastings on March 18th, 2025. The cost is \$75. I will start taking signups at the October meeting. I will open it up to nonmembers after our October meeting. If you are unable to attend the October meeting please send me an email so I can secure you a place in the workshop.

Robyn Phelps—1st VP/Programs [rlpetnna1@cox.net]

David will guide you through a creative process for designing your own modern abstract quilts, taking inspiration from architectural photos to develop dynamic and unique quilt designs.

MONUMENTAL INSPIRATION WITH UNLIMITED POSSIBILITIES

Working from photos of architectural elements, David will guide you through the steps to design a minimal, modern fabric quilt... inspired by architecture! You will learn the quilt-as-you-go method, sewing the top pieces, batting and backing simultaneously. You'll then add texture and complexity with David's unique approach to walking foot machine quilting where the quilting lines become a major design element. Learn to connect multiple quilted units with a great gusset join technique, then add a simple face binding for a modern finish.

WORKSHOP DETAILS

- Experiment with different elemental geometric shapes, including gentle curves
- Explore spare, simple compositions for a modern look
- Think about figure and ground
- Consider the sewing lines as a key design element
- Select 1-2 photos, and break them down into elemental shapes with tracing paper and pencil
- Assess which compositions work well, and choose one to translate into fabric
- Discuss color and value choices and decide on a palette
- Map out pieces for one composition
- Label and cut out cardboard pattern pieces, or cut pieces improv style
- Audition colors and placement
- Translate pattern pieces into fabric, leaving a generous amount of extra fabric for seam allowances
- Build composition with the quilt-as-you-go method, trying out multiple fabrics, stepping back to assess the effect of each
- Add texture and surface design with layered walking foot quilting motifs
- Using the same photo, create a small series of completely quilted units
- Connect multiple quilted units with a great gusset join technique
- Face bind your quilt for a modern look
- A complete supply list with example architectural photos will be emailed to each participant. Class sizes are limited to ensure one-on-one time.

This is an all-levels workshop. You should be comfortable using your sewing machine, and it should be in good working order. Basic knowledge of walking foot quilting is helpful, but not necessary. I look forward to sharing and sewing with you!

For more about David, please visit www.davidowenhastings.com or [@davidowenhastings on Instagram](https://www.instagram.com/davidowenhastings).



Opportunity Quilt Drawing Takes Place This Month!



Well, the tickets have been sold and the stubs are in the jar, so it's time to select a winner! Be on hand at this month's meeting to learn who is the winner of our 2024 Opportunity Quilt, Fête des Fleurs. Best of luck to all who have entered, and the guild thanks you for your participation this year!

Sue Bennorth



OCTOBER PROGRAM - PHILANTHROPY SEW-IN

This is the meeting where we get to sew for a great cause - Meals-on-Wheels - and have a lot of fun getting to know others sewing with us. Our goal is to make at least 80 placemats to donate to Meals-on-Wheels, who will give deliver them to clients during the Christmas season. This may be the only Christmas present some of these shut-ins receive; it will let them know that they are not forgotten.

I will start setting up the tables at noon - you can come anytime after that and start sewing before the meeting starts.

WHAT TO BRING

sewing machine with 1/4" foot

thread - red or green would be great for the binding

scissors, rotary cutter, seam ripper

pins

OPTIONAL

small cutting mat and ruler

small iron and mat



WHAT IS SUPPLIED

the placemat kit - at least 1 for everyone!!!! :)

Ironing boards and irons

cutting tables with mats and rulers

electric extension boxes

Marilyn Carnes (Roseway@cox.net)


KALEIDOSCOPE QUILT GUILD

TREASURER'S REPORT

SEPTEMBER 2024



Balance, September 1, 2024		\$15,498.66
<i>Includes Petty Cash</i>	<i>\$100.00</i>	
<i>Includes Prior Workshop Deposits</i>	<i>\$160.00</i>	
Income		
Memberships	\$12.50	
Guests	\$15.00	
Opportunity Quilt	\$523.00	
Workshops	\$40.00	
Total Income		\$590.50
Expenses		
Check #2260 J. McLeod - September Program	-\$550.00	
Check #2261 LGMTA - August Rent	-\$100.00	
Check #2263 P. Gailband - Retreat Supplies	-\$55.00	
Check #2264 J. Shepard - Retreat Supplies	-\$35.66	
Total Expenses		-\$740.66
Balance, September 30, 2024		\$15,348.50



October Birthdays

Stephen Garcia	10/6
Linda Torgerson	10/9
Trudy Ooms	10/13
Deb Sherell	10/13
Ruth Jones	10/19
Peggy Couvrette	10/28
Sue Bennorth	10/29



Let's welcome our newest member to our guild, Marty Ornish!



Refreshments this month:

Snacks:

Janelle Hickey
Linda Simpson

Beverages:

Karen Brixner

Local Quilt Shops

Rosie's Calico Cupboard
7151 El Cajon Blvd.
San Diego, CA 92115
619-697-5758

Sew Hut
4226 Balboa Ave.
San Diego, CA 92117
858-273-1377

Cozy Creative Center
756 Jamacha Rd.
El Cajon, CA 92019
619-670-0652

Paradise Sewing
13242 Poway Rd.
Poway, CA 92064
858-679-9808

My Happy Place
2405 Main St. #4
Ramona, CA 92065
760-654-3060

Quilt In A Day
1955 Diamond St.
San Marcos, CA 92078
760-591-0929

Grand Country Quilts
801 Grand Ave, Ste. 102
San Marcos, CA 92078
760-471-1114

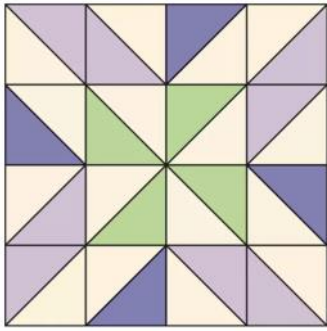
Inspirations Quilt Shop
27350 Valley Center Rd., Ste B
Valley Center, CA 92082
760-751-9400

Quilter's Paradise
304 Enterprise St, Ste. E
Escondido, CA 92029
760-738-9677

Sewing Machines Plus
713 Center Dr.
San Marcos, CA 92069
760-739-8222

Quilter's Cottage
131 E. Fig St.,
Ste. #6
Fallbrook, CA
92028
760-723-3060





COMING SOON

Classified Ads

Are you looking to part with something sewing related? Perhaps you know of someone who is. If you would like to have something posted here you can send your article to me and a picture of the item if possible, along with your asking price (make sure to mention the best way to contact you). The cost is free. Send your article to:

kaleidoscopenewsletter01@gmail.com

FOR YOUR INFORMATION


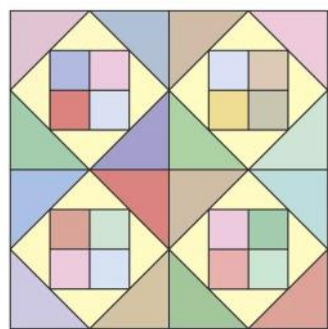
The Following Quilt Shops offer Classes

Check out their Website

<https://www.sewhut.com/classes.htm>

<https://www.cozycreativecenter.com/classes.htm>

<https://www.paradisesewing.com/>



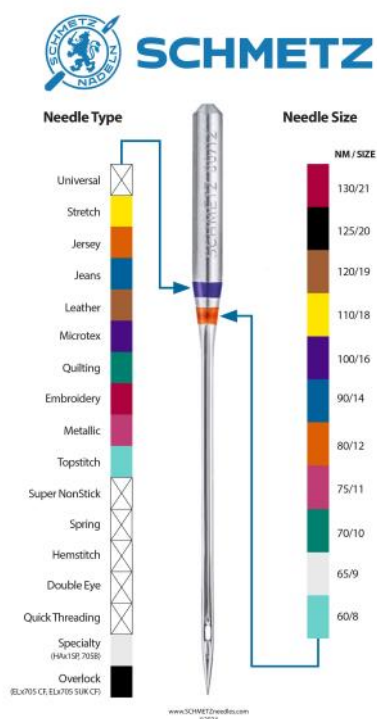
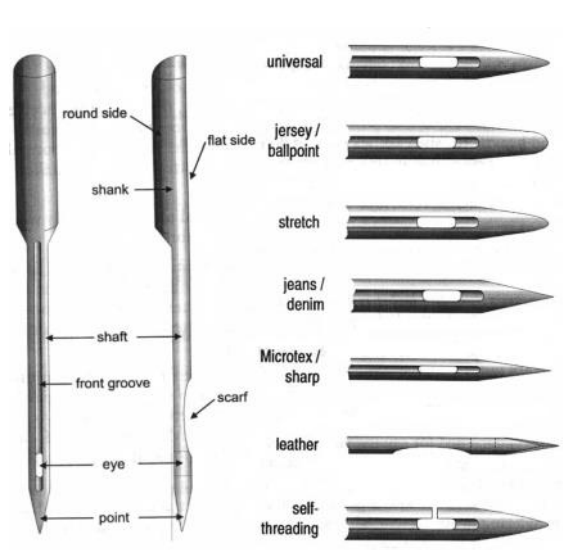
Free Quilt Patterns


<https://www.rileyblakedesigns.com/free-quilt-patterns>

FOR YOUR INFORMATION

Sewing Machine Needles

Diameter	American size	International size	Fabric types
0.60 mm (0.024 in)	8	60	Very fine fabrics (silk, chiffon, organza, voile, lace)
0.65 mm (0.026 in)	9	65	
0.70 mm (0.028 in)	10	70	
0.75 mm (0.030 in)	11	75	Light weight fabrics (cotton, heavier silks, synthetics, spandex, lycra)
0.80 mm (0.031 in)	12	80	
0.90 mm (0.035 in)	14	90	Medium weight fabrics (velvet, fine corduroy, linen, muslin, tricot, knits, fleece)
1.00 mm (0.039 in)	16	100	Heavy weight fabrics (denim, leather, canvas, suiting)
1.10 mm (0.043 in)	18	110	Very heavy weight fabrics (heavy denim, upholstery fabric, faux fur)
1.20 mm (0.047 in)	19	120	
1.25 mm (0.049 in)	20	125	Extra heavy fabrics
1.30 mm (0.051 in)	21	130	





Block of the Month

I thought I would try something new. Every month I will include a block of the month. Pick a theme and choose which blocks you want to make. I will post the Finishing Instructions after 16 blocks, but you should make 16 blocks that appeal to you. These are by Riley Blake Designs and are available free online. The difference here is that every month I will be choosing blocks from different years. The size of the blocks are 10" x 10" finished.

This month's Block of the Month is the
Pinwheel Star Block

<https://www.rileyblakedesigns.com/assets/images/sewalongs/RBDBlockChallenge/2021/PinwheelStarBlock.pdf>

Quilting is creative: "Quilting is painting with needles" and "Every quilter has a masterpiece within".

If you have any questions or comments regarding the content of the newsletter please contact me at

kaleidoscopenewsletter01@gmail.com

