



Southern Oregon Decorative Artists

www.southernoregondesignartists.com

Club Newsletter
Volume 3 Issue 3

May & June 2025

President's Message

Paint with a happy heart!

That's the short and sweet message from our president Kellie Pomeroy.

Kellie is recovering from a serious medical issue, so while her message is brief she wants to send her best to everyone.

Please keep Kellie in your thoughts and prayers, and we wish her a speedy and full recovery.



Today I read that butterflies
rest when it rains because it
damages their wings.

It's okay to rest during the storms
of life.

You'll fly again when it's over.



THERE ARE ONLY
TWO OCCASIONS
WHEN I BUY
CRAFT
SUPPLIES.....

1. WHEN I
NEED THEM.

2. WHEN
I DON'T!

heartfelt *Art from the heart*



**DON'T LET ANYBODY
STEAL YOUR SHINE.**



PURPLECLOVER.COM

July Seminar with Marco Aguilar

Marco Aguilar will be teaching a two-day, in-person seminar on July 26 & 27. The projects he will be teaching are pictured here, Tropical Sunset & Painted Pony.

Please check the club website for more information and registration details which will be coming soon. Marco is a wonderful teacher, so make sure you don't miss this seminar!



Marco Aguilar
July 26 & 27



Don't Be Afraid to Ask for Help

Karen Swingley painted this lovely piece as one of our Bunco party favors.

During the painting process she needed some advice about how to enhance the main design so she sent an email to the design's creator Maxine Thomas. Maxine replied to Karen's questions with a couple of ideas to complete the design and you can see that the final product came out great!

Thank you, Karen, for sharing this with us!

Art washes away
from the soul
the dust of
everyday life.
PICASSO

**I AM JUST A GIRL
STANDING IN HER
CRAFT ROOM,
WISHING SHE COULD
FIND HER SCISSORS.**

May Club Project



Lois Robinson will be teaching this sweet floral fabric bag. Lois will supply pattern packets for everyone and no prep is needed except to wash the bag without using any fabric softener. Placing a cardboard or other hard surface inside your bag will make it easier to paint on.

The paints Lois used are:

Alizerin Crimson, Crimson Tide, Boysenberry Pink, Yellow Light, Hauser Dark Green, Eucalyptus Leaf, Sea Glass, and Forest Green.

Lois used a Robert Simmons #6 scrubbie brush. If you don't have some of the paints listed, just bring colors you like.

Also bring your regular painting supplies.



Bunco Party News

Hey Ladies! How are you doing with your raffle baskets and painted items we will need for our Bunco party? Remember, if you let me know what theme your basket will be, I may be able to help you fill it.

We are down to five months to go!

We will chat at the next group meeting about job assignments for the actual day of the Bunco party.

This is our only fundraising activity and we really need everyone to participate.

Thank you!

Kathy Prewitt

a Pennsylvania man is suing Smart Water for not making him smart, I would like to formally announce my lawsuit against Thin Mints...



Someone said "30 years ago", and my mind went to the 1970s, but they meant 1995, and now I need to lie down.



April Club Meeting



Everyone had an enjoyable time painting with Kathy at our April club meeting. We painted a cute holiday cannister with candy canes, holly and lettering.
Thank you, Kathy, for a fun and educational class!

Tips for Proper Paint Consistency

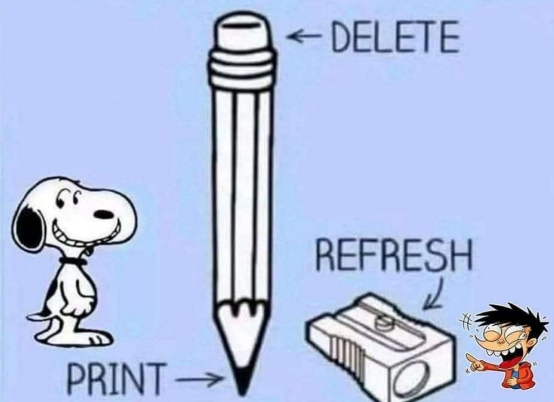
No matter what medium you choose, oil, acrylic or watercolor, controlling the consistency of your paint is crucial for quality work.

Paint is seldom at optimum consistency right out of the bottle or tube. The paint must be continually altered with water or mediums throughout the painting process to give peak performance.

Learn to recognize improper consistency signs: Paint that skips or leaves rough edges may need to be thinned to promote flow. Paint that spreads too fast or needs too many coats to obtain the desired color probably could be thicker. Proper consistency for each task allows your brush to work for you.

Just as we learn to experiment with our brushes, taking time to experiment with the consistency of your paint is time well spent. After a little time you will be able to feel when the consistency is right for you!

WHEN I WAS A KID, THIS WAS MY COMPUTER:



	<p>Doug Fredrickson Owner</p> <p>503-653-8266 16085 S.E. Webster Road, Milwaukie, Or. 97267</p> <p>pinecraftinc@yahoo.com www.pinecraftinc.com Hours: 7:00 am to 3:00 pm PT</p>

Treasure Boxes for Shriners Hospital for Children



Pictured here are some of the painted Treasure Boxes that have been recently turned in. Thank you to everyone who has contributed to this on-going charitable cause. The boxes are donated to Shriners Hospital in Portland to be used by the patients to keep their treasures in during their hospital stay.

Please see Karen Swingley to check out a box or two to paint.



May

Claudia
Lois


June

Cindy
Kathy

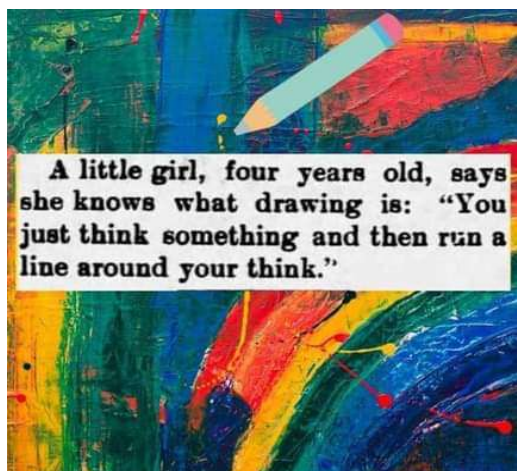
Newsletter Deadline

The deadline for submission of materials to be included in the July & August newsletter is June 15.

Please notify the newsletter editor by email:
karen7101@hotmail.com



The Medieval mason responsible for this certainly possessed a delightful sense of humor. (Abbey of Sainte Foy, Conques, France, circa 1050 AD)



A little girl, four years old, says she knows what drawing is: "You just think something and then run a line around your think."

Southern Oregon Decorative Artists Meeting Location - Live Oak Grange

120 Gardiner St., Rogue River, Oregon
The Live Oak Grange is at the northeast corner of Gardiner & Arbor Streets.

Parking is on both Gardiner & Arbor Streets.

We hope to see you there!