



Siskiyou Decorative Artists

Southern Oregon Chapter
Society of Decorative Painters

Volume 28 Issue 3

siskiyoudecorativeartists.com

2021



A Message From Your President

Happy Spring to each of you. Our area is blooming and being outside is a such a treat. We even had our last Board meeting in a park. I got so giddy I actually did a spring cleaning of my studio. Well I hope that feeling doesn't happen again for years.

Our chapter, as far as I know, is on the cutting edge. An in-person, real life, seminar this month with Rosemary West is truly exciting and I don't see any other chapters having in person seminars. A first step towards normalcy? We can only hope. Kathy Prewitt has done a remarkable job of making this seminar as fun, efficient and as safe as possible for everyone. No easy task, let me assure you. Your Board has been working over the winter to try to make this year fun for everyone and we have been meeting on a regular basis on Zoom. Now that was a unique experience, but it got the job done.


We **also** hope to resume our raffles, and possibly Bunco, which supplies much of the funding for our wonderful seminars. You will see an article about having a "Freedom Rumble" (formerly the Rudolph Rumble until we changed it to summer time). We remain cautiously optimistic. This pandemic has certainly taught us to be flexible. Please help your chapter, and friends, by using good sense when it comes to your health. Get your vaccines, wear a mask, keep your distance and frequently use the provided hand sanitizer. **If you don't feel well, stay at home. We will see you next time.**

(Cont'd on page 2)

(cont'd from page 1)

We are very happy to resume our regular monthly meetings with the exception of June. Because Rogue River has a yearly Rooster Crow, the Grange is booked and we were not able to find a convenient time for our weekend meeting. We have already booked meetings for the rest of the year. Upcoming meetings feature, among other things, fabric painting, a faux leather class, a mandella class with surface provided, and another seminar (with Chris Thornton). Check our Facebook page and/or the website for projects and photos. Karen Damerow does a dandy job of keeping you apprised of our activities. Please come. It will be so good to see you in living color.

Kellie



Upcoming Chapter Projects

May 22, 2021

RURAL OREGON

Fabric painting pattern designed by Phyllis Maurer (Patterns are two sizes 11x17 and 8.5 x 12—can be resized to fit your surface)

SUPPLIES:

White or pastel shirt. Prewashed, no softener.
(Can be found at Hobby Lobby)

Plastic covered cardboard-17"x 20" minimum.

BRUSHES: (Fabric brushes are stiffer)

#12 flat-Robert Simmons #431B

Liner

#8 Scrubber Robert Simmons #431R

#6 Round-Robert Simmons #431R (I painted
most of the project with this brush)

iron on pencil (in the fabric section)

Marvy Fabric Marker (I like a finer tip for outlining) - can be found at Hobby Lobby.

PAINT;

Black, White, Cad Yellow, Lemon Yellow, Honey Brown, Tomato Red, Tangelo Orange, Burnt Umber, Sapphire, Hauser Lite, Hauser Medium, Hauser Dark.

Instructions:

Using iron on pencil trace over all lines of pattern you wish to transfer to shirt. Don't trace over shading lines or dotted lines. One line for each post should be enough. (I believe pattern must be put on backwards if using this method)

Transfer pattern to shirt using hot iron according to instructions given with iron- on pencil. Insert cardboard into shirt and secure with masking tape be sure fabric is secure so it won't move while you are painting on it.

(Optional way to transfer pattern) If you can see through the fabric of your shirt, you can secure the pattern and the shirt together on the cardboard and trace the outline with your Marvy marker. Then remove the pattern for further reference.

Editor's Notes: Lois will hand out patterns at the April Seminar and if you are not attending Seminar—Call Lois (541-846-9341) and she will mail pattern to you. Lois has the iron pencils you can ask her about and will have fabric medium at the chapter meeting. The pattern size is 15 x 17. You can paint this on any surface of your choice and can adjust pattern to fit your surface, you can also use regular paints if your surface will not be washed in washing machine. If you have any questions feel free to call or e-mail Lois at: loisncatsnart@gmail.com. **No Chapter meeting in June.**



A Note from the Foundation to SDP Chapters

Sometimes the most obvious things are overlooked!

Some basic things you just need to know about the IMSDP Foundation:

The Jewel program has been discontinued. Though it was beautifully designed, it simply did not generate donations to preserve the collection.

Going forward IMSDP will be referred to as “The Foundation” for short! The Foundation will operate as what it is—a non-profit. A non-profit dedicated to the preservation of over 800 objects housed in the collection.

Fundraising will operate as any other non-profit with an Annual Campaign (direct “ask”) for donations.

No donation is too small. If ever member of SDP gave \$25, the future of the collection could be secured.

The Board of Trustees for the Foundation is dedicated and committed to the preservation of the collection for the future. If you are unclear on any aspect of the Foundation or the collection, please reach out to a Foundation Trustee. We are here to serve and anxious to reassure, explain and preserve the collection.

WE have been gifted with an astonishing collection of art and memories. The collection is a part of every one of us. We all look forward, with your help, to sharing this treasure for generations to come!

Thank you!

“The Foundation” Board

Note: This email was sent to our most recent email list of chapter presidents and treasurers. If you would like to share this with your newsletter editor, other officers, or chapter members, feel free to do so!

== == == == == == == == == == ==
		This is what I wish for you...		
		Laughter to kiss your lips, Beauty for your eyes to see,		
		Sunsets to warm your heart, Rainbows to follow the clouds,		
		Flowers to color your world, Smiles when sadness invades,		
		Hugs when spirits sag, Comfort on difficult days, Faith so that		
		you can believe, Confidence for when you doubt, Patience to		
		accept the truth, Courage to know yourself and Love to complete		
		your life.		
== == == == == == == == == == ==

OMG Our seminar with Rosemary West is really going to happen. In spite of the changes we have to make to be Covid safe it is going to be a fun time for all. A few reminders for all those attending:

1. Masks will be required at the seminar. We will social distance the tables so when you are seated and painting you will not need to wear your mask but when you are up walking around you need your mask on.

2. Saturday am the doors to the Grange will be locked until 8am to give the set-up crew time to do their thing. The Grange assured us that they do a major cleaning between each event but our crew will be wiping down counters and door knobs etc Saturday and Sunday am. We will have chairs spaced out in the large room. You need to set your table up with an empty chair. Do not move the chairs from their spot as we will have measured out the necessary spacing. Out of towners- we will have tables for you no need to bring your own. Grange doors will open on Sunday at 8:30.

3. You are to bring your own card table or smallish table. We will use the chairs at the grange.

4. We will supply garbage bags for each table. You are to take home all the garbage you generate that day including your lunch garbage. We will have plenty of bags. Please bring tape to affix bags to your table.

5. We will not be having our usual spread of ten million calories of snacks. If you want snacks for yourself during the day please bring from home.

6. You will be given a small bottle of hand sanitizer. If you use it all up on Saturday please refill it at home and bring it for use on Sunday.

7. We will be having a raffle. There will be a drop off table for you to place your donations. The raffle person will wipe each item down and move it to the "clean" table. The rule when picking out your raffle prize will be don't touch anything except the item you want.

8. Rosemary will be bringing packets and some of the filberts she likes to use. We will have tables set up in the small room. Please stop at the hand sanitizer station prior to shopping. The "store" will be open for browsing by lunchtime on Saturday.

9. We will be ordering individually packed lunches for you. Lunch will be eaten at our painting tables.

10. You each will be given little paint cubbies for your table. Do not panic when you see how small they are. Chroma paint goes a long way and much of what we are doing will be dry brushing. We will have enough to send you home with enough paint to finish your projects. Also quite a few of us have Chroma paint at home We will make sure you are not stranded and unable to finish your project. (Continued on page 6)

11. Bring your own coffee mugs. We will have coffee and hot water available in the kitchen. Sugar and creamer will be in individual packets. Please stop at the hand sanitizer station before going in the kitchen.

12. Please sign the disclaimer form in this newsletter and bring with you to the seminar

See this is not going to be hard. Just a few extra steps taken to insure our safety. Looking forward to seeing you all there. Kathy Prewitt

Disclaimer Form

Siskiyou Decorative Artist 4/24&25 Seminar with Rosemary Reynolds

We are happy to bring you this long-awaited seminar. The last year has brought many changes and this form is just another new thing.

This form is an affirmation that you understand the Covid risks and take personal responsibility for the same. You agree to hold harmless the Live Oak Grange and Siskiyou Decorative Artists' Board and members for any illness as a result of attending this seminar.

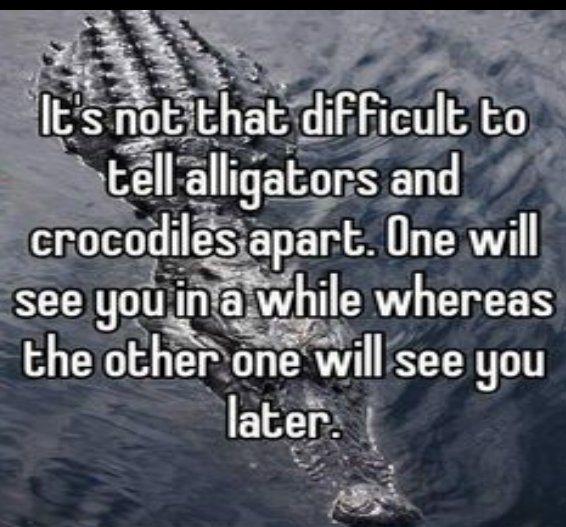
Signature _____

Date _____

PLEASE SIGN AND BRING THIS FORM TO THE SEMINAR WITH YOU. IF YOU HAVE ANY QUESTIONS ABOUT THIS FORM, PLEASE CALL ME, KATHY PREWITT 541-479-0337.

We're all brave in our own way. For example, I am not afraid of raw cookie dough.

hello lovely studio



BUNCO - MAYBE / MAYBE NOT

That is exactly where we are at when we are talking about our annual Bunco fundraiser. I think we all feel as if we are on a edge of a new beginning regarding our lives with COVID-19. We are all praying for this to be over and hoping that time is just around the corner.

My prayer is that we are close. However, there are still too many restrictions in place and too many risks for ourselves and guests to have 125 people in such close quarters for any amount of time.

So, maybe/maybe not is our current state. Yet we need to continue planning in the event it's a go. It is my wish that a final decision can be made by August. In the mean time keep planning your gift baskets and painting your goodies just in case. We'll keep you posted.


LET FREEDOM RING!

This freedom comes to you at the August 28th Chapter meeting. The freedom will be in cleaning out your stash for our Freedom Rumble. Anything painting related such as surfaces, tools, patterns, etc.

Bring it all and then everyone will have a chance to bid using their points as cash. If you're new to this, we use your points as "cash" but it is more like Monopoly money. You will not actually loose your points it's just for fun. If you're new and don't have any points don't worry, we've got you covered.

Come prepared to share your stash with others but remember you will be tempted to bid on other goodies. Be prepared to take a haul of goodies home too. Reminder, just like a good camper, whatever you bring in but doesn't find a good home is going back home with you. Including empty boxes.

Any questions please contact any Board member.






Claudia Plankenhorn

Lois Robinson



Kathy Prewitt



Siskiyou Decorative Artists

Meeting Location

Live Oak Grange

120 Gardiner St.

Rogue River, Or. 97537

The Live Oak Grange Building is at the Northeast corner of Gardiner St. and Arbor St. Parking is on both Gardiner and Arbor Streets. Hope to see you there.

NEWSLETTER DEADLINE

The deadline for submission of materials to be included in the July/August issue is June 15th.

Please notify the editor by e-mail: artsy-claud@gmail.com. Thank you.

