



Southern Oregon Decorative Artists

www.southernoregondesignartists.com

Club Newsletter
Volume 3 Issue 2

March & April 2025

President's Message

Winter! I used to dread you. Then I discovered painting and found a whole season I could stay inside and paint and no one would think I was an eccentric hermit. Every season has its own attractions and distractions.

Spring. Think thinning out my painting stash and reorganizing books and packets I had just thrown into a pile. Some cleaning and dusting and clearing out of cobwebs. It felt so good to organize and be able to find things again. I was finding my way outside, starting a garden, planting flowers in pots.

Summer was often travel, but hot days at home would put a brush in my hand in the air conditioning.

Fall is my favorite season. Such beautiful natural colors. Great holidays.

So bottom line, find a way to enjoy every season. They come and go so fast. Let the colors of the season inspire your next painting project. The more you paint, the more you will want to paint. Be sure to come paint with your friends who share the same passion.

Kellie Pomeroy

July Seminar with Marco Aguilar

Ladies, please take note that our seminar this year will be with Marco Aguilar.

Mark your calendar for July 26 & 27. However, before that we have to choose the projects and we have many to choose from. Please make sure to attend the February club meeting so you can have a voice in selecting the projects we will paint in the seminar

See you soon!

Julie

I might use up all my craft
supplies in 2025.

I might win the lottery.




The odds are about the same.

Upcoming Club Projects

March Project

Taught by Dottie Bishop with permission
from designer Arlene Linton



April Project

Designed by Debbie Cushing and
Taught by Kathy Prewitt



Please check the club website for prep instructions and line drawings.

Membership Notes from Kathryn

The 2025 membership list was emailed to all members in January. If you did not get it, please check your junk or scam mail.

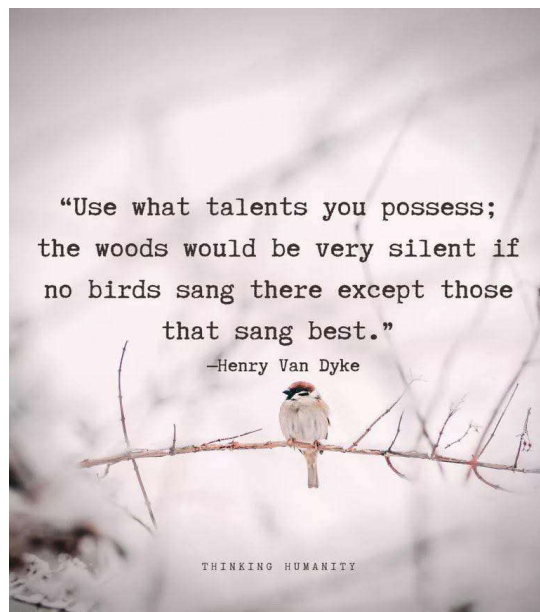
Make sure you get the new nametag form. You may use your own design when painting it, just make sure your name is large enough to read. No need to include our club name on your tag.

If you have any changes in health or emergency contacts, please make these changes on your emergency card at your next meeting.

Thank you!

"Use what talents you possess;
the woods would be very silent if
no birds sang there except those
that sang best."

—Henry Van Dyke



THINKING HUMANITY



February Club Meeting

The SODA board decided to get a start on Bunco painting by designating the February club meeting to get you inspired. We will be painting the 8 inch signs that will be our gift to each Bunco party guest. Most of you have already picked up some of the surfaces to paint, but we need at least 88 painted surfaces. There will be more available at the February club meeting.

The surfaces are free of charge to you because they were purchased by SODA for our Bunco party and fundraiser. If some of you have already started to paint yours, please bring them to paint at the February club meeting. You don't need to paint this project at the meeting if you have another design in mind. Paint whatever you prefer. However, if a few of you are stuck as to a project, I will take advantage of Judy Diephouse's generous offer and teach a stroke work design of hers, pictured above. I will send out an email which will include the line drawing, paint list and prep instructions. Please don't feel you have to paint this particular project. We would love to see how you decided to dazzle our Bunco party guests.

Kellie



March

Jan Voester

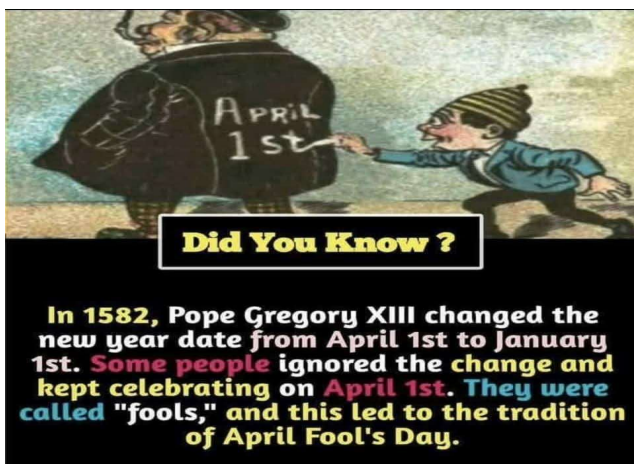
April

Barbara Stuckley

Brenda Schock

Marilyn Lopes

Vonnie Carter





Bunco Party News

Hey Ladies, it's time to talk about Bunco! This year we are going to add two more tables, bringing our guest number to 88. The added number of guests will bring in \$240 more in ticket sales plus whatever these guests will spend at the sales table and on raffle tickets. This event is our major source of income that keeps this club alive. We need 100% participation from our members to make it a success!

Judi is in charge of the party favors again this year. She will have blanks and some patterns for inspiration at the club meetings.

Karen Swingley is in charge of the door prizes this year. Our goal is to have 40 door prizes. Karen will have a variety of wood pieces for you to pick from at the club meetings.

When we first started holding our Bunco parties, we had 50 painted items/baskets for the raffle. This year we are going to scale back a bit and shoot for 45. I have included a list of basket ideas and suggestions for ingredients for each. LuAnn picked up some great baskets from a Harry & David sale, so you don't need to supply your own basket.

We have 7 months to accomplish this goal. Pick a theme and start collecting stuff for it. I have a lot of things that can be added to baskets so if you let me know what your theme is I may be able to supply some of the ingredients. Each basket needs to have a painted item included also.

And as always we NEED to have all hands on deck to pull off this event! We have a job for everyone!

Kathy Prewitt

Raffle Basket Ideas & Suggestions

Tea Basket - mugs, variety of teas, pkg of cookies, pretty paper napkins, tea cozy, tea pot, painted sign or coasters

Coffee Basket - mugs, variety of coffees, flavored syrups, pkg of cookies, painted sign or coasters

Cocoa Basket - mugs, cocoa mixes, marshmallows, peppermint stir sticks, pkg of cookies, painted coasters

Cookie Basket - cookie pan, spatula, Betty Crocker cookie packets, sprinkles, Christmas dish towel, Christmas cookie cutters, pot holders, painted item

Movie Night - munchies for tv watching, movies, blanket throw, painted item

Save the Bees - book about bees, list of plants bees like, seed packets, trowel, jar of honey, painted item

Bird Basket - birdhouse, bird seed, bird feeder, book on birds, painted item

Garden Basket - trowel, seed packets, bulbs, painted pots, kneeling pad, gardening gloves

Christmas Basket - dish towels, painted soap dispenser, cookie packets, Christmas cookie cutters, set of 4 painted Christmas cards

Rogue Valley Basket - bottle of wine, wine glasses, Rogue Valley map, painted item, jars of jam, local fruit

Fall Basket - fall themed paper plates & napkins, pumpkin bread mix, apple cider packets, fall do-dads and painted item

Winter Basket - couple of pretty soup bowls, soup packets, crackers, winter paper napkins winter do-dads and painted item

Spa Basket - lotions, candles, bath bombs, soaps scrunchy scrubber

BBQ Basket - plastic table cloth, paper plates & napkins, red solo cups, BBQ sauce, citronella candle, spatula & tongs, recipe cards, painted item

Halloween Basket

Spring Basket

Chicken Themed Basket

Oregon Ducks or Beavers Basket

Southern Oregon Decorative Artists Meeting Location - Live Oak Grange

120 Gardiner St., Rogue River, Oregon

The Live Oak Grange is at the northeast corner of Gardiner & Arbor Streets. Parking is on both Gardiner & Arbor Streets.

We hope to see you there!