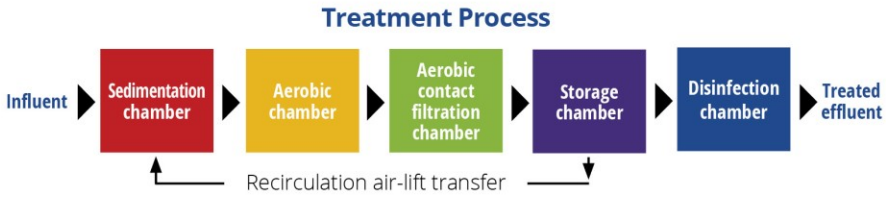
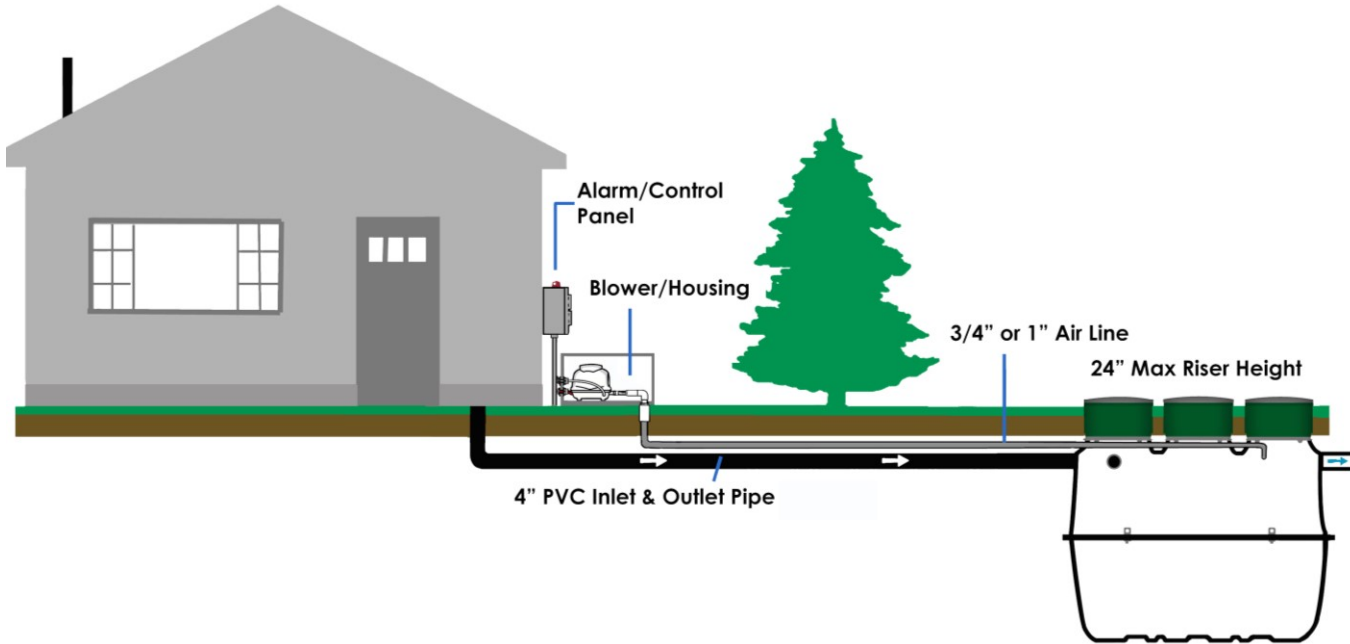


- ### Fuji Clean Advantages
- Over 2 million installed systems worldwide
 - 1-tank system - no septic tank necessary
 - No moving parts in tank
 - Built-in equalization - levels variable inflow
 - NSF 40 and 40/245 certified
 - TN removal to 70+% with CEN models
 - Phosphorous reduction technology
 - Smallest footprint vs. competitors
 - Lowest power use vs. competitors
 - Lightweight tank - easy installation
 - Quick and easy O&M - no mess
 - Rapid startup and restart for seasonal homes



Design Specification Table	CE Series BOD, TSS, TN*							CEN Series BOD, TSS, Enhanced TN				
	CE5	CE7	CE10	CE14	CE21	CE30	CE6KG	CEN5	CEN7	CEN10	CEN14	CEN21
Model:	CE5	CE7	CE10	CE14	CE21	CE30	CE6KG	CEN5	CEN7	CEN10	CEN14	CEN21
Load Hydraulic (GPD)	500	700	900	1,000	1,900	2,700	6,000	500	700	1,000	1,350	1,900
Effluent (assumes domestic strength influent):												
BOD – Effluent (mg/L)	10-20	10-20	10-20	10-20	10-20	10-20	10-20	10	10	10	10	10
BOD (Removal Lbs./Day)	.52	.73	1.04	1.46	2.08	3.12	6.93	.69	.97	1.38	1.86	2.9
TSS (mg/L)	10-20	10-20	10-20	10-20	10-20	10-20	10-20	10	10	10	10	10
TN (mg/L)	10-20	10-20	10-20	10-20	10-20	10-20	10-20	10	10	10	10	10
Blower Detail:												
Blower Model	80RII	80RII	100RII	150RII	200RII	150RII (2)	200RII (4)	80RII	100RII	150RII	200RII	150RII (2)
Normal Pressure (kPa)	15	15	18	20	20	20	20	15	18	20	20	20
CFM; L/Min	2.8 CFM 80 L/MIN	2.8 CFM 80 L/MIN	3.5 CFM 100 L/MIN	5.3 CFM 150 L/MIN	7.0 CFM 200 L/MIN	11.0 CFM 300 L/MIN	28.0 CFM 800 L/MIN	2.8 CFM 80 L/MIN	3.5 CFM 100L/MIN	5.3 CFM 150 L/MIN	7.0 CFM 200 L/MIN	11.0 CFM 300 L/MIN
Power Use (kWh/day)	1.2	1.2	1.7	2.7	3.7	5.4	14.8	1.2	1.7	2.7	3.7	5.4
Weight (lbs.)	11	11	11	13	13	13 x 2	13 x 4	11	11	13	13	13 x 2
Outlet Diameter OD-inches)	0.70	0.70	0.70	1.0	1.0	1.0 x 2	1.0 x 4	0.70	0.70	1.0	1.0	1.0 x 2
Tank Detail:												
Material	Fibre-reinforced plastic							Fibre-reinforced plastic				
Height (inches)	61.8	65.7	73.6	77.4	81.3	87.2	87.2	65.7	73.6	77.4	81.3	87.2
Length (inches)	85	95.7	98.8	118.9	152.8	183.7	434.7	95.7	98.8	118.9	152.8	183.7
Width (inches)	43.7	49.2	56.7	68.9	72.4	78.3	115.3	49.2	56.7	68.9	72.4	78.3
Weight (lbs.)	397	463	705	926	1,168	1,543	2,900	463	705	926	1,168	1,543
Inlet Invert (inches)	49	53	61	62	65	71	67	53	61	62	65	71
Outlet Invert (inches)	47	51	59	59.5	63	69	64	51	59	59.5	63	69
Access Ports (number)	3	3	3	3	3	3	7	3	3	3	3	3
Access Port Diameter (inches)	3@20"	2@20" 1@24"	2@20" 1@24"	2@20" 1@24"	2@20" 1@24"	2@20" 1@24"	4@24"x24" 3@24"x48"	2@20" 1@24"	2@20" 1@24"	2@20" 1@24"	2@20" 1@24"	2@20" 1@24"
Volume Total (gallons)	545	749	1,069	1,498	2,252	3,199	7,267	749	1,069	1,498	2,252	3,199

* TN removal for CE systems based on field testing. Contact Fuji Clean USA for details.

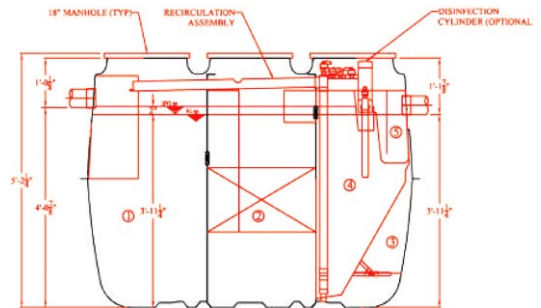


Construction notes

- Preceding septic tank not required
- All at-grade access port covers can withstand body weight
- Excessive loads require H-20 engineering
- Maximum riser height: 24 inches
- Power supply required: 120v, 60Hz.
- Standard air line distance: up to 100 ft. and (5) 90° turns
- Soil bearing power: equal or more than 1200 lbs./ft²
- Backfill with suitable flowable material such as sand
- Divert water softener backwash directly to drainfield
- Use recommended uplift restraint in high groundwater sites
- Installer responsibilities include:
 - Excavation and related work
 - Inflow, effluent and air line pipes and connection work
 - Electrical connections to panel and blower
 - (As needed) air vent and connection work
 - Fresh water to required level in tank

Technical Materials Available:

- H-20 specifications
- Uplift restrain specifications
- Process science details
- Project engineering support
- Structural tank strength
- Effluent flow rate reports



Structural drawings & tank details available for all models

EarthTech, Inc.
P.O. Box 73
Vilonia, AR 72173

Robert Goff: 501-472-1624

Fuji Clean Panel Features	Controller A*	Controller C
NEMA 4K Enclosure	X	X
Three 120 Volt AC Breakers (Compressor, Alarm, Aux. Pump)	X	X
Alarm/Test/Normal/Silence Switch	X	X
Low Pressure Alarm Switch	X	X
Communication Contacts		X
Elapsed Time Meter		X
Timed Dosing, Data Logging, Current Sensor Switches	Available upon request	

*Standard with each system