



QUICK·STEP®

FLOOR DESIGNERS



2022 - 2023

LAMINATE

Muse:
looks like stone,
feels like home

Capture:
refined in
every detail

Soft luxe
and other
trends



**Your lifestyle,
your floor**



Carefree living starts in a home with high-performance floors. From mud trails after walking the dog to wine stains after an epic party with friends: your laminate floor is made to withstand the impact of life's excitement. Turn your home into a place of tranquillity with comfortable laminate that feels great to walk on.

Our refined, detailed designs are true to nature: whether you prefer a sleek stone look or the natural tranquillity of wood: our laminate is a strong foundation on which to build your home, thanks to our proven track record as leaders in the flooring industry. Whatever interior design style you're into: we've got the dream floor to suit every taste!

**READY TO FIND THE PERFECT MATCH?
START BROWSING!**

CONTENT



Start exploring

MUSE	P. 10
CAPTURE	P. 22
FIVE STEPS FOR A 100%-WATERTIGHT FINISH	P. 38
ON TOP OF THE TRENDS	P. 54
TOOLS TO HELP YOU CHOOSE	P. 68
TIPS & TRICKS	P. 70
COLLECTIONS	P. 94
ACCESSORIES	P. 122

Muse: stone tile collection marked by refinement

P. 10

Explore the magic behind Muse, the floor that looks like stone and feels like home.





Capture: plank collection marked by refinement

P. 22

Enjoy the realistic look and feel of wood in every corner of your home. Laminate never came closer to real wood.



Water? Whatever!

P. 32

Thanks to our Hydroseal technology, our laminate collections are 100% watertight.



CAPTURE AND MUSE COLLECTIONS



LAMINATE

Combining the best in
performance and beauty

SIG4763

Feel nature under your feet



DISCOVER THE
'SUPERIOR REFINED DESIGN'
COLLECTIONS **CAPTURE** AND **MUSE**

Natural look & feel

Our laminate collections offer a broad range of floors with true-to-nature colours and textures. We're always on the lookout for innovative and exciting combinations. From finding the perfect plank structure to carefully balancing colour and bevel: our collections guarantee beautiful laminate flooring to suit everyone's tastes – so you can build a home that is truly warm and welcoming.

Superior refined design

New and exciting combinations: that's what our Capture and Muse collections guarantee. The most refined, beautifully detailed laminate collections to date, these floors are almost indistinguishable from real wood or stone – but even more comfortable and high performing. This is laminate like you've never seen it before.



MUS5485

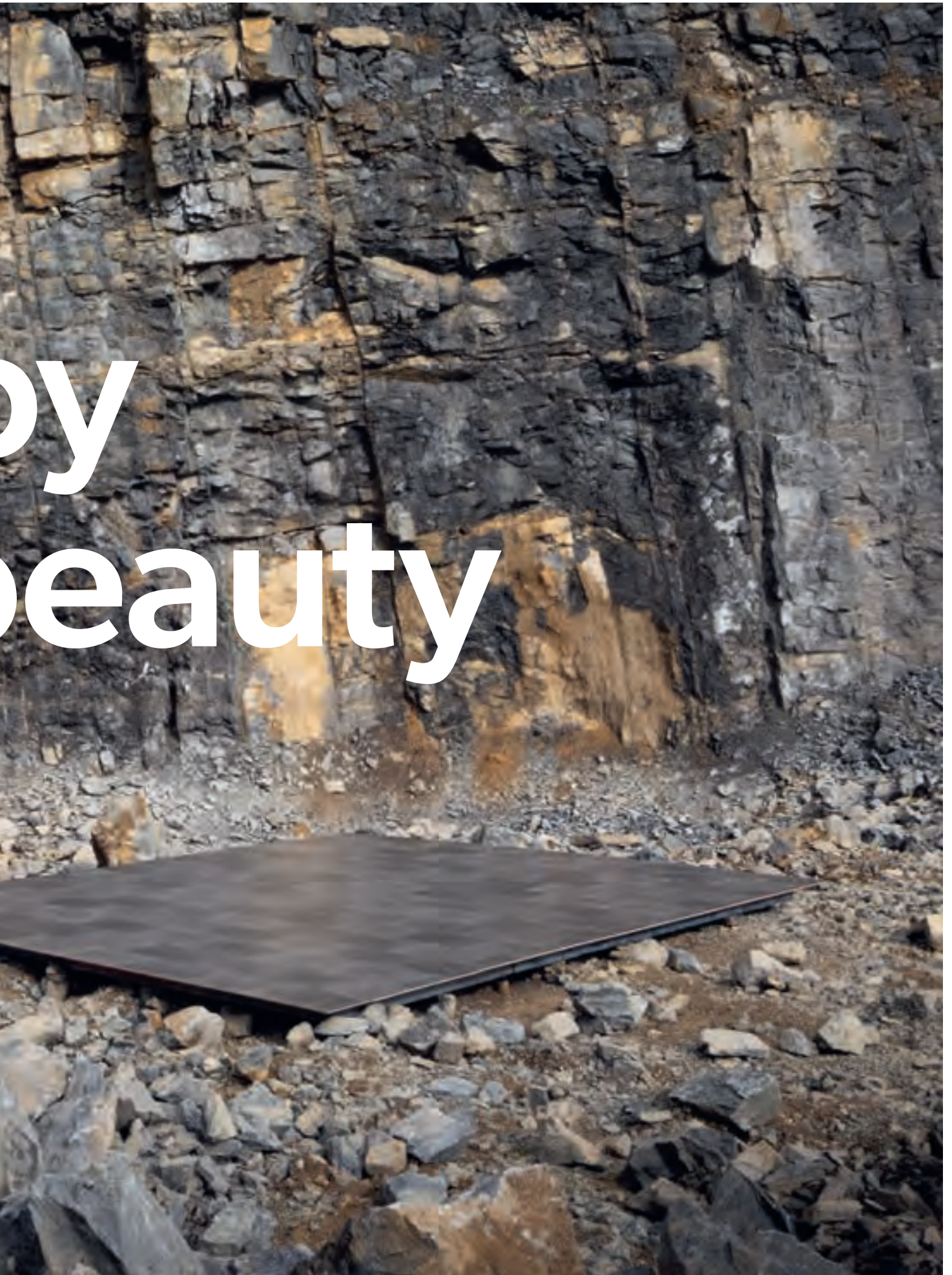
MUSE

Stone tile collection marked by refinement

Inspired by nature's beauty




Muse draws inspiration from natural stone and adds its own touch. Enjoy all the beauty of stone, with the warmth and comfort of home. It even has the right feel, thanks to its deep, perfectly matching surface structures. No laminate has ever come closer to real, natural stone.



Pushing the limits to create enduring beauty

THE MAGIC BEHIND MUSE





The blueprint: Belgian bluestone

Creating stunning floors all starts with the search for 'the perfect original'. For Muse, it was found in a Belgian bluestone quarry. Belgian bluestone originated over 400 million years ago, in what is now the Belgian Ardennes but was once a shallow tropical sea. Tiny pieces of chalk were deposited by the tides, building up over time to form massive layers of stone. That's also why Belgian bluestone contains a lot of shells and fossils, creating the unique pallet that forms the inspiration for this Muse floor.

Telling stories through structure

Stone tiles are always flat? Think again! Stone is incredibly versatile and can be finished in any number of ways. Muse contains a lot of structure – you can feel the fossils and shells shine through the decor. And the gloss variation adds an extra highlight.



Colouring outside the lines with new technology

With our new colour technology, we are able to emulate the original's contrast and intensity. The result? A perfect match between structure and design. Unreal!





MUSE
**Looks like stone,
feels like home**



MUSE

MUS5484

The sensational looks of stone


A floor that looks like stone but is warm to the touch. Impossible? Think again! Enjoy all the benefits of laminate, with the sensational looks of stone.

As stunning as natural stone



MUSE

MUS5492




Muse is laminate flooring like you've never seen before – down to the last detail. Our inspiration? The beauty of natural characteristics. With its deep surface structure, colour contrast and variation that runs all the way into the joints, Muse is the most realistic laminate stone tile you've ever seen.


And it's not just the tiles that offer variety. There are different options for installation as well! Choose the look you love: cross or half-stone installation.




Choose the look



cross installation



half-stone installation



MUSE

MUS5487

Worry-free floors



Scared about the impact of water, spills and scratches on your floor? Don't be! Quick-Step laminate can handle everything life throws at it – so you can relax and enjoy the beauty of your home.

Instant installation

Compared to ceramic floors, installing laminate is a breeze. Simply place your preferred underlay, click the – surprisingly light, yet strong – tiles together and you're good to go! And thanks to the watertight top layer and click, once your floor is installed, no water will be able to get through. You can install it anywhere, from bathrooms to hallways – or why not both?

MUS5490



MUSE

CAPTURE

MUS5488

SIG4766

Seamless finish thanks to
Paintable waterproof skirting - medium
Incizo profile



Mix & match

Not sure whether to choose tiles or planks? Why not combine them? Laminate allows you to think outside the box. Get creative and set off your favourite tiles with the perfect plank collection for a truly unique interior. Time to start making some fun combinations.

MORE MIX & MATCH INSPIRATION
ON P. 70

CAPTURE

Plank collection marked by refinement

Capturing nature's beauty



Capture infuses natural beauty in your interior, combined with all the comforts of laminate. Enjoy the realistic look and feel of wood in every knot, crack, grain and joint of your floor. This laminate collection comes closer to real wood than you ever thought possible.



y
Beauty

Pushing the limits to create enduring beauty

THE CREATION OF CAPTURE



The world is our inspiration

Quick-Step is one of the few flooring brands worldwide with an in-house research and design team, who draw inspiration from architecture, art, fashion and real life.



Based on perfect originals

Recreate and emulate the touch of real timber: that's our goal. To achieve this, our expert designers search high and low for 'perfect originals': pieces of wood that have the right look and feel to serve as a prototype for a laminate floor.



From ideas to detailed design

Once these 'perfect originals' are found, the experimenting starts. We treat them in-house with whatever finish is required to obtain a specific look. Next, we comprehensively scan the original piece of wood, including the design and colour, as well as the complete structure with all its characteristics. The result? A huge, virtual 3D model of each piece, which is then refined into a perfectly balanced design. By using our latest technologies we create refined floors, with extra depth on the surface and in the bevel, and realistic sharp edges along the cracks.

CAPTURE
**Refined in
every detail**



CAPTURE


SIG4763



Capture takes the calming elements and imperfect beauty of nature and brings them to your home. You've never experienced laminate like this: the colour and structure run all the way into the joints and wood grain, making Capture indistinguishable from real wood.



SIG4756



CAPTURE

SIG4764

Easy to clean

The unique watertight Hydroseal technology in combination with the Uniclic system fully closes the joints. Paired with the right accessories (Foamstrip, Hydrokit and Hydrostrip), these measures make your floor surface entirely watertight and prevent dirt and bacteria from settling. This means that laminate is easy to clean and can be installed anywhere, including bathrooms, kitchens and entrance halls.



Scratch & stain resistant

In a real home, everyone can be themselves, without a care in the world. A place where kids can play and grow. Where family and friends feel comfortable chatting with drinks and snacks. And where, inevitably, things will sometimes end up on the floor. Your Quick-Step floor will endure all such occasions and keep its shine, without scratches or stains. How? Thanks to its ultra-resistant top layer and strong core.

CAPTURE

SIG4750



SIG4750

Water? Whatever!



Wet shoes in the entrance hall? Kids playing in the bathroom? No problem! The unique Hydroseal technology protects the joints, making your floor surface entirely watertight and preventing dirt and bacteria from settling. The joints will remain as good as new – even if you clean your floor with water.



LAMINATE COMPETITOR

QUICK-STEP LAMINATE



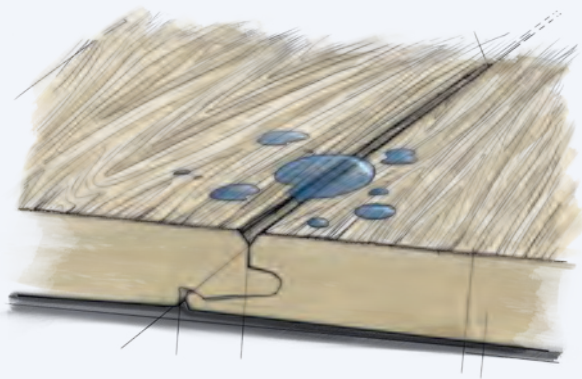
CAPTURE

SIG4748



100% watertight

Our laminate – with the exception of the Largo collection – is ideal for entrance halls, kitchens and even bathrooms. The reason? The unique combination of our watertight Hydroseal technology and our patented Uniclic system, which makes sure no water can get under your floor.



Easy to clean

Give your floor a brand-new look with Quick-Step Cleaning product. Some regular cleaning is enough to preserve its original appearance for years to come.



SHOPPING LIST



Everything you need to create the bathroom of your dreams.

INSTALLATION

SILENT WALK UNDERLAY

ADHESIVE TAPE

INSTALLATION SET

FINISHING

STANDARD SKIRTING

INCIZO PROFILE

ONE4ALL GLUE

FOAMSTRIP

HYDROKIT

HYDROSTRIP STANDARD SKIRTING

MAINTENANCE

CLEANING PRODUCT 2.5 L

CLEANING KIT



Your 100%-watertight finish in 5 easy steps





Installing a watertight floor is super easy. Follow the steps on the right for laminate that's ready for splashes, humidity, and all the bathroom fun you could want. Even more, it can take a good cleaning too.

EXPLORE OUR COLOUR-MATCHED, PAINTABLE AND WHITE SKIRTINGS ON P. 123

STEP 1

Install your underlay

Choose the underlay that's most suitable for your project on page 122.



STEP 3

Add Foamstrip

Install a Foamstrip between the wall and your floor.



STEP 5

Install your colour-matched skirting

Place the skirting with the Hydrostrip and finish up.



STEP 2

Install your watertight floor

Provide an expansion joint (8 to 10 mm) between walls and floor.

STEP 4

Add Hydrokit

Apply the Hydrokit on top of the Foamstrip.



Time to enjoy your brand-new floor!

Relax - we've got you covered

FROM INSTALLATION TO FINISH: IT'S ALL SMOOTH SAILING

1.

Pick the floor of your dreams

Whatever your project, we've got a floor that suits your needs perfectly.

2.

Effortless installation

Have your floor installed – or even do it yourself, thanks to the easy and intuitive Uniclic system, matching underlay for your project and useful installation tools.



3.

The perfect finish

Add some style with skirtings and profiles that match the colour of your floor. Or, finish up with paintable skirtings.

4.

Worry-free maintenance

Get the best out of your floor with high-quality Quick-Step cleaning products. They ensure that every surface is thoroughly cleaned, resulting in floors that look brand new for years to come.

BROWSE THROUGH OUR ACCESSORIES ON P. 122



MUS5488 - SIG4751



CLASSIC

CLM5796





CLM5796

Welcome home



In a real home, everyone can be themselves, without a care in the world. Children's playdates, a fun family get-together, dogs chasing cats – or the other way around ... Your laminate endures all of those occasions and keeps its beautiful look thanks to its ultra-resistant top layer and strong core. Because scratches and stains shouldn't linger. Only your memories should.



SHOPPING LIST



Everything you need to create the living room of your dreams.

INSTALLATION

SILENT WALK UNDERLAY

ADHESIVE TAPE

INSTALLATION SET

FINISHING

PAINTABLE STANDARD SKIRTING

INCIZO PROFILE

ONE4ALL GLUE

MAINTENANCE

CLEANING PRODUCT 2.5 L

CLEANING KIT





IMU1853

Easy-going from installation to finish



When you've found your dream floor, you want it installed as quickly and smoothly as possible. The Quick-Step Uniclic click system ensures a worry-free installation, even in tight corners and under radiators. On top of that, all Quick-Step laminate floors can be installed over traditional underfloor heating or even on stairs.

We have everything you need to install and finish your floor – just the way you want it.

Need some guidance? Check out our installation tips and videos at [quickstep.com](https://www.quickstep.com).



MUSE - CAPTURE

MUS5485 - SIG4753

Level up with lamine for stairs

Thinking of taking things to the next level and installing Quick-Step Lamine on your stairs? No problem! With our special Incizo profile, you can ensure a flawless finish every time.

[READ MORE ABOUT INCIZO ON P. 127](#)

A heart for your home and our planet

We all love natural beauty. The only way to continue to enjoy the beautiful things our planet has to offer is to treat it with respect. That's why our flooring products not only look good, but are as hard-wearing and sustainable as possible. Together, we can reduce our ecological footprint, from the production of your flooring to the end of its life.

The power of timber

As a renewable resource, trees play a crucial role in combatting climate change. That's why the wooden core of your Quick-Step laminate flooring contains **100% recovered wood**. These are wood wastes from other industries which would otherwise have been burned or discarded (such as sawmills, sustainable forest management ...). We process these by-products and give them a new life in our laminate floors. So no new trees are felled for your flooring! Furthermore, UNILIN – the group behind Quick-Step – has invested in biomass plants to convert wood dust and non-recyclable wood waste into green energy. As a result, about **half of our group's production is powered by renewable energy**.

Clean indoor air

Most of your life takes place indoors, which is why the air quality in your home is so vitally important. Many factors have an effect on it: ventilation, candles, cleaning agents, and even the materials used in your interior, such as the flooring. We minimise the emissions of harmful substances by producing your flooring **in-house** as much as possible. This means we know exactly what materials it contains, and we make sure you can install it **without any adhesive products**.

The following labels demonstrate that your flooring complies with the strictest environmental and health standards:



The highest guarantee for the air quality in your home.



The proof is that our flooring products do not pose any health risks and are odourless.



Sustainable innovation

Your floors are built to last for many decades. And afterwards? They may have a new lease of life in store! At the moment, we're working on a brand-new process to **fully recycle the wooden core of your flooring into new floors**. We are the first player in the market to do this. It will mean we can literally give your old flooring a second life.

EU approved

Did you know that we were the **very first manufacturer of laminate flooring products** to receive the **EU Ecolabel**? The European Union only awards the Ecolabel to products and services that meet the highest environmental standards throughout their life cycle.



Do you want to find out more about the sustainability of our flooring products?
Read all about it on quickstep.com


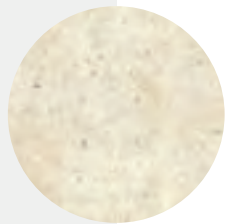

On top of the trends

SOFT LUXE

NATURE PLAY

DARK PLAY

You're all about style. We get that. That's why we continuously add new floors to our collection, following the latest trends in colours and patterns for our designs. Discover three of them.





Soft luxe: minimalism is the new luxury

Your home is where you get away from the hustle and bustle of daily life. A place of rest and relaxation. This search for tranquillity is reflected in the Japandi minimalistic interior style and its signature white tones. This is not a cold, stark, boring white: it plays around with tones, textures and gloss levels. Because white can also be warm!

If you want to add even more warmth, choosing beige, powdery and sandy colours are the way to go. Or why not opt for a soft grey, like Ceppo di Gré, polished concrete or grey marble? These offer endless combination possibilities and an effortless touch of luxury.



MUS5487



SIG4750



ELIGNA

EL3573





CAPTURE _____ SIG4757



ELIGNA

EL3573





SIG4767



IPA4161



MUSE

MUS5494

Nature play: perfect imperfections

The wild outdoors calms our mind and soul. So why not bring the outside in? Recycling natural or waste materials is a great way to do that. We're reinventing products by using materials that are given to us by nature, like florals. Not only is this sustainable, it's also a unique way to grasp that playful creativity also found in the wild.

Surrounding ourselves with nature also means accepting imperfection and embracing authenticity. Elevate natural elements by opting for natural patterns, materials and colours that you can make your own: think chevron or herringbone, rust-coloured wood and botanical patterns.







MUS5490



Dark play: light in the darkness

People have always been drawn to a touch of darkness in design. Wabi-sabi uses rough and imperfect concretes to find tranquillity and peace. Shou sugi ban burned wood, a natural way to protect the wood without using chemicals, is having a revival.


Darkness can be soothing, like an old friend. It makes you want to huddle up with a soft blanket, a hot cup of tea and a good book. Sound good to you? But make sure to add some splashes of colour and light to your dark canvas – to liven up your space.



MUS5493



IMU1862



CAPTURE

SIG4756

Tools to help you choose

FloorExplorer

With so many flooring options to choose from, making the right decision can be a challenge. Let our FloorExplorer guide you through a selection of floors that match your personal needs and style in just a few steps. Give it a try!

FIND A DEALER

[quickstep.com](https://www.quickstep.com)

RoomViewer

Having doubts about which Quick-Step floor suits your interior best? No problem! Thanks to the online RoomViewer, you can preview any floor in your own interior to help you make the right choice.




Sample Service


Curious to see what your floor of choice would look and feel like in reality? Do you want to find out if it matches your furniture, wall colour, art ...? Order a floor sample on our website and see for yourself.

Shop online or offline

Made your decision? Visit your nearest Quick-Step dealer or order directly from our webstore. You can also choose to pick up your order at your local dealer.



Mix & Match




Feeling extra creative and want a floor that's truly unique? Create stunning combinations with both planks and tiles. With our colour-matched Incizo profiles, tiles and planks melt together seamlessly to form a floor that fits your space.



A SEAMLESS FINISH WITH
THE INCIZO PROFILE






MUSE

MUS5493

CLASSIC

CLM5796



CAPTURE

SIG4748

MUSE

MUS5485

Does size matter?

UNDOUBTEDLY YES!





CLASSIC

CLM5789

A simple rule to follow is to use large formats for large rooms to emphasise the spacious ambiance. For small or irregularly shaped rooms, small formats will match the proportions of the room better.



**Find out what your favourite
laminate floors would look
like in your interior**



CLM5801

SCAN THE QR CODE
TO ACCESS THE ROOMVIEWER



The icing on the cake

Matching skirtings

Go for a great look with Quick-Step's colour-matched skirtings for your floor.

PERFECTLY MATCHING COLOURS

Our skirtings flawlessly match the colour of every floor.

SCRATCH-RESISTANT TOP LAYER

Your skirtings are protected against the daily wear and tear.

QUICK-STEP WARRANTY

Skirtings come with the same warranty as your floor.

CHECK OUT ALL SKIRTINGS AND PROFILES ON P. 123



Paintable skirtings

Grab a can and paint your skirtings in a colour that suits your style, or simply leave them white. Do your skirtings need to withstand damp conditions, or do you want to be able to clean them with water? Make sure to choose waterproof skirtings.



CAPTURE



SIG4761




In which direction should

Guided by the light

The direction of your floor has a huge impact on a room's overall appearance and can be a tough nut to crack. As a general rule, lay your floor in the same direction as the main light source in a room and in the same line as the most frequently used entrance. If there are several doors and windows, then opt for the direction that's the easiest to install.

In narrow rooms


Installing your floor in a narrow room? Why not lay it horizontally! Planks laid width wise will make the surface appear wider, avoiding a boxed-in effect. To enhance this even further, avoid dark colours for your floor or walls, as these will make a narrow room look even narrower.



I install my floor?

In short rooms

If you're laying your floor in a short room, you'll want to add a sense of depth. Make the room look longer by installing your floor lengthwise. Want to increase the effect of lengthwise installation? Make sure to combine a light-coloured floor with darker walls: this will add even more depth to your room.



MASTER INSTALLERS AT YOUR SERVICE

Opt for professional installation by an accredited Quick-Step Master Installer. These experts are trained at the Quick-Step Academy, the most exclusive training centre in the flooring industry.

- Get the best end result with expert underlay selection and subfloor preparation.
- Make your floor stand out with advice on the correct installation direction.
- Enjoy a perfect finish: meticulously fitted skirtings, profiles and staircases.
- Expert quality at the right price.
- A lifetime warranty* after registration of the installation.

** The lifetime warranty lasts as long as the product warranty.*

More info on [quickstep.com](https://www.quickstep.com)

Be original with patterns



Chevron pattern





Diamond pattern

IMPRESSIVE PATTERNS

1200 x 396 x 8 mm

Get creative with Impressive Patterns! Four floors have two possible installation patterns – chevron and diamond. Not what you're after? Two other floors in the collection are installed in the Rhombus pattern. Options galore!

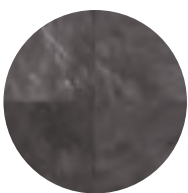


Rhombus pattern

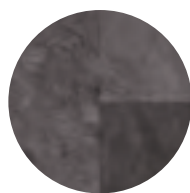
MUSE

1200 x 396 x 8 mm

Do you believe the pattern of your floor is set in stone? Think again! With Muse, you get two options: cross or half-stone installation.



Cross installation



Half-stone installation







SIG4748



IMU3559

We've got the answers to all your questions

Why do I have to use an underlay?

Besides creating a level base for the installation of your new floor, a Quick-Step underlay also provides excellent acoustic insulation and reduces creaking noises. That's why it's an essential part of the floor. And luckily, it's easy to install as well – all you need is a knife to cut the rolls and Quick-Step Tape to connect them.

Do I really need expansion joints?

It's important to have expansion joints of 8 to 10 mm along all walls, around radiator pipes, etc. This way, the floor has enough space to contract and expand in case of shifts in temperature or moisture.

You should also add expansion joints under doors between rooms, to separate them. If a floor is laid with a length of more than 13 running metres from one room to another - across a corridor for example - this could lead to tension and possible distortion of the floor if you didn't use an expansion joint.

Can I use Quick-Step laminate in combination with underfloor heating or cooling?

Yes! For the best results, we advise the combination of Quick-Step laminate with a Silent Walk underlay. In fact, this one underlay can also be used with underfloor cooling.

How should I clean and maintain my Quick-Step floor?

A floor gets dirty, there's no way around it. Luckily, our Quick-Step floors are easy to maintain. With these tips, you'll be able to clean your laminate floor in no time. All you'll need is your vacuum cleaner, the Quick-Step Cleaning kit, a bucket and Quick-Step Cleaning product.

1. Vacuum your floor thoroughly or mop to make sure you got all the dust.
2. Fill the bottle of your Quick-Step Cleaning kit with a small amount of Quick-Step Cleaning product and water. Fill a bucket with clean water for rinsing out your mop.
3. Pull the lever to moisten your floor and start to mop. Rinse your mop in the bucket containing clean water and wring it out well. Then wipe your floor again until it sparkles. It will be clean before you know it!

PRO TIP:

Mop in the direction of your planks or tiles to avoid drying streaks.



INSTALLING THE RIGHT UNDERLAY HAS A MAJOR IMPACT ON THE FINAL LOOK, QUALITY AND ACOUSTICS OF YOUR FLOOR

When laying a laminate floor, choosing the right underlay is crucial. It's recommended in order to create a level base for the installation of your new floor. Furthermore, it provides much-needed acoustic and thermal insulation. Don't hesitate to combine your underlay with traditional underfloor heating. You can find installation instructions at quickstep.com.

FIND THE IDEAL UNDERLAY FOR YOUR FLOOR ON P. 122



this side up



CAPTURE






















SIG4762



Beauty comes in many sizes

COLLECTIONS

DIMENSIONS

	MAJESTIC		2050 x 240 x 9.5 mm
	LARGO		2050 x 205 x 9.5 mm
	CAPTURE	 	1380 x 212 x 9 mm
	IMPRESSIVE ULTRA		1380 x 190 x 12 mm
	IMPRESSIVE		1380 x 190 x 8 mm
	ELIGNA		1380 x 156 x 8 mm
	CLASSIC		1200 x 190 x 8 mm
	CREO		1200 x 190 x 7 mm
	IMPRESSIVE PATTERNS		1200 x 396 x 8 mm
	MUSE	 	1200 x 396 x 8 mm



MICRO BEVEL

Fine, micro-bevelled edges clearly outline the planks.





















IMPRESSION BEVEL

An effect that gives you the impression of bevels and gives the floor the look of real planks.



GENUINE BEVEL

The bevel fits the character of the floor perfectly. The colour, design and structure of the plank are visible throughout the bevel.

BOX	BEVELS	CLASS	INSTALLATION	WARRANTY
6 planks = 2.952 m ²		CLASS 32		✓ 25 YEAR WARRANTY DOMESTIC USE ✓ 10 YEAR WET WARRANTY
6 planks = 2.522 m ²		CLASS 32		✓ 25 YEAR WARRANTY DOMESTIC USE
7 planks = 2.048 m ²		CLASS 32		✓ 25 YEAR WARRANTY DOMESTIC USE ✓ 10 YEAR WET WARRANTY
5 planks = 1.311 m ²		CLASS 33		✓ 25 YEAR WARRANTY DOMESTIC USE ✓ 10 YEAR WET WARRANTY
7 planks = 1.835 m ²		CLASS 32		✓ 25 YEAR WARRANTY DOMESTIC USE ✓ 10 YEAR WET WARRANTY
8 planks = 1.722 m ²	0	CLASS 32		✓ 25 YEAR WARRANTY DOMESTIC USE ✓ 5 YEAR WET WARRANTY
7 planks = 1.596 m ²	0 / 	CLASS 32		✓ 25 YEAR WARRANTY DOMESTIC USE ✓ 5 YEAR WET WARRANTY
8 planks = 1.824 m ²	0	CLASS 32		✓ 20 YEAR WARRANTY DOMESTIC USE ✓ 5 YEAR WET WARRANTY
4 planks = 1.901 m ²		CLASS 32		✓ 25 YEAR WARRANTY DOMESTIC USE ✓ 5 YEAR WET WARRANTY
4 tiles = 1.901 m ²		CLASS 32		✓ 25 YEAR WARRANTY DOMESTIC USE ✓ 10 YEAR WET WARRANTY

* tested according to ISO CD 4760 (no leakage)

CLASS 32: for residential use.
Normal daily use in ordinary living spaces.

CLASS 33: for commercial use.
Extra wear-resistant floors for areas with intensive usage.

WARRANTY CONDITIONS

quickstep.com

MAJESTIC



An extra-large format, natural look and watertight technology make a Majestic laminate floor the perfect choice in creating a truly regal interior with a spacious feel.



25 YEAR WARRANTY DOMESTIC USE
10 YEAR WET WARRANTY


Valley oak light beige
MJ3554



Desert oak light natural
MJ3550



Woodland oak beige
MJ3545



Woodland oak natural
MJ3546
YOU'VE SEEN THIS FLOOR ON PAGE 46-47, 96



Desert oak warm natural
MJ3551



Valley oak light brown
MJ3555




Woodland oak light grey
MJ3547



Desert oak brushed grey
MJ3552



Woodland oak brown
MJ3548



Desert oak brushed dark brown
MJ3553



LARGO

With their extraordinary length of more than two metres, Largo floorboards exude class and quality. Their micro bevels will add more depth to your interior.



LPU1660

25 YEAR WARRANTY DOMESTIC USE

LARGO

2050 x 205 x 9.5 mm - Box: 6 planks = 2.522 m²



CLASS 32

Pacific oak
LPU1507



White varnished oak
LPU1283



Light rustic oak planks
LPU1396



White vintage oak
LPU3985



Cambridge oak natural
LPU1662



Long Island oak light
LPU1660
YOU'VE SEEN THIS FLOOR ON
PAGE 98



Natural varnished oak
LPU1284



Dominicano oak grey
LPU1663



Cambridge oak dark
LPU1664



Authentic oak
LPU1505



Long Island oak natural
LPU1661



Grey vintage oak
LPU3986



Dominicano oak natural
LPU1622



Natural varnished merbau
LPU3988



CAPTURE

Capture is our most refined and watertight laminate floor, perfectly rendering nature's variations. The unprecedented attention to detail makes this laminate floor indistinguishable from real wood.



25 YEAR WARRANTY DOMESTIC USE
10 YEAR WET WARRANTY

Painted oak white

SIG4753

YOU'VE SEEN THIS FLOOR ON PAGE 50 & 82



White premium oak

SIG4757

YOU'VE SEEN THIS FLOOR ON PAGE 56, 59 & 71



Soft patina oak

SIG4748

YOU'VE SEEN THIS FLOOR ON PAGE 34-35, 73 & 86




Brushed oak grey

SIG4765



Patina oak grey

SIG4752



Painted oak rose

SIG4754



Beige varnished oak

SIG4750

YOU'VE SEEN THIS FLOOR ON PAGE 30-31



Brushed oak beige

SIG4764

YOU'VE SEEN THIS FLOOR ON PAGE 29 & 38



Brushed oak natural

SIG4763

YOU'VE SEEN THIS FLOOR ON PAGE 26, 100



Brushed oak warm natural

SIG4762

YOU'VE SEEN THIS FLOOR ON PAGE 92



CAPTURE



1380 x 212 x 9 mm - Box: 7 planks = 2.048 m²



CLASS 32

Natural varnished oak
SIG4749



Cracked oak natural
SIG4767



Patina oak brown
SIG4751
YOU'VE SEEN THIS FLOOR ON PAGE 41



Brushed oak brown
SIG4766
YOU'VE SEEN THIS FLOOR ON PAGE 20, 103



Chic walnut
SIG4761
YOU'VE SEEN THIS FLOOR ON PAGE 81



Merbau
SIG4760



Waxed oak brown
SIG4756
YOU'VE SEEN THIS FLOOR
ON PAGE 28, 67 & 83



Painted oak black
SIG4755



25 YEAR WARRANTY DOMESTIC USE
10 YEAR WET WARRANTY



SIG4766

IMPRESSIVE (ULTRA)



Want a floor that brings the look and feel of nature into your home? Impressive and Impressive Ultra have you covered! These gorgeous and strong laminate floors are completely watertight, and Impressive Ultra's added layer of protection makes it the ultimate choice for even the most intensive use.



25 YEAR WARRANTY DOMESTIC USE
10 YEAR WET WARRANTY

IMPRESSIVE ULTRA - IMU

1380 x 190 x 12 mm - Box: 5 planks = 1.311 m²



CLASS 33

IMPRESSIVE - IM

1380 x 190 x 8 mm - Box: 7 planks = 1.835 m²



CLASS 32

White planks
IMU1859/IM1859



Patina classic oak light
IMU3559/IM3559
YOU'VE SEEN THIS FLOOR ON PAGE 88



Concrete wood light grey
IMU1861/IM1861



Patina classic oak grey
IMU3560/IM3560



Soft oak light
IMU1854/IM1854



Saw cut oak grey
IMU1858/IM1858



Soft oak grey
IMU3558/IM3558



Saw cut oak beige
IMU1857/IM1857

IMPRESSIVE (ULTRA)



Natural pine
IMU1860/IM1860



Sandblasted oak natural
IMU1853/IM1853
YOU'VE SEEN THIS FLOOR ON PAGE 48



Classic oak beige
IMU1847/IM1847



White varnished oak
IMU3105/IM3105



Soft oak medium
IMU1856/IM1856



Soft oak natural
IMU1855/IM1855
YOU'VE SEEN THIS FLOOR ON
PAGE 104



25 YEAR WARRANTY DOMESTIC USE
10 YEAR WET WARRANTY

IMPRESSIVE ULTRA - IMU

1380 x 190 x 12 mm - Box: 5 planks = 1.311 m²



CLASS 33

IMPRESSIVE - IM

1380 x 190 x 8 mm - Box: 7 planks = 1.835 m²



CLASS 32

Natural varnished oak
IMU3106/IM3106



Classic oak natural
IMU1848/IM1848



Soft oak light brown
IMU3557/IM3557



Scraped oak grey brown
IMU1850/IM1850



Classic oak brown
IMU1849/IM1849



Burned planks
IMU1862/IM1862



YOU'VE SEEN THIS FLOOR ON PAGE 78-79

ELIGNA



Eligna stands for elegant, watertight floors with an excellent balance between length and width. The absence of grooves gives your interior a streamlined appearance.



25 YEAR WARRANTY DOMESTIC USE
5 YEAR WET WARRANTY

Wengé passionata
EL1300




Estate oak light grey
EL3573
YOU'VE SEEN THIS FLOOR ON PAGE 57 & 60



Venice oak light
EL3990



Newcastle oak grey
EL3580



Venice oak grey
EL3906
YOU'VE SEEN THIS FLOOR ON PAGE 82



Estate oak beige
EL3574



Venice oak beige
EL3907



Light grey varnished oak
EL1304

ELIGNA



White varnished oak
EL915



Venice oak natural
EL3908



Riva oak natural
EL3578



Natural varnished oak
EL896



White oak light
EL1491



Old oak matt oiled
EL312



25 YEAR WARRANTY DOMESTIC USE
5 YEAR WET WARRANTY

Riva oak brown
EL3579



Metallic cérusé oak gold
EL3466



Newcastle oak brown
EL3582
YOU'VE SEEN THIS FLOOR ON PAGE 108



Oiled walnut
EL1043



Merbau
EL996



Newcastle oak dark
EL3581



CLASSIC

The Classic collection combines watertightness with a balanced selection of colours and styles for a modern yet natural look and feel.



25 YEAR WARRANTY DOMESTIC USE
5 YEAR WET WARRANTY

Frosty white oak
CLM5798



Misty grey oak
CLM5795



Vivid grey oak
CLM5790



Havana oak natural
CLM1655



Frosty beige oak
CLM5799



Reclaimed white patina oak
CL1653

0



Ash grey oak
CLM5786



Raw oak
CLM5788



YOU'VE SEEN THIS FLOOR ON PAGE 112

Sandy greige oak
CLM5791



Desert greige oak
CLM5802



CLASSIC



Havana oak natural with saw cuts
CLM1656



Midnight oak natural
CLM1487



YOU'VE SEEN THIS FLOOR ON PAGE 33



Biscuit brown oak
CLM5794



YOU'VE SEEN THIS FLOOR ON PAGE 36-37



Sandy oak
CLM5801



YOU'VE SEEN THIS FLOOR ON PAGE 76-77



Light classic oak
CLM5787




Honey brown oak
CLM5792



Toasted oak
CLM5796



YOU'VE SEEN THIS FLOOR ON PAGE 42, 44 & 72



Midnight oak brown
CLM1488



25 YEAR WARRANTY DOMESTIC USE
5 YEAR WET WARRANTY

Old oak light grey
CLM1405



Medium brown teak
CLM5803



Cocoa brown oak
CLM5793




Warm brown oak
CLM5789



YOU'VE SEEN THIS FLOOR ON PAGE 74-75

Peanut brown oak
CLM5800



Mocha brown oak
CLM5797



CREO



The grooveless planks of the standard 7 mm thick Creo collection have a streamlined appearance and are fully watertight.



CRH3179

20 YEAR WARRANTY DOMESTIC USE
5 YEAR WET WARRANTY

Charlotte oak white
CRH3178



Charlotte oak brown
CRH3177



Virginia oak natural
CRH3182



Tennessee oak grey
CRH3181



Louisiana oak beige
CRH3175



Tennessee oak light wood
CRH3179

YOU'VE SEEN THIS FLOOR ON PAGE 116



Tennessee oak natural
CRH3180



Louisiana oak natural
CRH3176



IMPRESSIVE PATTERNS



Impressive Patterns is a collection of watertight floors with patterned designs that will add extra character to your interior.

EVER CONSIDERED A PATTERN FLOOR? READ PAGE 84



IPA4162

25 YEAR WARRANTY DOMESTIC USE
5 YEAR WET WARRANTY

CHEVRON AND DIAMOND PATTERN


Chevron oak medium
IPA4160



YOU'VE SEEN THIS FLOOR ON PAGE 84



Chevron oak taupe
IPA4164



Chevron oak natural
IPA4161



Chevron oak brown
IPA4162



YOU'VE SEEN THIS FLOOR ON PAGE 118

RHOMBUS PATTERN

Royal oak natural
IPA4142



YOU'VE SEEN THIS FLOOR ON PAGE 84



Royal oak dark brown
IPA4145



MUSE



The most true-to-nature stone collection. This floor combines watertightness and scratch resistance with the sharpest prints and colour variations.

DISCOVER THE POSSIBILITIES OF CROSS AND HALF-STONE INSTALLATION WITH MUSE ON PAGE 85



MUS5486

25 YEAR WARRANTY DOMESTIC USE
10 YEAR WET WARRANTY

Chalk

MUS5487

YOU'VE SEEN THIS FLOOR ON PAGE 18 & 71



Sandstone

MUS5489



Limestone

MUS5486


YOU'VE SEEN THIS FLOOR ON PAGE 120



Stained concrete

MUS5491

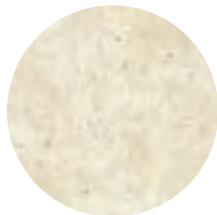
YOU'VE SEEN THIS FLOOR ON PAGE 14



Botanic concrete

MUS5494

YOU'VE SEEN THIS FLOOR ON PAGE 63



Terracotta

MUS5490

YOU'VE SEEN THIS FLOOR ON PAGE 19 & 64



Grey concrete

MUS5488


YOU'VE SEEN THIS FLOOR ON PAGE 20-21 & 41



Dusky bluestone

MUS5485


YOU'VE SEEN THIS FLOOR ON PAGE 9, 50 & 73



Grey slate

MUS5493


YOU'VE SEEN THIS FLOOR ON PAGE 2, 72 & 85



Fumed bluestone

MUS5484

YOU'VE SEEN THIS FLOOR ON PAGE 15



Black slate

MUS5492

YOU'VE SEEN THIS FLOOR ON PAGE 17



ACCESSORIES

INSTALLATION

UNDERLAYS

When installing a laminate floor, choosing the right underlay is essential. Besides creating a **level base**, it also provides **excellent acoustic and thermal insulation** and **reduces creaking noises**. On top of that, your underlay offers **perfect protection from rising damp**.




Silent Walk
QSUDLSW7
Thickness: 2 mm - Roll: 7 m²

The best underlay for rooms with heavy traffic, such as your living room and hallway. Offers optimal noise reduction and the highest efficiency with underfloor heating. Also compatible with underfloor cooling.




Unisound
QSUDLRUCO15
Thickness: 2 mm - Roll: 15 m²

Great all-round underlay for rooms with frequent traffic, such as your living room, hallway and kitchen. Compatible with underfloor heating.




Basic Plus
QSUDLBP15/60
Thickness: 2 mm - Roll: 15/60 m²

All-round underlay for rooms with less traffic, such as your bedroom and home office. Compatible with underfloor heating.



Transitsound
QSUDLTRS15
Thickness: 2 mm - Roll: 15 m²


The ideal noise-reducing underlay for upper floor rooms and apartments. Compatible with underfloor heating.



Thermolevel
QSUDLTL9
Thickness: 5 mm - Box: 9 m²


The best choice for irregular subfloors. Provides additional insulation. Not compatible with underfloor heating.

INSTALLATION TOOLS



Adhesive tape
NETAPE50
Roll: 50 m

Attach your underlay for a moisture-proof underlay installation.



Installation set
QSTOOLA

Set with a tapping block to easily click planks together, a cramp iron for hard-to-reach places and spacers to provide perfect expansion joints (8 to 10 mm) between walls and floor.

FINISHING

COLOUR-MATCHED SKIRTINGS

Why choose Quick-Step colour-matched skirtings and profiles?

PERFECTLY MATCHING COLOURS


Our skirtings and profiles flawlessly match the colour of every floor.

SCRATCH-RESISTANT TOP LAYER

Skirtings and profiles are protected against everyday wear and tear.

QUICK-STEP WARRANTY

Skirtings come with the same warranty as your floor.



Scotia
QSSCOT(-)
2400 x 17 x 17 mm

A discrete finish that matches the colour of your floor. Easy to install with One4All Glue. Use the Foamstrip, Hydrokit and Hydrostrip to obtain a watertight finish. Also available in a white, paintable version (QSSCOTPAINT).



Standard skirting
QSSK(-)
2400 x 12 x 58 mm

Standard skirtings that match the colour of your floor and are adjustable in height (40 or 58 mm). Use the included plugs to connect skirtings, even in corners. The included plugs are available separately too (NEPLUG). Easy to install with One4All Glue or Clips. Use the Foamstrip, Hydrokit and Hydrostrip to obtain a watertight finish. Also available in a white, paintable version (QSSKPAINT).



Parquet skirting
QSPSKR(-)
2400 x 14 x 77 mm

Skirting with space to hide cables. Easy to install with One4All Glue or Track. Use NEPLUG plugs (not included) to connect skirtings, even in corners. Use the Foamstrip, Hydrokit and Hydrostrip to obtain a watertight finish. Also available in a white, paintable version (QSPSKRPAINT).

PAINTABLE SKIRTINGS



Paintable scotia
QSSCOTPAINT
2400 x 17 x 17 mm

Paintable scotia that can be left white as well. Easy to install with One4All Glue. Not suitable for damp rooms - check out our range of waterproof skirtings.



Paintable standard skirting
QSSKPAINT
2400 x 12 x 58 mm

Paintable skirting that can be left white as well. Use the included plugs to connect skirtings, even in corners. The included plugs are available separately too (NEPLUG). Easy to install with One4All Glue or Clips. Not suitable for damp rooms - check out our range of waterproof skirtings.




Paintable parquet skirting
QSPSKRPAINT
2400 x 14 x 77 mm

Paintable skirting with space to hide cables. Use NEPLUG plugs (not included) to connect skirtings, even in corners. Easy to install with One4All Glue or Track. Not suitable for damp rooms - check out our range of waterproof skirtings.



Paintable cover skirting
QSISKRCOVER
2400 x 16 x 129 mm

Paintable skirting to put over an existing one - ideal for renovations. Adjustable to 4 heights between 68 and 129 mm. Can be left white as well. Easy to install with One4All Glue. Not suitable for damp rooms - check out our range of waterproof skirtings.



Paintable ovolo skirting
QSISKRWHITE
2400 x 16 x 160 mm


Paintable skirting that can be used in two shapes for more decorative freedom. Adjustable to 5 heights between 25 and 134 mm - use the supplied Incizo knife. Can be left white as well. Easy to install with One4All Glue. Not suitable for damp rooms - check out our range of waterproof skirtings.



SHAPE 1



SHAPE 2



Paintable ogee skirting
QSISKROGEE
 2400 x 16 x 160 mm

Paintable skirting that can be used in two shapes to add a specific character to your interior. Adjustable to 4 heights between 20 and 139 mm - use the supplied Incizo knife. Can be left white as well. Easy to install with One4All Glue. Not suitable for damp rooms - check out our range of waterproof skirtings.



SHAPE 1




SHAPE 2



Paintable small skirting
QSPSKR4PAINT
 2400 x 14 x 40 mm

Paintable skirting that can be left white as well. Also available in a flexible version (QSFLEXSKR) to finish your entire space in the same style. Easy to install with One4All Glue. Not suitable for damp rooms - check out our range of waterproof skirtings.

WATERPROOF PAINTABLE SKIRTINGS



Paintable waterproof scotia
QSHSCOTPAINT
 2400 x 20 x 30 mm

Paintable, 100%-recyclable polystyrene scotia that can be left white as well. Use the Foamstrip and Hydrokit for a watertight finish in damp rooms. Easy to install with One4All Glue.



Paintable waterproof skirting - small
QSHSK38PAINT
 2400 x 13 x 38 mm

Small, paintable, 100%-recyclable polystyrene skirting that can be left white as well. Use the Foamstrip and Hydrokit for a watertight finish in damp rooms. Easy to install with One4All Glue.




Paintable waterproof skirting - medium
QSHSK58PAINT
 2400 x 13 x 58 mm

Medium, paintable, 100%-recyclable polystyrene skirting that can be left white as well. Use the Foamstrip and Hydrokit for a watertight finish in damp rooms. Easy to install with One4All Glue.



Paintable waterproof skirting
- large
QSHSK80PAINT
2400 x 15 x 80 mm

Large, paintable, 100%-recyclable polystyrene skirting that can be left white as well. Use the Foamstrip and Hydrokit for a watertight finish in damp rooms. Easy to install with One4All Glue.



Paintable waterproof flexible skirting
QSFLXSKR
14 x 40 mm


Flexible, paintable skirting made of foamed PVC that can be cut to your desired length. Ideal to finish pillars or curved walls. Use the Foamstrip and Hydrokit for a watertight finish in damp rooms. Easy to install with contact glue.

INSTALLATION TOOLS FOR SKIRTINGS




One4All Glue
QSGLUE290
290 ml

Multi-purpose glue that ensures adhesion to all materials and substrates. Average usage: 1 tube for 15 m of skirtings.




Plugs
NEPLUG

Connection pieces for standard skirting and parquet skirting. One piece contains 24 connections for inside and outside corners + 24 connections for straight stretches.



Track
NETRACK
2400 x 8 x 27 mm

Designed for installation of parquet skirtings. Secure the track to the wall with screws or the One4All Glue before clicking the skirtings into place.



Clips
QSCLIPSKME(-)
1 pack: 50 clips

Designed for installation of standard skirtings. Place one clip every 40 cm along the wall and click the skirtings into the clips. Not compatible with 12 mm floors.

COLOUR-MATCHED PROFILES




Incizo profile
QSINCP(-)
2150 x 48 x 13 mm

Multifunctional and patented finishing tool to finish your floor and stairs in matching colours. Simply cut the Incizo basic profile to the desired shape with the supplied Incizo knife. Use the Foamstrip and Hydrokit for a watertight finish.
Contains 1 Incizo profile, 1 Incizo knife and 1 plastic rail.

APPLICATION 1
Connect two floors of different heights.




APPLICATION 2
Connect two floors of the same height.



APPLICATION 3
Finish your floor along walls or windows.




APPLICATION 4
Create a nice transition between your laminate floor and other flooring types.




Incizo profile / Incizo aluminium
subprofile for stairs
QSINCP(-) / NEINCPBASE(-)
2150 x 48 x 13 mm /
2150 x 71 x 20 mm

The Incizo profile also allows you to finish your stairs and steps in the flooring design of your choice. For this application, you need the Incizo profile and an aluminium subprofile. Subprofile to be ordered separately.

APPLICATION 5
Finish your stairs and steps.




METAL FINISHING PROFILES



Metal Incizo profile
QSINCPR(-)
2700 x 47 x 11 mm

Can be used for 4 applications: between two floors with different heights, between two floors of the same height, to finish your floor along walls or windows and to make the transition to another flooring type. Simply use the supplied handle to obtain the desired shape. Available in silver, gold and bronze. Contains: 1 Incizo profile, 1 handle, 1 plastic rail. Silver profile also available in size 930 x 47 x 11 mm. Not compatible with 12 mm floors.




Metal Incizo profile
QSINCPC(-)
2700 x 58 x 11 mm

Also available for commercial areas with metal rail, screws and plugs (QSINCPCSILVME270) / for Impressive Ultra: QSINCPC12SILVME270.



Multifunctional profile
QSPRSILV
1860 x 47 x 16 mm

To connect two floors of the same height or with a height difference of up to 12.3 mm. Available in silver.



FINISHING TOOLS




Coloured kit
QSKIT(-)
310 ml

This elastic, acrylic-based paste is the ideal solution to fill joints between skirtings and walls. Also ideal for all Quick-Step joints that can't be finished with skirtings, profiles or pipe covers. Available in matching colours.
Average usage: 1 tube for 25 m angle joints.



Pipe covers
QSRCINOX15 / QSRCINOX22
2 pcs/pack

Stainless steel covers to nicely finish pipes and heating elements. Available in inside diameter sizes 15 and 22 mm.
Do not glue the covers to the floor, but install them floating.



Doormat
QSDOORMAT
Frame: 790 x 478 mm
Doormat: 746 x 434 x 9 mm

Removable dark grey doormat, embedded in a silver frame.
An elegant way to keep dust and dirt outside.

TOOLS FOR A WATERTIGHT FINISH

Give your floor a watertight finish using our Foamstrip and Hydrokit to get your water-resistance warranty. Follow the installation instructions and consult the warranty conditions for more details. Compatible with all laminate ranges, except for Largo. Get inspired on page 39.




Foamstrip
NEFOAMSTRIP20
20 strips of 1 m x 10 mm

Fill up expansion joints with the Foamstrip and combine with the Hydrokit for a watertight finish of your floor.
Invisible installation under skirtings, profiles etc.



Hydrokit
QSKITTRANSP
310 ml

Transparent silicone to combine with the Foamstrip for a watertight finish of your floor. Invisible installation under skirtings, profiles etc.
Average use: 1 tube for 15 m.



Hydrostrip Scotia / Parquet skirting
NEHSTRIPSCOTPSK15
15 m

Transparent strip on a roll for a watertight finish of your scotia and parquet skirtings. Patent pending.



Hydrostrip Standard skirting
NEHSTRIPSK15
15 m

Transparent strip on a roll for a watertight finish of your standard skirtings. Patent pending.

MAINTENANCE




Cleaning product 2.5 L
QSCLEANING2500
2.5 L

Cleaning product specifically developed for Quick-Step floors. Cleanses the surface thoroughly and safeguards its original appearance to maximise that 'new floor' experience. Average usage: 2.5 L for 37 cleaning sessions.




Cleaning product 1 L
QSCLEANING1000
1 L

Cleaning product specifically developed for Quick-Step floors. Cleanses the surface thoroughly and safeguards its original appearance to maximise that 'new floor' experience. Average usage: 1 L for 15 cleaning sessions.



Cleaning kit
QSSPRAYKIT

Mop holder with refillable water tank and handy lever to easily moisten and mop your floor. Also includes a washable microfiber mop and 1 L of Quick-Step Cleaning product. A sustainable choice to clean your floor.



Cleaning mop
QSSPRAYMOP

Microfibre mop washable up to 60 °C. Compatible with the Quick-Step Cleaning kit.



Repair kit
QSREPAIR

Kit to easily repair light damage and renew the original colour of your floor. Find detailed instructions at quickstep.com.

YOUR QUICK-STEP DEALER



[quickstep.com](https://www.quickstep.com)

Quick-Step is a quality product produced by Unilin BV, division Flooring, Ooigemstraat 3, B-8710 Wielsbeke, Belgium, Europe.

Product images may differ from actual product. The availability of products, or the products themselves, may change at any time without notice. Content © 2022 - 2023 by Unilin BV, division Flooring. All rights reserved. The contents of this brochure may not be reproduced in whole or in part without prior written permission from the publisher.

022 058 01 - Z1 - EN UK

Coverphoto: SIG4764

FOLLOW US ON



[@quickstepfloors](https://www.facebook.com/quickstepfloors)

[@quickstepfloor](https://www.youtube.com/channel/UC...)