



Four County Quilters Guild

Mount Airy, Maryland

Founded 1988

FourCountyQuilters.org



MAY 2023



Amanda Mosko
 Robin Keyser
 Olga Schrichte
 Patti Laird
 Ellen Chitwood
 Cindy Forrest
 Karen Gladfelder
 Vicki Brewer
 Sue Thornton



Cinco de Mayo

FCQG Officers

Marilyn Whalen	President
president@fourcountyquilters.org	
Rhonda Madden	Vice President
programs@fourcountyquilters.org	
Annette Dietrich	Treasurer
treasurer@fourcountyquilters.org	
Vicki Brewer	Secretary
secretary@fourcountyquilters.org	

Four County Quilters Guild
 P. O Box 431
 Mount Airy, MD 21771

May 9, 2023 Meeting Agenda

- 6:30 Snack & Chat—Sweet Treats tonight!
 Quiltporium Table: Take it/Make it Items
- 7:00 Welcome and Acknowledgement of May Birthdays
- 7:05 Presentation of Philanthropy check to David Yarber
- 7:20 Old Business
 Approve April Minutes
 Treasurer's Report for March
 Budget 2023-2024: Discussion, Changes (if needed), Approval (?)
 Update: Presentation of fidget mats at Rock Creek School
 Update: "Sleep in Heavenly Peace" Quilts
- 7:40 New Business
 Election of new Vice President
 Quilters' Tea (Saturday, May 6) —Final Update
 Chair Reports
- 7:50 Demo by Ann Marie Schmelter on Quilt Labels
 Quilt Show: Tour of Building with Chair Mary Jo Richmond
- 8:30 Show & Tell - "Sleep in Heavenly Peace" quilts featured
- 8:55 Door Prizes
- 9:00 Adjourn & Clean-up

President's Message

In the past month, I was at the Virginia Quilt Museum to see the exhibit celebrating the career of Jinny Beyer. What a humbling experience it was to see some of her most recognized creations and marvel at the talent she has shared with generations of quilters. My next road trip was to the Lancaster Quilt Show where stunning quilts were in abundance mixed in with lots of vendors. Naturally some fun purchases were made! While on retreat at Pecometh last weekend a large group of us carpoled to Georgetown, Delaware, to see the Ocean Waves Quilt Guild's Show featuring Edyta Sitar of Laundry Basket Quilts. What an engaging speaker she was as she effortlessly engaged the audience of over 350 guests. The small sampling of the over 800 quilts she has made were show stoppers and most of us viewing her presentation can only aspire to have a fraction of her talent and innovative insights. And speaking of inspiration, do keep your eye on Bonny Kindt during Show & Tell in upcoming months . . . she bought not one but three of Edyta's books so you know something beautiful is coming! Take care and enjoy every stitch you make.



Marilyn Whalen

MAY MEETING DEMO

This month's demo will take place during the meeting (see agenda above) rather than prior to the meeting. We are excited for Ann Marie Schmelter's demonstration on quilt labeling!

TECH TIP!



Having trouble opening up the hyperlinks in this newsletter when it's in PDF format? Find the download arrow, it's typically in the top right-hand corner and it's just a down arrow with an underline. Click it and the newsletter will download to your computer. Now all of those hyperlinks in the newsletter will be activated.

QUILTERS TEA

It's almost time for our Quilters Tea! – just a few reminders



The tea will be held on Saturday May 6th at Kristi Dillard's home from 1-4. Please let us know if you plan to attend, if you will bring a savory or sweet treat and if you will be bringing a quilt for the Spring Challenge. You can email Karen and Kristi at (Contact info in Guild Directory) if you have not signed up already.

There will be a contest for the most creative/quilt related, the prettiest, and the largest fascinator. Join your fellow quilters for a fun quilty afternoon.

No need to bring a chair, but please bring your own tea cup, your name badge, fascinator and your sweet or savory with a serving utensil.

Don't forget to bring your quilt if you are entering the Spring Challenge.

The tea will be in Kristi's yard so wear sensible shoes (sound like we are a bunch of old ladies 😊).

SPRING CHALLENGE

Please bring your 20 x 20 or larger quilt for the Spring Challenge "Country Living" to the Tea on May 6, 2023, at Kristi Dillard's house (Contact info in Guild Directory). The challenge quilts will be voted on and 1st, 2nd and 3rd place prizes will be awarded. Also, the Mancuso show has asked for our challenge quilts to be in their show this year in September. They do require a four-inch hanging sleeves on all quilts that will be in the exhibit. Additional information will be provided in the upcoming months.

CHANGE OF DATE!



The next Executive Board meeting has been moved to the week prior to our June meeting. Please consider joining us on **Tuesday, June 6, 2023** at 7:00 PM. Everyone is invited to attend, and you can access the meeting by using the same Zoom link that is in this newsletter for our regular meeting.


FIDGET MAT DONATION TO ROCK CREEK SCHOOL



On April 18th five members of our guild visited Rock Creek School in Frederick County, MD to donate 31 Fidget Mats to students. It was a donation that the members who attended won't soon forget. About 40-50 students were invited to an assembly and most of the students were assisted by an adult (Special Education Instructional Assistant) who helped them navigate in their wheelchair or other assistive device as they made their way through the gymnasium to us to receive their fidget mat. The excitement and enthusiasm in the room was palpable. Several of the teachers who were there mentioned how incredible this was for their students.

Following our time in the gymnasium with the students, we received a tour of the facility with the school principal. It's a remarkable facility that is well-equipped to serve students with severe intellectual, physical, and emotional learning disabilities.

MEMBERSHIP



A huge thank you to the 41 members who have already renewed ahead of the June 30th deadline. If you haven't renewed yet, here are the instructions:

It's time for membership [renewals](#) for the next fiscal year. The new by-laws state that membership dues will be paid by June 30th. Also, only members can enter quilts in our quilt show. Lastly, we're going to offer an incentive for all current members who renew by June 30th 2023. Here are the rules:

1. You must fill out the 4 questions on the [form](#)
2. You must hit SUBMIT on the form (ask me how I know how easy it is to forget)
3. The Guild must have your money by close of business June 30th

There will be three \$10.00 gift cards to a LQS for three random members who meet the above criteria. All of the members who are current as of the publication of the April newsletter and who renew by July 1 are eligible for this drawing. This drawing will be held at our August meeting.

Here is the [link](#) you can use to renew your membership. It is also now on the membership page of our website.

QUILT SHOW



At our next meeting members will tour the area of the church where we will have the quilt show. We will be spending a short time in each area so that you can ask questions and also think about ways that you'll be able to help during the show. Please remember that this is OUR quilt show and we need almost everyone to help to make this as magnificent as possible. Also, there will be a demonstration during our meeting of the form that we are asking people to use to register your quilt(s) for the quilt show. In fact, if you're ready to that now, just use this [link](#).

WE NEED MORE DEMONSTRATIONS FOR OUR AUGUST QUILT SHOW

Thanks to all of you who have volunteered to demonstrate a skill or how to make a quilted item at our August show. We still need about 3-4 more demonstrations to fill in our ten time slots during the show. If you have not already volunteered and would be willing to give a demonstration, please email Robin Keyser (Contact info in Guild Directory) with the topic you would like to demonstrate.



QUILT SHOW "BARGAIN BIN/SECOND CHANCE STORE"

Shari Wastler and Melinda Horner will be setting up table at the May Guild Meeting to accept signups for Guild Members who are interested in selling their items in the "Bargain Bin" at the August 2023 Quilt Show. Quality items, notions, books, machines, hoops, patterns, fabric, etc. are accepted. Items will be accepted during the set-up hours of the August Quilt Show. All items must be priced and labeled, pinned-on or stapled price tags preferred on fabric. I understand stick-on tags are practical for certain items.



Each participant will be issued an identifier code that must be used in labeling and pricing their items (i.e., ABC). Participants must then add an inventory number (i.e., ABC100). An Inventory Price List (two copies) one for you and one for the Bargain Bin must be submitted. Five percent of each sale will be donated to the Guild. Items can be donated where 100% of the sale will go to the Guild. All funds will be accounted for and the payments will be dispersed to the participants at the September Guild Meeting. A help sheet will be available.

We are quilters who purchase quality fabrics etc. and quality items etc. Non-quality items will not be accepted. All Participants are required to work the Bargain Bin for at least two hours. All items not sold during the show must be picked up by the Seller at the closing of the Quilt Show. Any questions contact Melinda Horner or Shari Wastler.

RAFFLE BASKETS COMMITTEE PROGRESS REPORT AND PLANS



We are happy to say that nine groups/individuals have signed up to create baskets for our Jubilation! Quilt Show. Several enticing titles include "Life is a Beach Tote", "For the Birds", "Chickens, Chickens...", "Cat Basket", "Peach Basket", "Picnic in a Basket", "All Things Maryland"aren't you getting excited?!!! There's still time to get in the action ...a dozen more baskets are needed so please see THE SIGN UP Poster located by the piano during May and June guild meetings. You can contact one of the committee members listed below to ask questions or sign up any time or to pick up a basket to fill. Other ways

you can contribute are to bring new items to our meetings and place in one of our community baskets...these are "TOOLS OF THE TRADE" OR "AMERICANA" (items gathered during your visits to quilt shops and other quilty locations while on travel).

By late June donors should drop off all items /filled baskets along with an inventory listing all the donations to Janie Benton, Leslie Cole, Chris Daily, Mary Jo Richmond or Marilyn Whalen. The committee will use the inventory to advertise your basket during the quilt show. We have all the materials needed, including baskets, grass and cellophane/ribbons that will add the final flair to your collection of goodies.

At the show, be sure to purchase raffle tickets early. The trifold program will show a schedule of times the winners will be broadcast. We expect hourly drawings in the afternoons. Winners don't have to be present to win; however, all baskets must be claimed within 48 hours.

Last but not least, if you want to help in the Raffle Basket area, we are still taking volunteers, and we will need helpers to work in two-hour shifts during the show. Thanks to everyone who has shown their interest already. And we look forward to working with all of you.

Janie Benton,
Raffle Basket Chairwoman

SECOND MONDAY, SIP AND SEW RETURNS



The Second Monday Sip N Sew will be **May 8** at the Sew N Place in Fayetteville, PA. from 10:00 AM - 4:00 PM. Quilters from Four County Quilters Guild and Clustered Spires Quilt Guild area invited to join each other at The Sew N Place for a fun day together sewing, laughing, sharing, and indulging in one of the many coffee drinks offered at the cafe bistro. Home baked goods and ice cream are now available! Cost is \$10 per person. For more information, please contact Sandy


Dunning (Contact info in Guild Directory).

HANGING SLEEVE FOR YOUR QUILT

Do you want to put a hanging sleeve on your quilt? Here is a great video on how to put a hanging sleeve on your quilt when you put on your binding and how to put on a sleeve if your quilt is completed.

<https://www.youtube.com/watch?v=ZjPqhTAH-9A>

For a 4-inch hanging sleeve (which most shows require) cut an 8 ½ inch by the width of your quilt minus 1-2 inches. Fold both sides in ¼ inch two times, you want to make sure the sleeve is away from your binding. Whichever way you choose to do the sleeve, you then hand sew using a whip stitch to tack down the sides. For the bottom leave ½ inch up from your stitch across to relieve any stress on your quilt. The video will show you this in detail-happy quilting.



FALL SOCIAL EVENT

Since we did not have a May Banquet, how about a fall get-together? If you're interested in working with a group of members to plan such an event for a Saturday in the fall, sign up at the May meeting. A planning committee of five or six ladies would work well . . . more help is always welcome. The budget of \$1,000 from the May Banquet can be used if approved by the membership at the May meeting.



ELECTION OF OFFICERS

At the April meeting, we did not have a confirmed candidate for the upcoming open board position of Vice President. I am pleased to announce that Robin Keyser has volunteered to accept the position. We will conduct the election by voice vote at the May guild meeting. Thanks to Bonny Kindt for helping us to fill the open spot. The other members of the board have agreed to stay in office for an additional year.

Marilyn

ANNUAL BUDGET



Please carefully study the proposed budget for fiscal year July 1, 2023–June 30, 2024 that was presented at the April meeting and is attached to this newsletter. There is a sizable difference between our projected revenue versus our expenses. I am concerned about the fiscal soundness of the budget. Especially look at these line items: Challenge Prizes, Community Philanthropy, Program Speakers, Rent for a Storage Unit, Service Project Community Quilts/Batting, and Spring Tea. Linked to the budget are decisions we must make on if/when we will hold another “Quilts in the Park” type event, a Bingo, and a Quilt Show. We should include partial savings in

the budget years that precede those events. There will be some time at the May guild meeting to discuss these points. If they cannot be resolved at the May meeting, I will recommend that approval of the budget be tabled until the June Meeting.

Marilyn

LIBRARY SEW-IN DATES

Friday, May 12 – Mt. Airy, Large Meeting Room, 12:00 to 4:00 pm

Friday, May 19 – Eldersburg Library, Large Meeting Room – 10:00 to 4:00 pm

Saturday, June 3 – Mt. Airy Library, Large Meeting Room – 12:00 to 4:00 pm

Saturday, June 10 – Eldersburg Library, Small Meeting Room – 10:00 to 2:00 pm

Saturday, June 24 – Mt. Airy Library, Large Meeting Room – 10:00 to 4:00 pm



Quiltporium!



We all admire handmade treasures and like all quilters we love finding them whenever we shop. In the world of stitching with fabrics, Quilt Shows are like Nirvana once you step inside the front door. Your eyes widen as you take in the display of two hundred+ handmade quilts. Your ears open to catch phrases like “Come look at this one!” and “How many stitches to the inch? AWESOME!” You’re quilt-y little heart gets a charge as you closely examine each one in your path. Then the hunt begins as you feel the come hither call of the hosting members booth of handcrafted goods.. the trash-to-treasure spot where the thrill of finding a bargain lays hidden... the vendors mall where touching and feeling is definitely allowed and dreams of creative possibilities fill your shopping bag with fat quarters and the newest ruler. Your day has been a fuzzy warm success!

JUBILATION! ‘23 will be just that place come August 4-5 and the QUILTPORIUM will be on the “must see” list for everyone attending. They will discover “Miss Fancy” and a flock of funky chicken pin-keeps, ear bud pockets and tag-along bags for everyone on their list, needlebooks and thread catchers too cute to ignore, and plenty of pumpkin masks for Halloween. Every item patiently stitched by FCQG members in helping to make our Quilt Show a resounding success. “It takes a village..” comes to mind when planning a quilt show, a place and a part for every member to offer a hand (or a moment of time!) in return for all the moments shared through guild meetings, monthly speakers, retreats and socials. We’re not quite there yet to filling every spot

on the “to do” list, so VOLUNTEER! We’re not quite there yet to filling our sale baskets to meet the frenzy of TWO FULL DAYS of Quiltporium shoppers, we still need your help in expanding our inventory to cover such an event. Now is the time to start making a few of those larger projects on your own, such as aprons or Microwave bags, table toppers, cat & dog toys, totes, holiday items and anything you can think of. Perhaps a baby blanket, diaper holder or sweet little bib fashioned from “the stash” resting under your bed or in your closet.

For those that need a helping hand in creativity, **a sew-in is scheduled at the Mt. Airy Library on Friday May 12, 12-4pm.** I will be there with kits for 5”x7” table-top sewing caddies, Fall table runners and fun water bottle carriers. Plan on doing some stitching so bring your machine and regular sewing supplies. Snacks and sewing tips given free of charge. Linda Dickinson, Quiltporium Chair

If you’ve been taking home project kits over the last few months, please start bringing finished items back to Guild meetings so we may add them to the Quiltporium Inventory list.
THANK YOU!

*Kits for stitching EAR BUD POCKETS for Quiltporium will be on the table at the Guild Meeting Tuesday May 9
Be sure to stop by... See you there!*

NEW RETREAT FOR 2023

June 5 - 7, 2023

Hallowood Retreat Center, 7300 Banner Road, Dickerson, Maryland 20842;
301-588-4363; www.hallowood.org

2 nights and 3 days - arrival before lunch Monday, June 5, 2023, and departure after lunch Wednesday, June 7

Monday - Lunch, Dinner

Tuesday - Breakfast, Lunch, Dinner

Wednesday - Breakfast, Lunch

Departure - to be determined possibly an extra 4 hour sewing time after lunch

Meals are prepared by Chef Howard

Please check out their website to see the Meeting Spaces and Room

Accommodations

Double Room Rate (2 people per room)

\$260.00 each - until lunch only Wednesday, June 7, 2023

(If we get the extra 4hrs after lunch -\$285.00 per person)

Single Room Rate - \$284.00

(If we get the extra 4hrs after lunch - \$309 per person)

An announcement will be made if the extra 4 hours after lunch is approved. **If it is it will be the same price for everyone, even if you do not choose to stay the additional time.** We are paying as a group.



Please call or email Melinda Horner (Contact info in Guild Directory)

If you want to attend. You may send your deposit to Guild Treasurer Annette Dietrich (Contact info in Guild Directory)

May SCRAPBUSTING

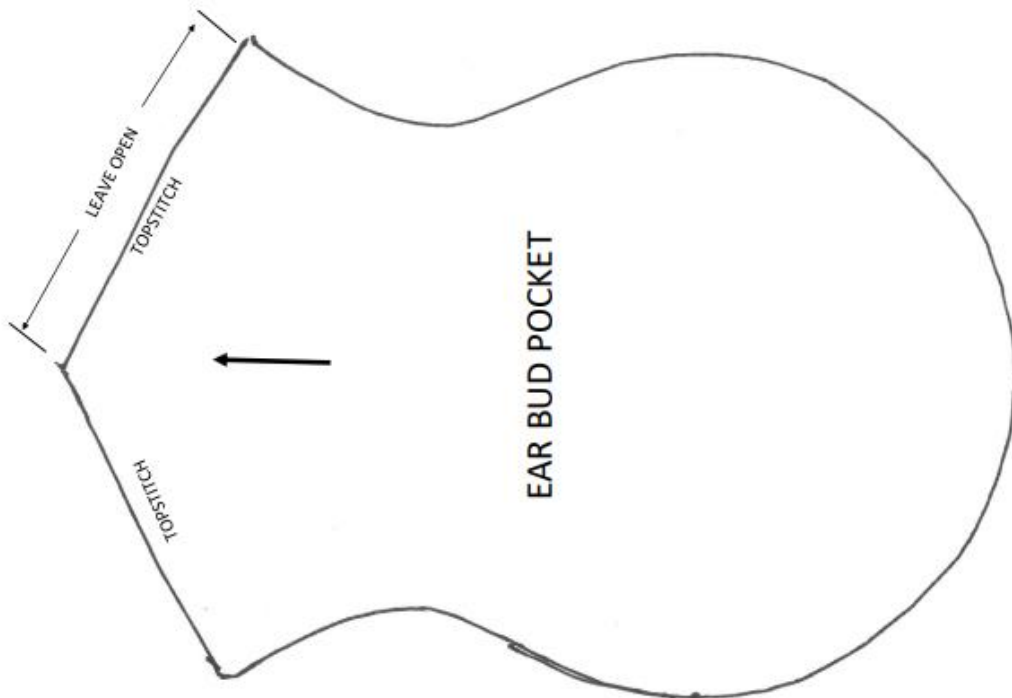
by Linda Dickinson



YOU WILL NEED:

- 2 - 5" x 7" fabrics (1 print, 1 contrasting)
- 1 - 5" x 7" contrasting print for *front pocket*
- 1 - 5" x 7" fusible fleece
- 1 - 3 1/2" x 5" fusible fleece

1. Trace pattern on cardstock or stencil vinyl and cut out to make template.
2. Center template 3/8" from bottom on wrong side of lighter 5" x 7" fabric and trace around it with fusion pen. This traced line will be your stitching line. Set fabric aside.
2. Press 5" x 7" fusible fleece to wrong side of remaining 5" x 7" print fabric.
3. To prepare front pocket: Fold 5" x 7" front pocket piece in half wrong sides together, 5" edges will meet. Finger press center line. Open flat with wrong side up. Place 3 1/2" x 5" fusible fleece, center line to cut edge. Refold fabric to make 3 1/2" x 5" sandwich, right sides facing out, cut edges even. Press and set aside.
4. Lay print fabric right side up with a short edge toward top. Place folded front pocket on top with cut edges even at bottom and fold toward center line. Lay 5" x 7" contrasting print face down, making a sandwich matching all cut edges. Your stitching line will be visible on top. Clip or pin to hold.
5. Stitch on marked line, leaving opening for turning. Be sure to lock stitching at beginning and end. Trim seam and clip curves, leaving 3/8" fabric at opening for folding in. I used pinking shears for trimming.
6. Turn right side out, pocket should be on side with contrasting fabric. Print does not have pocket.
7. Tuck 3/8" fabric in opening and press. Top-stitch along straight edge at top to secure opening.
8. Fold over top flap to cover pocket and press. **A color matched snap will be added at a later date.**



Upcoming Quilt Shows

Upcoming 2022 Quilting Events		
2023	Various Shows	The Big List of 2023 Quilt Shows Rona the Ribbiter

Currently, all FCQG Meetings are being held at Calvary United Methodist Church in Mt. Airy. Additionally, the meetings will be on Zoom for those who are more comfortable with that format. Join us the 2nd Tuesday of each month!

HOW TO CONNECT: (NOTE: NEW ZOOM INFORMATION)

Join Zoom Meeting

<https://us02web.zoom.us/j/4041727482?pwd=MkVNRDdTVMhVTIZTTWdwL3J2VkZ6dz09>

Meeting ID: 404 172 7482

Passcode: Quilts2022

One tap mobile

+13017158592,,4041727482#,,,,*4209865904# US (Washington DC)

+16465588656,,4041727482#,,,,*4209865904# US (New York)

Dial by your location

+1 301 715 8592 US (Washington DC)

+1 646 558 8656 US (New York)

+1 646 931 3860 US

+1 309 205 3325 US

+1 312 626 6799 US (Chicago)

+1 669 900 9128 US (San Jose)

+1 719 359 4580 US

+1 253 215 8782 US (Tacoma)

+1 346 248 7799 US (Houston)

+1 386 347 5053 US

+1 564 217 2000 US

+1 669 444 9171 US

Meeting ID: 404 172 7482

Passcode: 4209865904

Find your local number: <https://us02web.zoom.us/j/4041727482?pwd=MkVNRDdTVMhVTIZTTWdwL3J2VkZ6dz09>

Other Guild Contacts

Maryjean Spencer, Beekeeper

maryjean.spencer@fourcountyquilters.org

Mary Jo Richmond, Membership

maryjo.richmond@fourcountyquilters.org

Maryjean Spencer, Newsletter

maryjean.spencer@fourcountyquilters.org

FCQG Minutes April 11, 2023

A pre-meeting demonstration was presented by Marsha Greenslit. She showed us how to make fascinators to wear to our upcoming tea. Flowers and feathers and tulle, oh my! Thank you, Marsha.

The meeting was called to order by Marilyn Whalen, president. Leslie Cole was the technical advisor for the evening.

There was one visitor. In addition, Barbara Gardner and Judy Puckett, from Milltown Quilters, presented their raffle quilt.

Birthdays were acknowledged and birthday ladies encouraged to take a fat quarter from the birthday box.

Marilyn thanked everyone for their clean-up efforts last month and requested a repeat performance.

Rhonda Madden introduced our guest speaker, Elizabeth Lay. She is curator of textiles at Montgomery Co. Historical Museum. She has worked in many museums worldwide. Her topic was, "The Work of Women's Hands—Maryland Chintz Quilts." Much of her talk involved the evolution of chintz fabric and its use in a prized quilt displayed at the Montgomery Co. Museum.

Before continuing the business meeting, Marilyn made an announcement about the sudden hospitalization of our friend and member Libi Driggers. Cards were circulated for well wishes to Libi. Libi, along with Maureen Dixon, was the coordinator of our charity project, "Sleep in Heavenly Peace." Much of the donated fabric was at Libi's house, and it has been transferred to Marilyn's house. Members were asked to take a quilt top to finish. Also, there was an abundance of fabric for backing donated by Charlotte's Quilt Shop. Marilyn thanked Sue Richter (owner), and a thank-you card will be sent by Vicki.

New Business:

The minutes of the March 2023 meeting were approved. Sue Dieringer-Boyer motioned and Nancy Willet seconded with the minutes being approved by majority vote.

Annette Dietrich gave the Treasurer's Report. The total funds in our PNC account are \$xx,xxx.

Kristi Dillard, co-chairman of the Quilters' Tea Committee, asked for a budget increase of \$xxx for equipment rental of chairs and tables. The increase was approved by majority vote.

Vicki Brewer, co-chairman of the Philanthropy Committee, suggested a change to the by-laws. Under the current rule, funds can only be given to an **organization**. The committee (Sue Dieringer-Boyer, Nanci O'Brien, and Vicki) asked for this to be broadened to include **individuals or groups** involved with textiles. After a short discussion, the change was approved.

The projected budget for 2023-2024, was presented by Annette Dietrich. Annette gave a detailed explanation of revenue and expenses for the upcoming period. The budget will be voted on at the May meeting.

Committee Reports:

Tea Party: Kristi encouraged members to sign-up for the tea and choose either a savory or a sweet item to bring to share. There was a sign-up list in the back. The tea will be held on May 6 from 1:00-4:00, at Kristi's home: (Contact info in Guild Directory) Bring your Challenge Quilt for competition. The theme of the challenge is "Country Living". Remember to wear your fascinator!

Quilt Show: Mary Jo Richmond informed the members that there will be a digital sign-up sheet for volunteer slots at the show. She also reminded us that membership renewal is due by **June 30** in order to qualify to exhibit a quilt in the show. Janie Benton repeated her request for "bees" to consider making a raffle basket. She had a display with

suggested ideas and a list of which bees had signed up already. Linda Dickinson had crafty kits for members to take and make for the "Quiltporium" table. She suggested that we have a pot-luck after the show to celebrate our hard work.

Badges: Amanda Mosko reported that the new member badges will have a new design and are nearly finished. Wait for them!

Other Items:

The sewing bee times at local libraries are listed in the newsletter.

Tessa Gordon reminded us of a yard sale presented by her bee. It will be held on April 21-22.

Marilyn told us about a show called "Stitches Through Time" at Heritage Frederick. She announced a Quilt-in (30 people only) on April 29 from 10-4:00. If interested, call for details.

Ann Marie Schmelter gave out multiple door-prizes!

"Show and Tell" participants were Annette Dietrich, Margaret Minton, Janie Benton, Marsha Greenslit, Olga Schrichte, Andrea Craig, Jeanne Luke, Bonny Kindt, and Jane Dennis (2).

The meeting adjourned at 9:00 pm.