

Lily Catalog



Ednie Flower Bulbs

a Division of Fred C. Gloeckner & Company, Inc.



Fred C.

Gloeckner
&
Company,
Incorporated

Dear Commercial Grower,

Welcome to the latest version of our Hybrid Lily Catalog. We now offer over 100 varieties of lilies from which to choose. Included are several exciting new and exclusive varieties. Whether you grow cut or pot lilies, in greenhouses, or in the field, we have the best selection for your needs based on color and type.

In addition to Lilies, Gloeckner has the following divisions to meet all of your growing needs: Young Plants & Plugs, Grower Supplies, Seeds, Bulbs and Perennials.


Please contact your Gloeckner or Ednie Sales Field Representative directly or call our offices with your questions and orders.

With Kind regards,

Your Gloeckner-Ednie Team.

Gloeckner & Ednie Overview of Catalogs

The Fred C. Gloeckner company provides a full range of products and services to the commercial horticulture industry for the entire USA, Canada, Central, and South America



Payment Information

CREDIT CARDS: (credit card charged at time of shipping)



CHECK OR MONEY ORDER:

Make checks or money orders payable in US dollars drawn on a US bank to:

Fred C. Gloeckner & Co., Inc.

550 Mamaroneck Ave.

Harrison, NY 10528-1621

OPEN ACCOUNT:

Terms Net 30 days. Credit Applications are available online at www.fredgloeckner.com or by calling 1-800-345-3787.

WIRE TRANSFER:

All wire transfers accepted in US dollars. Please reference invoice number.

For information needed to complete a wire transfer call 800-345-3787.

Table of Contents

Ordering Information	3
Gloeckner & Ednie Field Representatives	4-5
Asiatic Lilium for Cut	6-9
LA Lilium for Cut	10-15
Oriental Lilium for Cut	16-19
OT Lilium for Cut	20-22
Collections for Cut	23
Growing Instruction	24-26
Pot Section	27
Asiatic Lilium for Pots	28-33
LA Lilium for Pots	34-35
Oriental Lilium for Pots	36-39

Ordering Information

TO RECEIVE THE BEST SELECTION OF VARIETIES AND SIZES, ORDERS SHOULD BE PLACED AS EARLY AS POSSIBLE

PRICING INFORMATION: PRICES ARE IN US DOLLARS

\$100 minimum order per shipment. A \$3.00 charge per box/crate and shipping cost will be added to all invoices.

SPECIAL NOTE: Due to unstable exchange rates between the U.S. Dollar and the European Euro please consider these prices as guidelines. Prices are subject to change without notice.

Volume discounts may apply for large orders, please ask your Gloeckner or Ednie representative for details.

Availability

ASIATIC and LA HYBRID LILY BULBS will be available PRECOOLED and ready for shipping by late December.

ORIENTAL and OT HYBRID LILY BULBS will be available PRECOOLED and ready for shipping by mid-January.

VINTAGE LILIES will be available and ready for shipping by late January.

Hybrid Lily Bulbs can be forced year-round beginning in December. Our lily bulbs are always shipped PRECOOLED, ready for planting immediately, and will start to grow upon arrival. Please see our schedule/forcing guide for details.

Shipping

For smaller shipments we use Fedex Ground or UPS, for larger palletized truck shipments your order will be shipped via an LTL carrier.

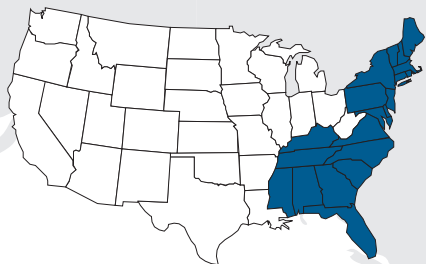
Freight Cost is Additional: F.O.B. Clackamas, Oregon or Fredon, New Jersey

Case Dimensions: 16"x9"x24" Approximate Weight per Case: 48 lbs

Substitutions

For varieties that are unavailable, we will substitute bulbs of equal or greater value, but always the same color and cultural habit as specified on your order. If substitutes are not acceptable, please specify when placing your order.

NORTHEAST/SOUTHEAST



Walter Bissex

South Huntington, NY 11746
Cell: 516-982-5925
Fax: 631-385-7567
wbissex@fredgloeckner.com
Territory: CT, NY (Westchester County, Metropolitan area/NYC, Long Island)

Tom Caan

Baltimore, MD 21231
Cell: 920-912-3904
Fax: 443-449-6645
tcaan@fredgloeckner.com
Territory: Eastern PA, Southern NJ, DE, MD

E. Dick den Breejen

Fredon, NJ 07860
Cell: 973-903-7253
MisterD@ednieflowerbulb.com
Territory: Northeast, Midwest, Southwest, West Coast, Canada

Jeffrey den Breejen

Fredon, NJ 07860
973-940-2700
Cell: 973-534-1910
jeff@ednieflowerbulb.com
Territory: Southeast, Mid Atlantic

Bob Humm

Akron, OH 44312
330-699-1345
Cell: 330-620-5306
rhumm@fredgloeckner.com
Territory: Western NY, Western PA

Jeff Nameth

Arden, NC 28704-2608
Cell: 828-215-6322
jeffnameth@bellsouth.net
Territory: VA, NC, FL, SC

Gene Orsini

Dumont, NJ 07628
201-385-0173
Fax: 201-385-1272
geneorsini@optonline.net
Territory: Northern & Central NJ, Southern NY, Western MA

Tom Seibert

Marietta, GA 30066
Cell: 404-416-6713
tseibert@fredgloeckner.com
Territory: GA, AL, KY, TN, MS, Northern Panhandle FL

David J. Toohey

Foster, RI 02825
Cell: 401-226-8876
Home/Fax: 401-397-2531
dtoohy@fredgloeckner.com
Territory: NH, VT, MA, RI, ME

Jan Van Oosten

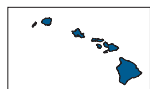
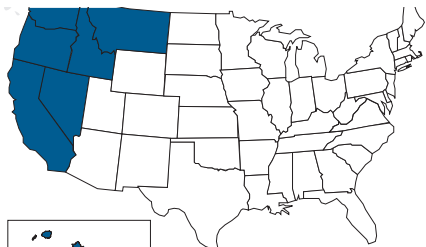
Phillipsburg, NJ 08865
Cell: 973-919-4051
jan@ednieflowerbulb.com
Territory: New England, Mid Atlantic

Cut Flower Specialist

Dave Dowling

Fredon, NJ 07860
973-940-2700
dave@ednieflowerbulb.com
Territory: USA, Canada

WEST COAST



Michael Cardosa

Carlsbad, CA 92011
760-931-8510
Cell: 760-688-6881
Fax: 760-438-1601
mcardosa@fredgloeckner.com
Territory: CA, HI

E. Dick den Breejen

Fredon, NJ 07860
Cell: 973-903-7253
MisterD@ednieflowerbulb.com
Territory: Northeast, Midwest, Southwest, West Coast, Canada

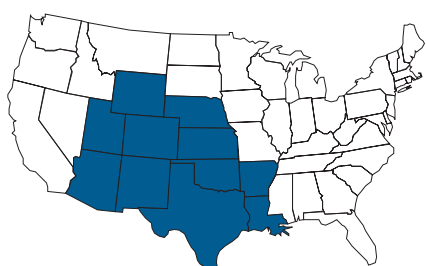
Tom Jobb

Bothell, WA 98012
Cell: 206-612-3350
Fax: 425-967-5829
tjobb@fredgloeckner.com
Territory: WA, OR, ID, MT, Alberta BC

Tim Quirk

Grover Beach, CA 93433
Cell: 805-709-6161
Fax: 805-481-0773
tquirk@fredgloeckner.com
Territory: CA, HI

SOUTHWEST



Dan Busch

Broomfield, CO 80020
Cell: 303-725-1779
Fax: 303-583-8353
dbusch@fredgloeckner.com
Territory: CO, WY, AZ, KS, NE, UT, Northern NM

E. Dick den Breejen

Fredon, NJ 07860
Cell: 973-903-7253
MisterD@ednieflowerbulb.com
Territory: Northeast, Midwest, Southwest, West Coast, Canada

Clay Hendon

Compton, AR 72624
979-561-6167
chendon@fredgloeckner.com
Territory: OK, AR, LA, TX

Manager LED Solutions, United States

Ricardo Campos

Encinitas, CA 92024
760-707-7065
rcampos@fredgloeckner.com

Richard J. Boesen

Des Moines, IA 50322
 Cell: 515-306-9975
 Fax: 515-277-1326
 rboesen@fredgloeckner.com
 Territory: IA, KS, MO, IL

E. Dick den Breejen

Fredon, NJ 07860
 Cell: 973-903-7253
 MisterD@ednieflowerbulb.com
 Territory: Northeast, Midwest, Southwest,
 West Coast, Canada

Shayne Johnson

Lakeville, MN 55044
 Cell: 952-836-6180
 Fax: 952-435-9048
 sjohnson@fredgloeckner.com
 Territory: MN, IA, ND, SD, Western WI

Brock T. Lehman

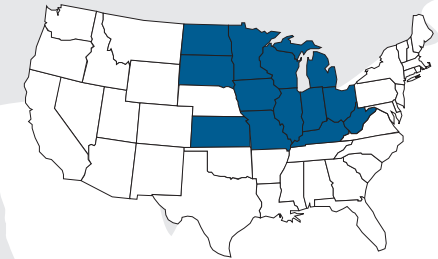
Canton, OH 44721
 Cell: 330-687-4387
 Fax: 330-838-2253
 brocktlehman@gmail.com
 Territory: OH, WV, KY

Matthew Miller

Neillsville, WI 54456
 Cell: 608-630-0345
 Fax: 800-731-7886
 mmiller@fredgloeckner.com
 Territory: WI, Northern IL, Michigan UP

Michael J. Porto

Tipp City, OH 45371
 Cell: 937-479-2089
 Fax: 937-506-8407
 mporto@fredgloeckner.com
 Territory: MI, IN, Northwest OH

MIDWEST**Canada****Monica Alvarez**

Harrison, NY 10528
 914-607-5433
 malvarez@fredgloeckner.com

E. Dick den Breejen

Fredon, NJ 07860
 Cell: 973-903-7253
 MisterD@ednieflowerbulb.com

Tom Jobb

Bothell, WA 98012
 Cell: 206-612-3350
 Fax: 425-967-5829
 tjobb@fredgloeckner.com

Manager LED Solutions**Ricardo Campos**

Encinitas, CA 92024
 760-707-7065
 rcampos@fredgloeckner.com

INTERNATIONAL
(Hablamos Español)**Mexico, Central & South America****Gloeckner Colombia**

Contact: Lix Villarraga
 Cell: +314-4507682
 lvillarraga@fredgloeckner.com

Contact: Gustavo Ochoa
 Cell: +3115222671
 gochoa@fredgloeckner.com

Gloeckner Ecuador

Contact: Carlos Martinez
 Cell : +999301980
 cmartinez@fredgloeckner.com

Bersal Group – Uruguay

Contact: Martin Salaberry
 +598-26235078
 msalaberry@bersalgroup.com

Germán Tencio Masis – Costa Rica

+506 888 43469
 German.tencio10@gmail.com

FloraPlant SV de CV – Mexico

Contact: Gilberto Gomez Peltier
 +7773620152
 Gilberto@floraplant.com

Incaforest E.I.R.L. – Peru

Contact: Maria Quevedo Guillen
 Tel: +51-12712004
 incaparq@hotmail.com

Floreska Villa Guerrero (Flor de Corte) – Mexico

Contact: Alberto Puebla
 714 1462166
 floreskavilla@hotmail.com



For the rest of your **INTERNATIONAL** inquires, please contact:

Toll Free in US: 800-345-3787
 Outside the US: 914-698-2300

Monica Alvarez Ext. 133
 malvarez@fredgloeckner.com

Amparo Galarza Ext. 131
 agalarza@fredgloeckner.com

Asiatic Lilies - Cut



Black Stone

Height	12-14 cm.	3-5 buds	Force wks.
49"	14-16 cm.	4-5 buds	14



Landini

Height	12-14 cm.	3-5 buds	Force wks.
39"	14-16 cm.	4-7 buds	14



Marianne Timmer

Height	12-14 cm.	3-5 buds	Force wks.
40"	14-16 cm.	4-6 buds	12



Red Twins

Height	12-14 cm.	3-4 buds	Force wks.
35"	14-16 cm.	4-6 buds	11



Fata Morgana

Height	12-14 cm.	6-8 buds	Force wks.
41"	14-16 cm.	8-10 buds	11



Summer Breeze

Height	12-14 cm.	3-5 buds	Force wks.
45"	14-16 cm.	4-6 buds	11

Asiatic Lilies - Cut



Yellow County

Height	12-14 cm.	3-5 buds	Force wks.
45"	14-16 cm.	4-6 buds	11



Brunello

Height	12-14 cm.	3-7 buds	Force wks.
35"	14-16 cm.	6-8 buds	13



Tresor

Height	12-14 cm.	3-6 buds	Force wks.
43"	14-16 cm.	5-7 buds	13



AnnMarie's Dream

Height	12-14 cm.	3-5 buds	Force wks.
36"	14-16 cm.	4-6 buds	13



Navona

Height	12-14 cm.	4-7 buds	Force wks.
39"	14-16 cm.	6-9 buds	13



Black Eye

Height	12-14 cm.	4-6 buds	Force wks.
35"	14-16 cm.	5-7 buds	13

Asiatic Lilies - Cut



Height 40"	12-14 cm. 14-16 cm.	3-5 buds 4-6 buds	Force wks. 13
---------------	------------------------	----------------------	------------------



Height 36"	12-14 cm. 14-16 cm.	3-5 buds 4-6 buds	Force wks. 12
---------------	------------------------	----------------------	------------------



Height 36"	12-14 cm. 14-16 cm.	3-5 buds 4-6 buds	Force wks. 13
---------------	------------------------	----------------------	------------------



Height 45"	12-14 cm. 14-16 cm.	3-5 buds 5-7 buds	Force wks. 12
---------------	------------------------	----------------------	------------------



Height 35"	12-14 cm. 14-16 cm.	3-4 buds 4-5 buds	Force wks. 12
---------------	------------------------	----------------------	------------------



Height 38"	12-14 cm. 14-16 cm.	4-6 buds 5-7 buds	Force wks. 11
---------------	------------------------	----------------------	------------------

Asiatic Lilies - Cut



Orange Art

Height 43"	12-14 cm.	4-5 buds	Force wks. 13
	14-16 cm.	5-7 buds	



Patricia's Pride

Height 37"	12-14 cm.	3-4 buds	Force wks. 11
	14-16 cm.	5-6 buds	



Pieton

Height 45"	12-14 cm.	7-9 buds	Force wks. 13
	14-16 cm.	8-10 buds	



Purple Eye

Height 45"	12-14 cm.	2-4 buds	Force wks. 13
	14-16 cm.	3-5 buds	



Tribal Dance

Height 36"	12-14 cm.	4-6 buds	Force wks. 13
	14-16 cm.	6-8 buds	



Vermeer

Height 35"	12-14 cm.	3-5 buds	Force wks. 13
	14-16 cm.	5-7 buds	

LA Lilies - Cut



Armandale

Height 47"	14-16 cm. 16-18 cm.	5-7 buds 6-8 buds	Force wks. 11
---------------	------------------------	----------------------	------------------



Bourbon Street

Height 50"	14-16 cm. 16-18 cm.	5-7 buds 6-8 buds	Force wks. 14
---------------	------------------------	----------------------	------------------



Corleone

Height 45"	14-16 cm. 16-18 cm.	4-5 buds 5-6 buds	Force wks. 12
---------------	------------------------	----------------------	------------------



Dimension

Height 49"	14-16 cm. 16-18 cm.	3-5 buds 4-5 buds	Force wks. 14
---------------	------------------------	----------------------	------------------



Original Love

Height 47"	14-16 cm. 16-18 cm.	3-6 buds 4-7 buds	Force wks. 13
---------------	------------------------	----------------------	------------------



Red Rock

Height 41"	14-16 cm. 16-18 cm.	3-5 buds 4-6 buds	Force wks. 10
---------------	------------------------	----------------------	------------------

LA Lilies - Cut



Venetian

Height	14-16 cm.	3-5 buds	Force wks.
50"	16-18 cm.	4-6 buds	14



Aygo

Height	14-16 cm.	3-5 buds	Force wks.
49"	16-18 cm.	4-6 buds	13



Desert Inn

Height	14-16 cm.	3-5 buds	Force wks.
49"	16-18 cm.	4-6 buds	13



Nashville

Height	14-16 cm.	2-4 buds	Force wks.
41"	16-18 cm.	3-5 buds	15



Pavia

Height	14-16 cm.	4-6 buds	Force wks.
53"	16-18 cm.	5-7 buds	13



Yellow Diamond

Height	14-16 cm.	4-6 buds	Force wks.
37"	16-18 cm.	5-7 buds	12

LA Lilies - Cut



Arbatax

Height	14-16 cm.	3-5 buds	Force wks.
47"	16-18 cm.	4-6 buds	12



Batistero

Height	14-16 cm.	3-5 buds	Force wks.
39"	16-18 cm.	4-6 buds	11



Brindisi

Height	14-16 cm.	3-5 buds	Force wks.
35"	16-18 cm.	4-6 buds	12



Mandalay Bay

Height	14-16 cm.	3-5 buds	Force wks.
33"	16-18 cm.	4-6 buds	10



Merlet

Height	14-16 cm.	3-4 buds	Force wks.
55"	16-18 cm.	4-5 buds	14



Menorca

Height	14-16 cm.	4-5 buds	Force wks.
41"	16-18 cm.	5-7 buds	12

LA Lilies - Cut



Salmon Classic

Height 37"	14-16 cm. 16-18 cm.	3-5 buds 4-6 buds	Force wks. 10
---------------	------------------------	----------------------	------------------



Royal Sunset

Height 47"	14-16 cm. 16-18 cm.	6-9 buds 8-11 buds	Force wks. 11
---------------	------------------------	-----------------------	------------------



Caesars Palace

Height 47"	14-16 cm. 16-18 cm.	4-6 buds 5-7 buds	Force wks. 15
---------------	------------------------	----------------------	------------------



Honesty

Height 45"	14-16 cm. 16-18 cm.	4-5 buds 5-6 buds	Force wks. 11
---------------	------------------------	----------------------	------------------



Millionaire

Height 47"	14-16 cm. 16-18 cm.	4-6 buds 5-7 buds	Force wks. 14
---------------	------------------------	----------------------	------------------



Sunderland

Height 43"	14-16 cm. 16-18 cm.	4-6 buds 5-7 buds	Force wks. 12
---------------	------------------------	----------------------	------------------

LA Lilies - Cut



Bach

Height 49"	14-16 cm.	3-5 buds	Force wks. 12
	16-18 cm.	4-6 buds	



Courier

Height 47"	14-16 cm.	5-7 buds	Force wks. 11
	16-18 cm.	6-8 buds	



Ercolano

Height 37"	14-16 cm.	3-5 buds	Force wks. 12
	16-18 cm.	4-6 buds	



Eyeliner

Height 49"	14-16 cm.	3-5 buds	Force wks. 14
	16-18 cm.	4-6 buds	



Richmond

Height 37"	14-16 cm.	3-5 buds	Force wks. 12
	16-18 cm.	4-6 buds	



Couplet

Height 47"	14-16 cm.	3-6 buds	Force wks. 13
	16-18 cm.	4-7 buds	



White Brush

Height 41"	14-16 cm. 16-18 cm.	3-5 buds 4-6 buds	Force wks. 10
---------------	------------------------	----------------------	------------------



Yellow Brush

Height 41"	14-16 cm. 16-18 cm.	5-6 buds 6-7 buds	Force wks. 12
---------------	------------------------	----------------------	------------------



Oriental Greenhouse Production

Oriental Lilies - Cut



Barossa

Height	14-16 cm.	3-5 buds	Force wks.
43"	16-18 cm.	4-6 buds	14



King Solomon

Height	14-16 cm.	2-4 buds	Force wks.
37"	16-18 cm.	3-5 buds	15



Red Eyes

Height	14-16 cm.	3-5 buds	Force wks.
37"	16-18 cm.	4-6 buds	15



Ripasso

Height	14-16 cm.	3-5 buds	Force wks.
39"	16-18 cm.	4-6 buds	15



Special News

Height	14-16 cm.	4-6 buds	Force wks.
39"	16-18 cm.	5-7 buds	15



Stargazer

Height	14-16 cm.	2-4 buds	Force wks.
35"	16-18 cm.	4-6 buds	15

Oriental Lilies - Cut



Height	14-16 cm.	4-7 buds	Force wks.
43"	16-18 cm.	6-8 buds	15



Height	14-16 cm.	2-4 buds	Force wks.
37"	16-18 cm.	3-5 buds	13



Height	14-16 cm.	5-6 buds	Force wks.
43"	16-18 cm.	6-7 buds	15



Height	14-16 cm.	3-5 buds	Force wks.
45"	16-18 cm.	4-6 buds	14



Height	14-16 cm.	3-4 buds	Force wks.
35"	16-18 cm.	4-7 buds	12



Height	14-16 cm.	2-5 buds	Force wks.
47"	16-18 cm.	3-6 buds	15

Oriental Lilies - Cut



Crystal Blanca

Height	14-16 cm.	3-4 buds	Force wks.
49"	16-18 cm.	4-6 buds	16



Meriva

Height	14-16 cm.	2-4 buds	Force wks.
47"	16-18 cm.	4-6 buds	16



Rialto

Height	14-16 cm.	4-6 buds	Force wks.
47"	16-18 cm.	5-7 buds	16



Tourega

Height	14-16 cm.	2-4 buds	Force wks.
45"	16-18 cm.	3-5 buds	17



White City

Height	14-16 cm.	3-5 buds	Force wks.
43"	16-18 cm.	4-6 buds	14



White Eyes

Height	14-16 cm.	2-3 buds	Force wks.
43"	16-18 cm.	3-5 buds	16

Oriental Lilies - Cut



Purple Hype

Height 47"	14-16 cm.	4-6 buds	Force wks. 14
	16-18 cm.	5-7 buds	



Madelaine

Height 36"	14-16 cm.	3-5 buds	Force wks. 16
	16-18 cm.	4-7 buds	



San Simeon

Height 43"	14-16 cm.	3-5 buds	Force wks. 15
	16-18 cm.	4-6 buds	



Tiger Edition

Height 39"	14-16 cm.	3-4 buds	Force wks. 15
	16-18 cm.	4-6 buds	



Tiger Woods

Height 39"	14-16 cm.	4-5 buds	Force wks. 17
	16-18 cm.	6-8 buds	



Virtuoso

Height 43"	14-16 cm.	3-5 buds	Force wks. 14
	16-18 cm.	4-6 buds	

OT Lilies - Cut



Carbonero

Height	16-18 cm.	3-5 buds	Force wks.
45"	18-20 cm.	4-6 buds	12



Touchstone

Height	16-18 cm.	4-6 buds	Force wks.
53"	18-20 cm.	5-7 buds	15



Exotic Sun

Height	16-18 cm.	3-5 buds	Force wks.
51"	18-20 cm.	4-6 buds	16



Lesotho

Height	16-18 cm.	3-5 buds	Force wks.
45"	18-20 cm.	4-6 buds	15



Outback

Height	16-18 cm.	4-6 buds	Force wks.
41"	18-20 cm.	5-7 buds	14



Yelloween

Height	16-18 cm.	4-6 buds	Force wks.
53"	18-20 cm.	5-7 buds	15



Dalian

Height 49"	16-18 cm. 18-20 cm.	3-5 buds 4-6 buds	Force wks. 15
---------------	------------------------	----------------------	------------------



Empoli

Height 45"	16-18 cm. 18-20 cm.	4-6 buds 5-7 buds	Force wks. 13
---------------	------------------------	----------------------	------------------



Robina

Height 45"	16-18 cm. 18-20 cm.	1-3 buds 2-4 buds	Force wks. 14
---------------	------------------------	----------------------	------------------



Table Dance

Height 41"	16-18 cm. 18-20 cm.	4-6 buds 5- 7 buds	Force wks. 14
---------------	------------------------	-----------------------	------------------



Corcovado

Height 41"	16-18 cm. 18-20 cm.	3-5 buds 4-6 buds	Force wks. 15
---------------	------------------------	----------------------	------------------



Saltarello

Height 37"	16-18 cm. 18-20 cm.	3-6 buds 5-7 buds	Force wks. 14
---------------	------------------------	----------------------	------------------

OT Lilies - Cut



Forever

Height	16-18 cm.	4-5 buds	Force wks.
43"	18-20 cm.	5-6 buds	14



Zambesi

Height	16-18 cm.	4-5 buds	Force wks.
45"	18-20 cm.	5-6 buds	14



Flashpoint

Height	16-18 cm.	4-6 buds	Force wks.
49"	18-20 cm.	5-7 buds	15



Lavon

Height	16-18 cm.	3-4 buds	Force wks.
36"	18-20 cm.	4-6 buds	13



Nymph

Height	16-18 cm.	3-5 buds	Force wks.
53"	18-20 cm.	15 buds	15



*Photos compliments of
Kent Miles - Illinois Willows*

Lilium Collections

LA Collection A



LA Collection B



LA Collection C



OT Collection



Oriental Collection



Cut Lily Growing Instructions

Helpful Recommendations

We have put together the following suggestions to help you produce an optimum crop of lilies. They are reviewed periodically as more research become available and when the industry brings new ideas that are very helpful.

Most of the information is derived from research by several leading universities. Our helpful recommendations are a combination of their information, our own research and trials of various cooling methods.

General

Most of the following instructions are the same for lilies grown indoors as well as outdoors. If they differ attention will be made with *OUTDOOR* and or *INDOOR*. If special attention need to be made to certain group, it will be mentioned as well.

INDOOR: A year-round program is possible if additional lighting is available during the darker months (less than twelve hours daylight). Forcing time varies greatly. Lilies are dug in late fall or early winter, stored in our warehouse coolers at approximately 29 degrees fahrenheit and are available year-round.

If more assistance is needed or you have any questions, please feel free to contact us anytime. Your success is our success.

Growing Medium

INDOOR in CRATES: Media should be sterile, well-drained and have a pH of 6 to 6.5. Soilless mixes that are used should be checked for pH. It is imperative that the pH and the salt levels are checked weekly during the growing time. This may prevent problems. This is especially important to establish a fertilizer program.

"Clean" soil mixes are becoming more and more difficult to obtain. Several mixes can be recommended. However, each mix should be tested in the greenhouses environment, since each greenhouse has different elements such as pH of water etc.

Some growers have excellent results with Coconut Coir (special processed pith of coconut). It adds real value to the mix (soil or soilless). Results of adding Coconut Coir (up to 30%) to the medium are: cleaner, whiter roots and darker green, healthier plants.

Some recommended mixes are:

- * Berger Soil BM1 plus lime, for greenhouses with lower pH's.
- * Berger Soil BM 7, for greenhouses with higher pH's. Metro Mix 360
- * Sunshine Mix
- * Or any other soils that are similar

INDOOR in GROUND BEDS and OUTDOOR: Ground beds and outside soils should be adjusted as much as possible to create the environment mentioned for growing in crates.

Growing (Forcing) & Temperatures

The following information is more pertinent for indoor growing, however it will explain what happens to the outside crops as well. Most lily varieties can be grown year-round. It is important to understand that the plants will react differently in darker months than warm bright summer months. Growing time for all lilies can be divided into three phases:

Phase 1: This starts when plants are placed in the greenhouse until the plant completes Floral Initiation. During this time keep plants on the dry side. Cooler temperatures should be maintained to ensure heavy stem growth and leaf expansion with little space between the inter nodes. This maximizes a short sturdy plant. Floral Initiation generally occurs approximately four to seven weeks after planting, depending on the total number of forcing weeks for the variety. At this time the plant is producing stem roots.

Phase 2: This starts after Floral Initiation is completed and ends at Bud Visible stage. Temperatures should be raised during this phase. If the plants are behind in developing, raise the temperature more.

Phase 3:

This phase starts when buds are visible and ends when the first flowers open. The plant can run warmer if needed or cooler (step-by-step schedule) if possible, to obtain optimum quality.

OUTDOOR: It is difficult or sometimes not possible to regulate temperatures outside. However during hot summer months lilies can be grown under shade cloth or afternoon shade. This will greatly reduce the plant temperature.

INDOOR: During the bright and hot months, shading should be applied. Even during winter months leaf scorch can be prevented by pulling shade curtains on very bright sunny days after a period of dark and grey days. Also see section "Sprays".

Plant Density

By Group	Planted Per	Size 12/14	Size 14/16	Size 16/18	Size 18/20
Asiatics	Crate	25	20	20	
Asi-Florums & LA Type	Crate		20	20	15
Longiflorum & LO's	Crate		20	20	15
Oriental & OT's	Crate		20	20	15
Asiatics	Sq Yard	45-55	50-60	40-50	
Asi-Florums & LA Type	Sq Yard		45-55	40-50	35-45
Longiflorum & LO's	Sq Yard		40-50	35-45	30-40
Oriental & OT's	Sq Yard		40-50	35-45	30-40

Cut Lily Growing Instructions

Lights for Indoor Forcing

Lilies require a medium-to-high light intensity which occurs normally in brighter greenhouses. If plastic houses are used and the plastic is yellowing, stretching may occur. Growth regulators may be needed to control the height in potted lilies. For forcing in darker months, most lilies will need additional lighting in order for the plants to bloom. There are two types of lighting:

1. Assimilation Lighting

This is to increase the quality of the plant during the low light times of the year. After the buds reach 0.5 inch (1.5 centimeters) until harvesting, additional lighting will prevent bud drop, a weaker crop, lighter colored foliage and shorter vase-life. HID lights or equivalent lights are highly recommended. A minimum of 7,500 Lux is needed.

2. Long Day Lighting

This will advance the flowering time. Varieties that take 100 days or longer to force into bloom will especially benefit from this type of lighting. Since the optimum number of daylight hours per day is twelve to sixteen, any difference in the winter months can be made up with artificial lights. The lights can be turned on prior to daylight or at the end of the day. It is recommended to do this only with new crops for spring forcing. The amount of lighting recommended is 20 to 30 watts per square meter. The best time is from emergence of the sprouts until Bud Visible Date or approximately six weeks.

Lilies have two types of roots:

1. **Basal Roots:** The bulb arrives to you with basal roots. These roots need to be developed. For best result (see the section on water).
2. **Stem roots:** Stem roots develop later and are located above the bulb. These usually develop at the time that floral initiation is started.

INDOOR in POTS: There needs to be at least 1½-2" of soil below the bulb and 3-4" of soil above the bulb when planted.

INDOOR in CRATES: It is recommended to store the crates of planted bulbs in a cool area (48 °F is preferred) for several weeks until sprout emerges. After that, crates should be placed in full light immediately to prevent stretching of sprout, and causing weak plants to develop

OUTDOORS in FIELD: It is recommended to plant the bulbs 6 inches below soil level, especially during the warm summer months. This will keep the bulbs cooler and prevents the new shoot from developing too fast.

Water

The soil should be kept on the dry side in the beginning to stimulate root growth. This will also keep the plants shorter. Afterwards, the plants should not dry out, but never be overwatered. This could cause rotting of the roots, which in turn invites insects and diseases. This is easier to regulate by indoor growing than by outdoor growing.

Fertilizer

To grow quality plants, a complete feeding program should be followed. Check if the plant is receiving the correct nutrients by doing a leaf test and soil test. One of the most necessary fertilizers is Calcium Nitrate. After the first watering, a dosage of 300-400 ppm is recommended. Also, prior to Floral Initiation and prior to Bud Visible Date, the plants should have enough calcium available. This will minimize the risk of yellowing and scorching of the leaves. Calcium is also needed when the buds are growing. See next section.

Fertilizer Sprays for Oriental Lilies

Some of the leaf scorching of Oriental Lilies is a direct result of Calcium deficiency. Preventive sprays of Calcium Chloride should be applied. Prior to Bud Visible, (especially when plants are subject to darker days followed by a very bright day) the plant cannot always take up the Calcium as fast needed. A weekly spray of 300 ppm should be applied as soon as the plants are established until the buds are fully visible or fully developed (colored). The weekly rate should be increased to 400 ppm (or 2 sprays of 300 ppm) from the period just before bud visible until after the buds are visible.

Watch for Salt Build Up

Checking your salt levels is very important. This is very simple to do. Salt damage can be prevented by thoroughly watering with clear water every 3rd or 4th watering. Damage will be seen at the tip of the leaves.

Covering Bulbs

OUTDOOR or INDOOR: Bulbs that are planted could be covered with any type of material such as straw, hay, or mulch to keep the soil temperature as cool as possible. This will help increase the quality of the plant. Also, irrigation during warm months will keep the soil temperature lower.

Herbicides

Since clean or steamed soils should be used by indoor growing, outdoors may be a different story. There are several chemicals on the market that can be used to prevent weeds. However any chemical must be applied carefully so not to damage the plant. Especially when the sprouts emerge and the plant is very tender. One recommendation is Direx, always read label first for rates and whether or not it is permitted in your State.

Ventilation

Horizontal air flow is extremely important with indoor growing. This will keep the relative humidity at proper levels. High humidity will stagnate growth and result in poor quality plants. It may cause possible bud drop or weak stems that cannot hold up flowers.

Pot Lily Growing Instructions

Pots and Containers

The size of the pot depends largely on the size of the bulb and the number of bulbs per pot. A standard pot or container is preferred because of its height. This is very important with all lilies because of the two types of roots that are formed. Bulbs should be planted in the center of the pot. There should be a minimum of one inch (2.5 centimeters) of soil under the bulbs and two inches. Recommendations are made (by each variety in each group of lilies) for the quantity of bulbs per size pot or container.

Size Pot or Container	Size 12/14	Size 14/16	Size 16/18	Size 18/20
4" Pot	1	1	1	1
6" Pot	3	2	1	1
8" Pot	5	5	3	3
2 Gallon Container	5	5	4	3
3 Gallon Container	7	7	6	5

Growth Regulators

Since most Lilies are naturally tall, some varieties up to 45 inches (110 centimeters) require a growth regulator. The best growth regulator for dipping and spraying is Sumagic. The quantity of the chemical used depends not only on the greenhouse, but also on the time of year. Darker winter months or darker (plastic covered) greenhouses will demand stronger solutions than bright summer months or bright greenhouses. For higher elevations such as Colorado, growth regulators may hardly be needed. The chemical can be applied as follows:

Bulb dip, bulbs should be dipped for one (1) minute in a Sumagic solution. This can be done the day before the bulbs are planted, but it is not necessary. From May on, bulbs should be dipped in water first (for 30 to 60 minutes) to hydrate the bulbs prior to the Sumagic dip. This may result in more even forcing. The strength of the solution depends on the location of the potted plants and on the variety. For best results, dip bulbs in a 5 to 10 ppm Sumagic solution. Also, generally the larger size of the bulb the stronger the solution. Additional sprays can be used, see below.

Run-Off Spray: If bulbs are not dipped, height can be controlled with Sumagic sprays. Also, if bulbs are dipped and plants are still stretching, additional Sumagic can be applied. Plants should be closely monitored, especially during the first four to six weeks of forcing time. 2.5 to 5 ppm solution can be applied up to three or four times during the growing season. Again, for darker greenhouses a stronger solution is needed.

Grower should be sure that the stems are coated with the solution.

DO NOT SPRAY THE CENTER OF THE PLANT TO AVOID DAMAGE TO THE BUDS!

Generally after two applications the chemical takes effect.

Growth Enhancers

Growth Enhancers, such as Fascination (Promalin) or Provide, are gibberellic acids (C₁₉H₂₂O₆). These substances are produced from a fungus (*Gibberella fujikuroi*) that stimulates plant growth. The benefit to using this is eliminating yellowing of leaves and maintain quality during storage.

Yellowing leaves: In order to eliminate leaf yellowing, plants should be sprayed right before the buds are visible. It is recommended to spray only the lower part of the plant, since plants do stretch from this. A follow-up spray of Sumagic may be needed to control height of plant.

QualityControl: Plants can also benefit from Fascination or Provide when they are sprayed entirely upon completion. This can be done just before storing the plants or before shipping the plants. Benefits are increased shelf life of the plant and overall quality of the plant. Flowers increase in size as well. At this time the whole plant must be sprayed.

Fungicides

Although a clean environment, fresh soil and healthy planting stock will prevent most problems, weather is something no one can control. Indoor sun can be manipulated, water applications can be monitored, but many cloudy days (even with additional lighting) can cause Bothrytis and other diseases.

Outdoors it is more difficult to monitor or control any of the elements. Also here Bothrytis can set in. Brown spots appear on the leaves and flowers. In some cases, most of the leaves will turn brown.

Preventive spraying, or spraying immediately after the first symptoms are noticed, can help save the crop. One of the important items of any fungicides is the possible residue it may leave on the plants. This may reduce appeal of the foliage when selling.

Daconil with a weather stick will not leave any residue. Chipco 26GT may leave a light white residue. A mix of the two fungicides may be very beneficial. Decree ® fungicide is effective against Bothrytis.

Shading

During strong sun light or warm summer months, shading is recommended, either by shade cloth or white wash for inside growing. Shading of outside crops may be beneficial as well, especially in the very warm areas. This will keep the plants cooler, improve the quality, and to help eliminate bud blasting as well.

* These growing recommendations is presented for information only. No endorsement is intended for products mentioned, nor is criticism meant for products not mentioned. Before purchasing and using any pesticides or growth regulators, you must check all labels for registered use, ratios and application frequency.

Pot Lilies



Asiatic Lilies - Pots



Festive Joy

Height	12-14 cm.	3-5 buds	Force wks.
14-16"	14-16 cm.	4-6 buds	11



Latin Joy

Height	12-14 cm.	3-5 buds	Force wks.
12-14"	14-16 cm.	4-6 buds	11



Matrix

Height	12-14 cm.	4-6 buds	Force wks.
12-14"	14-16 cm.	5-7 buds	10



Red Matrix

Height	12-14 cm.	4-6 buds	Force wks.
12-14"	14-16 cm.	5-7 buds	10



Winning Joy

Height	12-14 cm.	4-5 buds	Force wks.
16-18"	14-16 cm.	6-8 buds	11



Classic Joy

Height	12-14 cm.	4-7 buds	Force wks.
14-16"	14-16 cm.	5-8 buds	10

Asiatic Lilies - Pots



Fancy Joy

Height 14-16"	12-14 cm.	4-6 buds	Force wks. 12
	14-16 cm.	5-7 buds	



Golden Joy

Height 16-18"	12-14 cm.	5-7 buds	Force wks. 12
	14-16 cm.	7-9 buds	



Golden Matrix

Height 12-14"	12-14 cm.	4-6 buds	Force wks. 10
	14-16 cm.	5-7 buds	



Pippa Joy

Height 14-16"	12-14 cm.	3-5 buds	Force wks. 10
	14-16 cm.	4-6 buds	



Apricot Joy

Height 12-14"	12-14 cm.	4-6 buds	Force wks. 10
	14-16 cm.	6-8 buds	



Freckled Joy

Height 15-17"	12-14 cm.	4-6 buds	Force wks. 12
	14-16 cm.	5-7 buds	

Asiatic Lilies - Pots



Junior Joy

Height	12-14 cm.	4-6 buds	Force wks.
12-14"	14-16 cm.	5-7 buds	10



Matrix Orange

Height	12-14 cm.	4-6 buds	Force wks.
12-14"	14-16 cm.	6-8 buds	10



Orange Joy

Height	12-14 cm.	4-8 buds	Force wks.
16-18"	14-16 cm.	5-7 buds	10



Victory Joy

Height	12-14 cm.	3-5 buds	Force wks.
14-16"	14-16 cm.	4-6 buds	11



Mountain Joy

Height	12-14 cm.	4-7 buds	Force wks.
14-16"	14-16 cm.	5-8 buds	12



Sparkling Joy

Height	12-14 cm.	3-5 buds	Force wks.
14-16"	14-16 cm.	4-7 buds	11

Asiatic Lilies - Pots



Bright Joy

Height	12-14 cm.	3-5 buds	Force wks.
14-16"	14-16 cm.	4-6 buds	10



Burning Joy

Height	12-14 cm.	4-6 buds	Force wks.
15-18"	14-16 cm.	5-7 buds	10



Century Joy

Height	12-14 cm.	3-5 buds	Force wks.
14-16"	14-16 cm.	4-6 buds	11



Confetti Joy

Height	12-14 cm.	4-6 buds	Force wks.
12-14"	14-16 cm.	7-9 buds	9



Delicate Joy

Height	12-14 cm.	4-6 buds	Force wks.
14-16"	14-16 cm.	5-7 buds	10



Elegant Joy

Height	12-14 cm.	5-7 buds	Force wks.
15-17"	14-16 cm.	7-9 buds	12

Asiatic Lilies - Pots



Joseph Joy

Height	12-14 cm.	3-5 buds	Force wks.
14-16"	14-16 cm.	4-6 buds	11



Juliete Joy

Height	12-14 cm.	4-6 buds	Force wks.
12-14"	14-16 cm.	5-7 buds	10



Majestic Joy

Height	12-14 cm.	3-5 buds	Force wks.
15-17"	14-16 cm.	5-7 buds	12



Panda Joy

Height	12-14 cm.	3-5 buds	Force wks.
14-16"	14-16 cm.	4-6 buds	11



Peppermint Joy

Height	12-14 cm.	4-6 buds	Force wks.
14-16"	14-16 cm.	5-7 buds	11



Perfect Joy

Height	12-14 cm.	4-6 buds	Force wks.
14-16"	14-16 cm.	5-7 buds	11

Asiatic Lilies - Pots



Height	12-14 cm.	3-5 buds	Force wks.
14-16"	14-16 cm.	4-6 buds	11

Combination Pots



Bright & Fancy



Height	12-14 cm.	3-5 buds	Force wks.
12-14"	14-16 cm.	4-6 buds	10

Perfect & Sparking



Classic & Pippa



LA Lilies - Pots



Original Love

Height	14-16 cm.	3-6 buds	Force wks.
47"	16-18 cm.	4-7 buds	13



Pavia

Height	14-16 cm.	4-6 buds	Force wks.
51-55"	16-18 cm.	5-7 buds	13



Brindisi

Height	14-16 cm.	3-5 buds	Force wks.
35"	16-18 cm.	4-6 buds	12



Salmon Classic

Height	14-16 cm.	3-5 buds	Force wks.
35-39"	16-18 cm.	4-6 buds	10



Royal Sunset

Height	14-16 cm.	6-9 buds	Force wks.
47"	16-18 cm.	8-11 buds	11



Millionaire

Height	14-16 cm.	4-6 buds	Force wks.
47"	16-18 cm.	5-7 buds	14



Height 35-39"	14-16 cm. 16-18 cm.	3-5 buds 4-6 buds	Force wks. 12
------------------	------------------------	----------------------	------------------

Ercolano - Grown for Easter



LA Hybrid greenhouse production



LA - Hybrids for Pot Forcing

LA Hybrids are a cross between Longiflorum and Asiatic lilies. The long leaves and larger flowers come from the Longiflorum, and the bright colors are from the Asiatics. These naturally taller varieties can be used to make excellent pot plants. A spray or bulb dip is necessary to control the height. We recommend Sumagic or Concise as the preferred PGR. Please see our Flowering Schedules or Forcing Guides for further information.



PGR's are available in the Gloeckner Grower Supplies Catalog on page 54

Oriental Lilies - Pots



Magny Cours

Height	14-16 cm.	3-4 buds	Force wks.
14-16"	16-18 cm.	4-6 buds	15



Starlight Express

Height	14-16 cm.	3-5 buds	Force wks.
14-16"	16-18 cm.	4-6 buds	15



Star Romance

Height	14-16 cm.	3-5 buds	Force wks.
17"	16-18 cm.	4-6 buds	14



Entertainer

Height	14-16 cm.	4-6 buds	Force wks.
16"	16-18 cm.	5-7 buds	14



Farolito

Height	14-16 cm.	3-6 buds	Force wks.
14-16"	16-18 cm.	4-8 buds	11



First Romance

Height	14-16 cm.	3-4 buds	Force wks.
16"	16-18 cm.	4-5 buds	14

Oriental Lilies - Pots



Gentle Romance

Height	14-16 cm.	4-6 buds	Force wks.
16"	16-18 cm.	5-7 buds	14



Pink Romance

Height	14-16 cm.	3-5 buds	Force wks.
16"	16-18 cm.	4-6 buds	14



Rich Romance

Height	14-16 cm.	4-6 buds	Force wks.
16"	16-18 cm.	5-7 buds	14



Rosy Romance

Height	14-16 cm.	4-6 buds	Force wks.
20"	16-18 cm.	5-7 buds	14



Smart Romance

Height	14-16 cm.	4-6 buds	Force wks.
14-16"	16-18 cm.	5-8 buds	11



Spring Romance

Height	14-16 cm.	4-7 buds	Force wks.
16"	16-18 cm.	5-8 buds	12

Oriental Lilies - Pots



Sweet Romance

Height	14-16 cm.	4-6 buds	Force wks.
16"	16-18 cm.	5-7 buds	14



True Romance

Height	14-16 cm.	3-5 buds	Force wks.
16"	16-18 cm.	4-6 buds	14



White Romance

Height	14-16 cm.	4-6 buds	Force wks.
18"	16-18 cm.	5-7 buds	11



Golden Romance

Height	14-16 cm.	4-6 buds	Force wks.
17"	16-18 cm.	5-8 buds	15



Rapid Romance

Height	14-16 cm.	4-6 buds	Force wks.
17"	16-18 cm.	5-8 buds	11



Rapid Romance



Romance Series



New York Office

550 Mamaroneck Avenue
Harrison, NY 10528

1-800-345-3787

Phone: (914) 698-2300

Fax: (914) 698-0848

Email: info@fredgloeckner.com

Clackamas Bulb Facility

12400 SE Highway 212
Clackamas, OR 97015

1-888-655-0907

Phone: (503) 655-0908

Fax: (503) 655-0979

Email: clackamasbulbs@fredgloeckner.com

Fredon Bulb Facility

37 Fredon Marksboro Road
Fredon, NJ 07860

1-800-243-3643

Phone: (973) 940-2700

Fax: (973) 940-2839

Email: support@ednieflowerbulb.com