



DAHLIAS 2022

Ednie Flower Bulbs



To our Valued Dahlia Customer:

It is with great pleasure that we present our 2022 Dahlia Catalog for the coming season. Much work has gone into this new catalog to offer you an updated assortment. We have removed several varieties that have been troublesome over the past few years, and have added in some new varieties. The new varieties are marked on each page.

2021 was a challenging Dahlia Season in many aspects. Many of the issues stemmed from the warm weather last fall. Although, the weather is out of our control, we have put many things in place for 2022 to improve the tuber quality. Later and different washing methods will be the two biggest changes. Also, as mentioned above we removed from our assortment the varieties that do not handle the washing process well in order to sell, only the highest quality tubers.

As we face a new season filled with many uncertainties and many challenges, be sure that we are here to assist you. You may contact us at GrowerSupport@EdnieFlowerBulb.com. Simple things such as correct scheduling and combination shipments can help to combat rising fuel costs.

We are looking forward to your orders once again. Many of you are repeat customers, some for more than 50 years. Thank you for your past business. If you are a new customer... Welcome!!

Please contact your Ball Seed sales representative directly or call the main office of Ball Seed with your orders or questions you may have. Remember, first come - first serve, so order soon to assure best selection. We are available 6 days a week, always closed on Sunday.


We wish you a successful year, so we will have one as well.

Happy Growing!

Ednie Flower Bulbs

Table of Contents

Decorative, Giant Flowered, Over 10" flowers	8-10
Decorative, Large Flowered, 8" to 10" flowers	11-12
Decorative, Medium Flowered, 6" to 8" flowers	13-14
Decorative, Small Flowered, Under 6" flowers	15-20
Waterlily	21-22
Ball, Over 2" flowers	23-30
Pompon, Under 2" flowers	31
Cactus & Semi-Cactus	32
Anemone	33
Single	34
Miscellaneous	34
Culture Guide & Practical Tips	35-37
Table of Content	38-39

 = cut flower












GIANT FLOWERED DECORATIVE



Café au Lait Rosé
250 mm / 10"




Emory Paul
270 mm / 10.5"



Fairway Spur
250 mm / 10"



Bohemian Spartacus
250 mm / 10"




Clyde's Choice
250 mm / 10"



Café au Lait
270 mm / 10.5"





Gitt's Perfection
250 mm / 10"



Fleurel
250 mm / 10"



Hapet Blue Eyes
250 mm / 10"



Jocondo
250 mm / 10"



Kelvin Floodlight
250 mm / 10"



Hamari Gold
250 mm / 10"



Lavender Perfection
250 mm / 10"



Lavender Ruffles
250 mm / 10"



Mingus Alex
250 mm / 10"





Otto's Thrill
250 mm / 10"



Shiloh Noelle
250 mm / 10"



Sir Alf Ramsey
250 mm / 10"



Wanda's Aurora
250 mm / 10"



White Perfection
250 mm / 10"



Wyn's Farmer John
220 mm / 8.5"



LARGE FLOWERED DECORATIVE




Almand's Joy
200 mm / 8"




Bristol Stripe
220 mm / 8.5"



La Luna
250 mm / 10"



Babylon Purple
200 mm / 8"



Babylon Red
240 mm / 9.5"



Babylon Bronze
220 mm / 8.5"






Libeccio
200 mm / 8"



Lilac Time
200 mm / 8"



Mikayla Miranda
200 mm / 8"



Red Labyrinth
200 mm / 8"



Tyrell
200 mm / 8"

Ednie Flower Bulbs



Snowbound
200 mm / 8"



Spartacus
220 mm / 8.5"



Strawberry Ice
220 mm / 8.5"



Vassio Meggos
200 mm / 8"



Large Flowered Decorative

MEDIUM FLOWERED DECORATIVE



Anna Cornelia
150 mm / 6"



Contraste
150 mm / 6"




American Dawn
150 mm / 6"



Break Out
160 mm / 6.5"




Dazzling Magic
150 mm / 6"



Dr. P.H. Riedell
150 mm / 6"




Medium Flowered Decorative




Peaches
170 mm / 6.5"



Lady Liberty
180 mm / 7"



Nicholas
150 mm / 6"



Patches
150 mm / 6"



Ryan C
150 mm / 6"



Renate Tozio
170 mm / 6.5"



Seduction
150 mm / 6"



Tangerine Dream
170 mm / 6.5"



Thomas A. Edison
170 mm / 6.5"



SMALL FLOWERED DECORATIVE



Baccara
140 mm / 5.5"



Arbatax
100 mm / 4"




Blue Bell
110 mm / 4.5"



American Sun
110 mm / 4.5"




Arabian Night
110 mm / 4.5"



Bluetiful
100 mm / 4"





Caramel Antique
110 mm / 4.5"



Diana's Memory
120 mm / 4.5"



Diva Us
120 mm / 4.5"



Bonesta
100 mm / 4"




Clearview Debbie
140 mm / 4.5"



Crème de Cognac
100 mm / 4"



David Howard
100 mm / 4"



Daisy Duke
80 mm / 3"



Esli
80 mm / 3"





Feline Yvonne
130 mm / 5"



Fluffles
130 mm / 5"



French Cancan
140 mm / 5.5"



Ginger Snap
120 mm / 4.5"



Hapet Daydream
130 mm / 5"



Gitt's Attention
130 mm / 5"



Irish Pinwheel
100 mm / 4"



Karma Amora®
150 mm / 6"



Karma Gold®
130 mm / 5"






Karma Lagoon®
120 mm / 4.5"




Karma Naomi®
140 mm / 5.5"



Karma Prospero®
150 mm / 6"



Kick Off
100 mm / 4"



Manoa
100 mm / 4"

Ednie Flower Bulbs



La Recoleta
70 mm / 3"




Love of my life
100 mm / 4"

NEW



Milena Fleur
130 mm / 5"



Myrthe
120 mm / 4.5"



Small Flowered Decorative



Night Silence
120 mm / 4.5"




Orange Pekoe
130 mm / 5"



Pink Magic
110 mm / 4.5"



Orange Girl
130 mm / 5"



Orange & Snow
130 mm / 5"




Pink Runner
120 mm / 5"



Princesse Elisabeth
100 mm / 4"



Purple Flame
120 mm / 4.5"



Red Runner
110 mm / 4.5"






Salmon Runner
110 mm / 4.5"



Strawberry Cream
90 mm / 3.5"



Sweet Love
100 mm / 4"



Seattle
150 mm / 6"



Seniors Hope
120 mm / 4.5"



Silver Years
150 mm / 6"



Sweet Nathalie
130 mm / 5"



WATERLILY



Berner Oberland
150 mm / 6"



Eternal Snow
130 mm / 5"




Glory van Heemstede
120 mm / 4.5"



Karma Maarten Zwaan®
140 mm / 5.5"




Mister Frans
140 mm / 5.5"



Gerrie Hoek
120 mm / 5.5"






Sam Hopkins
130 mm / 5"



Rancho
150 mm / 6"



Peace Pact
140 mm / 5.5"




Yelno Harmony
120 mm / 4.5"



Yvonne
120 mm / 4.5"



BALL



American Sunset
100 mm / 4"



Babette
100 mm / 4"




Beatrice
100 mm / 4"



Bistro
90 mm / 3.5"




Black Diamond
100 mm / 4"



Blyton Softer Gleam
80 mm / 3"






Brown Sugar
100 mm / 4"



Bonanza
90 mm / 3.5"



Boom Boom White
90 mm / 3.5"



Boy Scout
70 mm / 3"



Caro
100 mm / 4"



Caitlin's Joy
90 mm / 3.5"



Checkers
140 mm / 5.5"



Chimacum Davi
100 mm / 4"



Copper Boy
100 mm / 4"



Cornel Bronze
80 mm / 3"



Cornel
100 mm / 4"



Doris Duke
80 mm / 3"



Downham Royal
100 mm / 4"



Eveline
100 mm / 4"



Cryfield Harmony
100 mm / 4"



Genova
70 mm / 3"



Golden Scepter
70 mm / 3"



Happy Halloween
120 mm / 4.5"





Hillcrest Suffusion
130 mm / 5"



Isabel
80 mm / 3"



Ivanetti
80 mm / 3"



Jomanda
80 mm / 3"



Jowey Chantal
90 mm / 3.5"



Janick's Symphony
100 mm / 4"



Jowey Frambo
100 mm / 4"



Jowey Joshua
110 mm / 4.5"



Jowey Linda
110 mm / 4.5"





Jowey Marilyn
120 mm / 4.5"



Jowey Martina
90 mm / 3.5"




Jowey Nicky
110 mm / 4.5"



Jowey Mirella
90 mm / 3.5"



Julio
90 mm / 3.5"



Linda's Baby
90 mm / 3.5"



Lakeland Autumn
120 mm / 4.5"



Lilac Bull
90 mm / 3.5"



Makwala
90 mm / 3.5"



Ednie Flower Bulbs

Ball



Marble Ball
90 mm / 3.5"




Maroon Fox
70 mm / 3"



Megan Dean
80 mm / 3"



Pink Suffusion
90 mm / 3.5"



Pink Pearl
100 mm / 4"

Ednie Flower Bulbs




Natal
60 mm / 1.5"



Orange Symphony
120 mm / 4.5"



Orsett Beauty
90 mm / 3.5"



Pink Sylvia (Sandra)
90 mm / 3.5"



Ball

NEW




Polentum Supreme
120 mm / 4.5"




Red Cap
90 mm / 3.5"



Red Fox
80 mm / 3"



Robann Regal
90 mm / 3.5"



Ryecroft Jan
90 mm / 3.5"



Red Symphony
120 mm / 4.5"



Salsa
70 mm / 3"



Sebastian
90 mm / 3.5"



Sefton Silvertop
100 mm / 4"





Sweet Fabienne
90 mm / 3.5"




Snoho Sonia
100 mm / 4"




Snowcap
90 mm / 3.5"



Sylvia
110 mm / 4.5"



White Wizard (Light Wizard)
80 mm / 3"



Wizard of Oz
80 mm / 3"



Wine Eyed Jill
90 mm / 3.5"

Ednie Flower Bulbs




Yellow Symphony
120 mm / 4.5"



Zundert Mystery Fox
80 mm / 3"



POMPON



Burlesca
60 mm / 1.5"




Stolze von Berlin
60 mm / 1.5"




White Aster
60 mm / 1.5"



Butercup
40 mm / 1.5"



Franz Kafka
50 mm / 2"



Rocco
40 mm / 1.5"



CACTUS & SEMI-CACTUS



Apricot Star
160 mm / 6.5"



Chat Noir
150 mm / 6"




Karma Bon Bini®
100 mm / 4"




Karma Sangria®
150 mm / 6"



Myrtle's Folly
200 mm / 8"




Preference
120 mm / 4.5"



Penhill Autumn Shade
200 mm / 8"



Omega
200 mm / 8"




Vancouver
150 mm / 6"

ANEMONE



Bon Odori
100 mm / 4"



Rockstar
100 mm / 4"



Take Off
90 mm / 3.5"



Mambo
130 mm / 5"



Polka
130 mm / 5"



Platinum Blonde
90 mm / 3.5"

SINGLE

NEW



HS Date
100 mm / 4"

NEW



HS Princess
100 mm / 4"

MISCELLANEOUS

NEW



Imperialis White
100 mm / 4"

NEW



Imperialis
120 mm / 4.5"

Practical Tips

Cut flower production of Dahlias


Planting material

We sell #1 size tuber clumps. Not Individual tubers. Dahlia clumps will produce more shoots because they have more eyes on the clump.

Storage

Storage in crates at a temperature of 46°F (8°C) until planting. Open the crates/boxes and bags for ventilation. Avoid strong fans that may cause tubers to dry out.

Types of Dahlias



Ball



Pompon



Cactus



Small & Medium **Decorative**



Large & Giant **Decorative**

Soil

Dahlias will grow in any type of soil. The ideal pH value is 6 to 7. Applying lime will increase the pH. Good drainage is necessary to keep the underground parts of the plant from rotting; this means that water should drain quickly following heavy rainfall. Dahlias have large leaf surfaces and transpire large quantities of water. This water can be absorbed by the roots only when soil moisture levels are adequate. For these reasons, frequent monitoring of the soil moisture is important. Water thoroughly when planting, then lightly until plants are established. As plants grow larger, increase watering frequency. Drip irrigation is recommended. Insufficient moisture results in slow growth, fewer flowers and leaf yellowing.

Nutrients

The soil must contain adequate levels of potassium and phosphate. If the level of phosphate is too low, apply to the soil before planting.

Potassium can also be applied before planting. Incorporate the potassium and phosphate thoroughly into the upper 6" (15cm) of soil. The application of nitrate can influence the vegetative development during the growth period. Monitor the colour of the leaves (they should remain bright green) and strive for a continuous development of leaves and flowers. A nitrate deficiency will result in short plants with a pale leaf colour, but too much nitrate will produce straggling, limp plants, with fewer flowers.

Planting period

Soil should be at least 55°F (13°C) before planting. Planting into cold soil raises the chance of rotting tubers. Dahlias grow best at air temperatures between 60-75°F (15-25°C), but can withstand cooler, or warmer temperatures, they will not tolerate any frost.

Planting density and planting

Standard spacing is two rows, 15-18" (38-45cm) apart in a 3-4"

(1-1.2m) wide bed. Space plants 18" (45cm) apart down the row, in an alternating pattern. Use wider spacing for cultivars with a large, more spreading habit. Cover the crown of the tuber on which the growth eyes are located with 1" (2-3cm) of soil. Tubers should be horizontal or pointing down.

Bloom period

Dahlias begin to bloom 10-12 weeks after planting, and continue until frost. Growing in a high tunnel may protect plants from early frosts. Dahlias in the field can be protected from a light frost by running sprinklers on them throughout the night, until air temperatures are above freezing the following morning.

Weed control

Weeds can be controlled by the

use of mulch, manual weeding, or herbicides. Start with a weed free planting bed. Read and follow all chemical labels to ensure the product is labelled for Dahlias. Many growers plant dahlias in landscape fabric to control weeds, and conserve moisture. If grown in landscape fabric in areas with high heat, spread clean straw on the fabric to reduce heat gain from the sun.

Support

Tall dahlias need support. The weight of the plant and its flowers is so great that high wind and heavy rain can knock the plants to the ground. Use Hortonova Crop Support Netting, or Gloeckner Welded Wire Flower Support (Both available on page 118 of the Gloeckner supply catalog.), placed horizontally over the dahlias, soon

after planting. Include intermediate supports along the sides of the bed. Growers have also been successful using the Florida Tomato Weave method of staking.

Disbudding

To produce long attractive stems and larger flowers, growers may remove axillary shoots. A dahlia plant continues to produce new offshoots. Harvesting the flowers stimulates this and makes it possible to continue harvesting over a long period. Some growers remove the central stem with a hard "pinch" to encourage earlier branching.

Harvesting flowers

For uniform flower maturity, it is important to cut the flowers every day. On warm days harvest early in the morning or late in the

afternoon. Harvest half to fully open, depending on your needs. Cut long stems to encourage the plant to produce more long stems. Bunching can be done immediately in the field or later in the processing facility. Remove the lowest leaves. Trim the flower stems in each bunch to the desired length and place them in a water-filled container. Use a chlorine tablet to prevent bacterial growth.

Storing flowers

Place the flowers in a cooler at 35°F (2°C) use a holding solution to extend vase life and keep the water in the bucket clean. Dahlias are best "picked today, and sold tomorrow". Holding dahlias overnight in a cooler has shown to reduce premature wilting. Dahlias do not store well for long periods. Pick new and compost the old.



Ednie Flower Bulbs



Pests and diseases

Various pests and diseases can affect the production of dahlias for cut flowers. Here are the most common ones accompanied by their control measures. Remember to consider hygiene and to start with healthy starting material. Prevention is better than a cure. Foliage or flowers damaged by insects or disease will not recover. If the problem is addressed, new growth should be fine.






Cause		Symptoms	Prevention/control
Dahlia smut <i>(Entyloma dahliae)</i>		Light green to yellow round spots and sometimes angular spots bounded by veins appear primarily on the lowest leaves and measure up to 7/16" (2-10mm) across. The infection occurs mainly during flowering and then particularly under humid conditions.	Use a generous crop rotation period. Choose a planting density that will allow the foliage to dry quickly after rainfall. Remove and destroy diseased and dead plant parts. If necessary, spray with a fungicide according to instructions.
Aerial stalk rot <i>(Sclerotinia sclerotiorum)</i>		The sudden weakening of one or more stalks on a plant is a symptom of this disease. Large sclerotia with the appearance of rat faeces form inside the hollow stems. Damage occurs primarily on plots that are regularly used for producing host plants such as Dahlia, beans, Chrysanthemum, Liatris and potatoes.	In case of an infestation, spray with a fungicide according to instructions. Remove and destroy diseased plants along with neighbouring plants. Steam infected soil. Use a generous crop rotation period.
Aphids		The upper leaves of young shoots become misshapen or tightly curled. Clusters of black or green aphids can be found on the undersides of these leaves and sometimes on young stems and flower stems as well.	If necessary, spray with an insecticide according to instructions.
Spider mite		Affected leaves turn dark brown in places and fall off prematurely. These symptoms are generally caused by Tetranychus urticae (Red Spider Mite) that occurs on many host plants. Hot dry weather increases the reproduction rate of spider mites.	Spray regularly and according to the instructions with an agent that controls red spider mite.
Thrips <i>(Thrips tabaci)</i>		Affected plants display a noticeably slowed rate of growth. Often, the lowest leaves are shaped normally but the younger leaves are highly misshapen. Flower formation is also disrupted. Hot dry weather increases the reproduction rate of thrips.	Spray with insecticide according to instructions. Be sure to treat the tips of the buds thoroughly.

Table of Content

Name	Page								
Almand's Joy	15	Café au Lait	12	Fluffles	21	Jowey Mirella	31	Mikayla Miranda	16
American Dawn	17	Café au Lait Rosé	12	Franz Kafka	35	Jowey Nicky	31	Milena Fleur	22
American Sun	19	Caitlin's Joy	28	French Cancan	21	Julio	31	Mingus Alex	13
American Sunset	27	Caramel Antique	20	Genova	29	Karma Amora	21	Mister Frans	25
Anna Cornelia	17	Caro	28	Gerrie Hoek	25	Karma Bon Bini	36	Myrthe	22
Apricot Star	36	Chat Noir	36	Ginger Snap	21	Karma Gold	21	Myrtle's Folly	36
Arabian Night	19	Checkers	28	Gitt's Attention	21	Karma Lagoon	22	Natal	32
Arbatax	19	Chimacum Davi	28	Gitt's Perfection	13	Karma Maarten Zwaan	25	Nicholas	18
Babette	27	Clearview Debby	20	Glory of Heemstede	25	Karma Naomi	22	Night Silence	23
Babylon Bronze	15	Clydes Choice	12	Golden Scepter	29	Karma Prospero	22	Omega	36
Babylon Purple	15	Contraste	17	Hamari Gold	13	Karma Sangria	36	Orange & Snow	23
Babylon Red	15	Copper Boy	28	Hapet Blue Eyes	13	Kelvin Floodlight	13	Orange Girl	23
Baccara	19	Cornel	29	Hapet Daydream	21	Kick Off	22	Orange Pekoe	23
Beatrice	27	Cornel Bronze	29	Happy Halloween	29	La Luna	15	Orange Symphony	32
Berner Oberland	25	Creme de Cognac	20	Hillcrest Suffusion	30	La Recoleta	22	Orsett Beauty	32
Bistro	27	Cryfield Harmony	29	HS Date	38	Lady Liberty	18	Otto's Thrill	14
Black Diamond	27	Daisy Duke	20	HS Princess	38	Lakeland Autumn	31	Patches	18
Blue Bell	19	David Howard	20	Imperialis	38	Lavender Perfection	13	Peace Pact	26
Bluetiful	19	Dazzling Magic	17	Imperialis White	38	Lavender Ruffles	13	Peaches	18
Blyton Softer Gleam	27	Diana's Memory	20	Irish Pinwheel	21	Libeccio	16	Penhill Autumn shade	36
Bohemian Spartacus	12	Diva Us	20	Isabel	30	Iijst	12	Pink Magic	23
Bon Odori	37	Doris Duke	29	Ivanetti	30	Lilac Bull	31	Pink Pearl	32
Bonanza	28	Downham Royal	29	Janick's Symphony	30	Lilac Time	16	Pink Runner	23
Bonesta	20	Dr. P.H. Riedell	17	Jocondo	13	Linda's Baby	31	Pink Suffusion	32
Boom Boom White	28	Emory Paul	12	Jomanda	30	Love of My Life	22	Pink Sylvia (Sandra)	32
Boy Scout	28	Esli	20	Jowey Chantal	30	Makwala	31	Platinum Blonde	37
Break Out	17	Eternal Snow	25	Jowey Frambo	30	Mambo	37	Polka	37
Bristol Stripe	15	Eveline	29	Jowey Joshua	30	Manoa	22	Polventum Supreme	33
Brown Sugar	28	Fairway Spur	12	Jowey Linda	30	Marble Ball	32	Préference	36
Burlesca	35	Feline Yvonne	21	Jowey Marilyn	31	Maroon Fox	32	Princesse Elisabeth	23
Buttercup	35	Fleurel	13	Jowey Martina	31	Megan Dean	32	Purple Flame	23

Rancho	26	Sweet Fabienne	34
Red Cap	33	Sweet Love	24
Red Fox	33	Sweet Nathalie	24
Red Labyrinth	16	Sylvia	34
Red Runner	23	Take Off	37
Red Symphony	33	Tangerine Dream	18
Renate Tozio	18	Thomas A. Edison	18
Robann Regal	33	Tyrell	16
Rocco	35	Vancouver	36
Rock Star	37	Vassio Meggos	16
Ryan C	18	Wanda's Aurora	14
Ryecroft Jan	33	White Aster	35
Salmon Runner	24	White Perfection	14
Salsa	33	White Wizard (Light Wizard)	34
Sam Hopkins	26	Wine Eyed Jill	34
Seattle	24	Wizard of Oz	34
Sebastian	33	Wyn's Farmers John	14
Seduction	18	Yellow Symphony	34
Sefton Silvertop	33	Yelno Harmony	26
Seniors Hope	24	Yvonne	26
Shiloh Noelle	14	Zundert Mystery Fox	34
Silver Years	24		
Sir Alf Ramsey	14		
Snoho Sonia	34		
Snow Cap	34		
Snowbound	16		
Snowstorm	24		
Spartacus	16		
Stolze Von Berlin	35		
Strawberry Cream	24		
Strawberry Ice	16		

Ednie Flower Bulbs



To order products from our Catalog,

- Please contact your Ball Seed Sales Representative.
- You can also visit www.BallSeed.com.

Order at www.BallSeed.com/WebTrack or

Call Ball Seed: (800) 879-BALL

Fax: (800) 234-0370

Call Ball Color Link: (800) 686-7380

Ball Seed®



Ednie Flower Bulbs

Ednie East

37 Fredon Marksboro Road
Fredon, New Jersey 07860

Ednie West

12400 SE Highway 212
Clackamas, Oregon 97015

www.EdnieFlowerBulb.com

"From Bulb to Bloom - Quality, Service and Expertise"