

# Ednie Flower Bulbs LLC

37 Fredon Marksboro Road ~ Fredon, New Jersey 07860-5014

(973) 940-2700 ~ [www.EdnieFlowerBulb.com](http://www.EdnieFlowerBulb.com)

*Amaryllis*  
Hippeastrum

*From Bulb to Bloom*  
Quality, Service & Expertise

*Amaryllis*  
*Tika*

*'Princess'*

See Page 9

*Peruvian*  
*Grown*

Ednie Flower Bulbs LLC







# Ednie Flower Bulbs LLC

www.EdnieFlowerBulb.com



## *Amaryllis* Hippeastrum from Peru

The genus *Amaryllis* belongs to the family Amaryllidaceae which includes bulbs, rhizomes and fibrous roots. The family originated in tropical to subtropical areas.

- Although the *Amaryllis* in this catalog are in reality *Hippeastrums*, the name *Amaryllis* is most common. The major difference is in the stem of the flower. *Amaryllis* have solid stems, while *Hippeastrums* have hollow stems. Because both originate in warmer climates, they do well (and mature faster) when grown warm.
- After the proper programming (precooling) at various temperatures, the bulbs are available for shipping around late September or early October depending on the maturity of the crop and the variety. They can be flowering for the main holidays: from US Thanksgiving Day until Mother's Day and in between.



## *From the Ednie Team*

The current *Amaryllis* Catalog is geared to the Southern Hemisphere bulbs mostly because of their speed to flower and especially since large size bulbs are now available as well. Also, the planting date can be started earlier than the Northern Hemisphere "relatives" and it is no problem to have the first ones in bloom for the American Thanksgiving Day. This is economically favorable as well.

We still will have Dutch *Amaryllis* available as well; a separate flyer will become available. There will also be a separate flyer regarding "Waxed" *Amaryllis*, see also page 10.

Although most *Amaryllis* are grown and handled in pots (see next page), *Amaryllis* are popular as cut flowers, especially around the major holidays. For more information see page 7 of this catalog. We hope to have an updated Growing Schedule available which can be used for both cut flowers and potted plants.

We thank you for your loyalty and past business and look forward to serve you even better. If you have questions or need help with ordering or scheduling crops, please do not hesitate to contact us.

## *Upon Receipt of Bulbs*

- Upon arrival, check the bulbs carefully.
- The bulbs should be dry. If there is moisture from shipping, use fans to move air through the crates. The roots should not dry out too much which can hinder new root growth.
- If the bulbs are not planted immediately, they should be stored at 45°F. (7°C) to prevent extreme sprouting, except the white varieties, especially DENVER, which should be stored at 55°F. (13°C).
- Humidity in cold storage should be 65 - 70%.
- Week-by-week Growing Schedules are available.







## Growing Instructions for Amaryllis in Pots

**Warning:** Do NOT drop bulb as it will cause disease and deformed plants (red streaks on flower stem).

### Planting in Pots

- The pot should be larger than the bulb; one finger should fit comfortable between the bulb and pot.
- Use clean, standard pots with drainage holes.
- Plant bulbs with 1/3 of the bulb above soil level. Tamp down the growing media firmly around the bulb because plant can get top-heavy when in full bloom.

### Soil and Water

- Soil should be a porous mixture with a pH of 6 - 7.
- If possible, avoid bark or fresh compost or use a limited amount.
- Water well after planting.
- Do not allow growing media to dry out too much, especially around the basal plate of the bulb to ensure root growth.
- On the other hand, too much water reduces root development.
- During the forcing period water moderately.

### Greenhouse Forcing

- Keep the plants in a greenhouse at 64 - 72°F. (18 - 22°C.) day and night, not lower, not higher!!
- Constant temperature results in a more even crop.
- No fertilizer is needed during the forcing period.
- Relative humidity should be between 65 - 70%.
- Horizontal airflow (fans) will lower humidity.

### Cold Storage

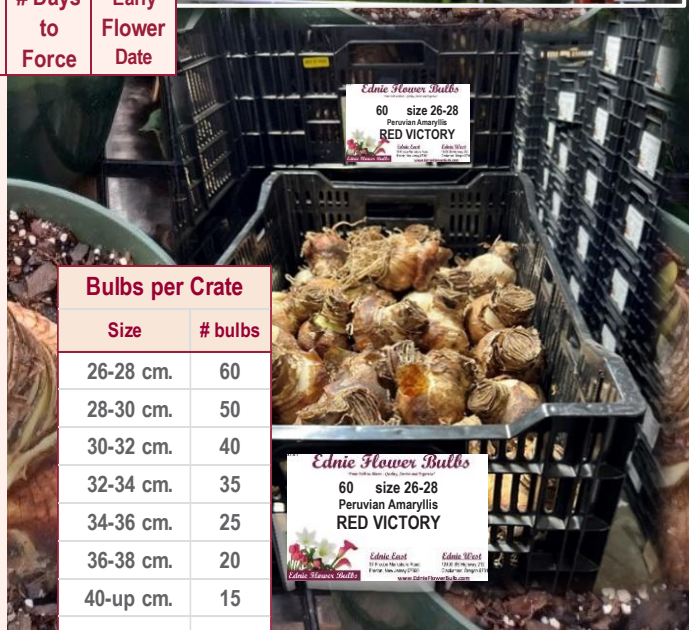
- The finished product (cracking buds so color can be seen) can be held at 45°F. (7°C.).
- Do not store longer than 2 weeks.

### Explanation of Columns...

EFB Code	Peruvian Variety	Description & Plant Characteristics	Cut / Pot	Flower Size	Plant Height	Early Plant Date	# Days to Force	Early Flower Date
<b>EFB Code</b>	Helps us identify the variety							
<b>Variety</b>	Name of cultivar							
<b>Description &amp; Plant Characteristics</b>	Color description							
<b>Cut / Pot</b>	Indicates whether variety is suited for cut or pots.							
<b>Approximate Flower Size</b>	Extra Large (8" / 20 cm.) Large (6-7" / 15-18cm.), Medium (5-6" / 12-15 cm.), or Small (4" / 10 cm.)							
<b>Plant Height</b>	Natural height in inches / centimeters							
<b>Early Plant Date</b>	Most varieties can be planted in week 40 but some need extra cooling before planting.							
<b>Number Days to Force</b>	Indicates how long it takes to force the variety into bloom and be ready for shipping.							
<b>Early Flower Date</b>	Indicates when that variety can go into the cooler or be shipped.							

### Bulbs per Crate

Size	# bulbs
26-28 cm.	60
28-30 cm.	50
30-32 cm.	40
32-34 cm.	35
34-36 cm.	25
36-38 cm.	20
40-up cm.	15







4

# Ednie Flower Bulbs LLC

37 Fredon Marksboro Road ~ Fredon, New Jersey 07860-5014



*Andes  
Fever*

*Bolero*

*Andes  
Sunset*

*Cape  
Horn*

*Cherry  
Blossom*

*Thanks,  
Linda*

*Denver*

*Luna*

*Mandela*

EFB Code	Peruvian SINGLE Variety	Description & Plant Characteristics	Cut / Pot	Flower Size	Plant Height	Early Plant Date	# Days to Force	Early Flower Date
AM 1101	ANDES FEVER	Rich, velvety red; centers are very dark, almost black. Strong stems. Floriferous..	C/P	M	15 in. 38 cm.	Week 40	35 - 40	Week 46 - 47
AM 1100	ANDES SUNSET	Pleasant burgundy red flowers are very similar to Andes Fever, also a new variety.	P	M	10 in. 25 cm.	Week 40	35 - 40	Week 46 - 47
AM 1305	BOLERO	Large deep pink flowers have some red overtones. Solid pink heart. Very strong stems.	P	L	16 in. 40 cm.	Week 40	50 - 55	Week 48 - 49
AM 1810	CAPE HORN	Medium pink flowers have light green throats which feather into wide white stars.	C / P	M	15 in. 38 cm.	Week 40	50 - 55	Week 48 - 49
AM 1813	CHERRY BLOSSOM	Upper half of flowers is mostly cherry pink, brushed white, lower half is primarily white.	P	L	14 in. 35 cm.	Week 40	50 - 55	Week 48 - 49
AM 1515	DENVER	Petals of the large flowers are pure white and slightly ruffled at edges. Small green throats.	P	L	15 in. 38 cm.	Week 42	55 - 60	Week 50 - 51
AM 1945	LUNA	Very soft lime green flowers get lighter when fully open. Dark green throats.	C / P	L	19 in. 48 cm.	Week 40	50 - 55	Week 48 - 49
AM 1151	MANDELA	Darkest burgundy flowers. Centers are almost black. Very strong plants.	P	M	15 in. 38 cm.	Week 40	45 - 50	Week 47 - 48

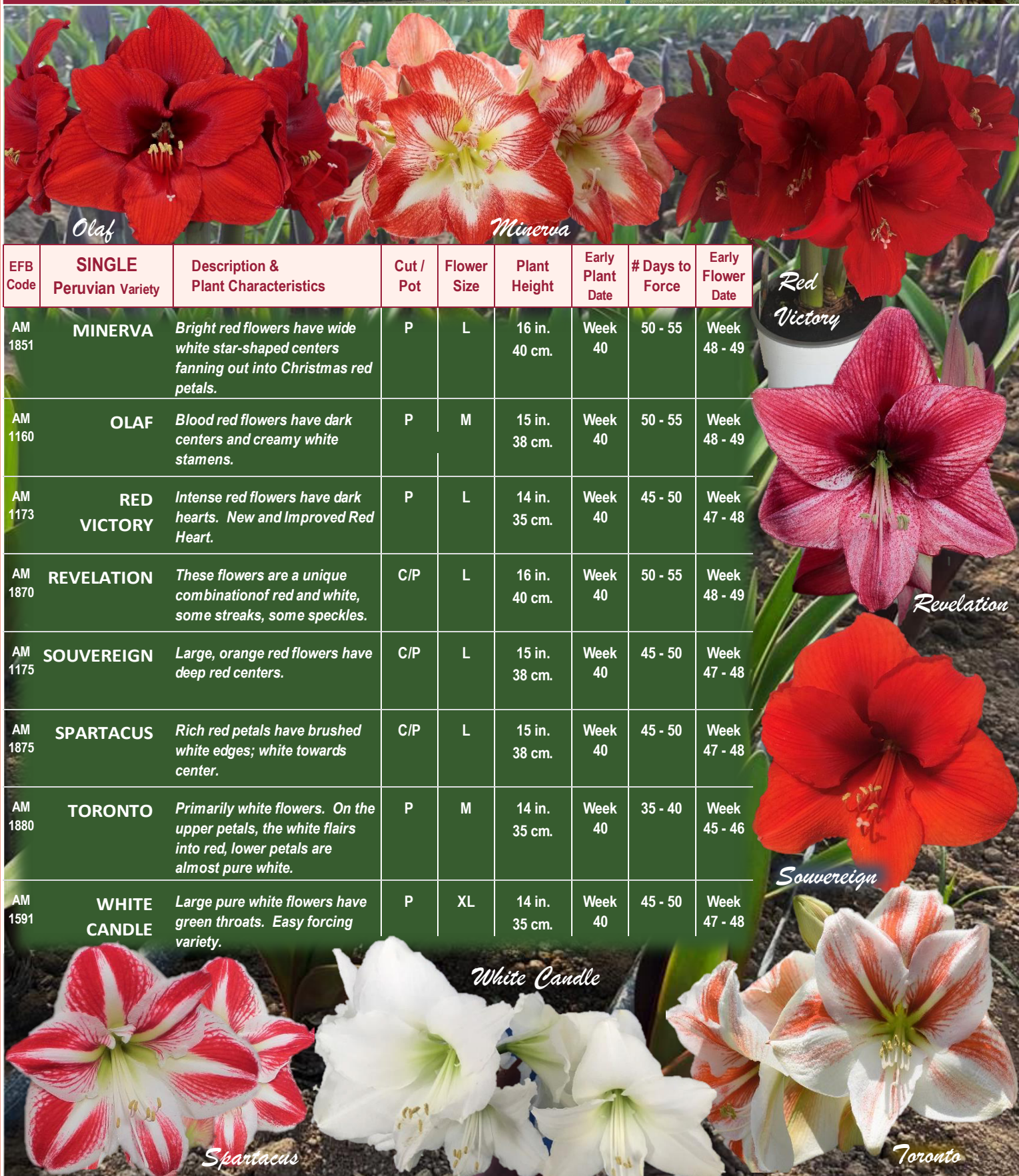




Peruvian Grown

# Amaryllis

Hippeastrum



EFB Code	SINGLE Peruvian Variety	Description & Plant Characteristics	Cut / Pot	Flower Size	Plant Height	Early Plant Date	# Days to Force	Early Flower Date
AM 1851	MINERVA	Bright red flowers have wide white star-shaped centers fanning out into Christmas red petals.	P	L	16 in. 40 cm.	Week 40	50 - 55	Week 48 - 49
AM 1160	OLAF	Blood red flowers have dark centers and creamy white stamens.	P	M	15 in. 38 cm.	Week 40	50 - 55	Week 48 - 49
AM 1173	RED VICTORY	Intense red flowers have dark hearts. New and Improved Red Heart.	P	L	14 in. 35 cm.	Week 40	45 - 50	Week 47 - 48
AM 1870	REVELATION	These flowers are a unique combination of red and white, some streaks, some speckles.	C/P	L	16 in. 40 cm.	Week 40	50 - 55	Week 48 - 49
AM 1175	SOUVEREIGN	Large, orange red flowers have deep red centers.	C/P	L	15 in. 38 cm.	Week 40	45 - 50	Week 47 - 48
AM 1875	SPARTACUS	Rich red petals have brushed white edges; white towards center.	C/P	L	15 in. 38 cm.	Week 40	45 - 50	Week 47 - 48
AM 1880	TORONTO	Primarily white flowers. On the upper petals, the white flairs into red, lower petals are almost pure white.	P	M	14 in. 35 cm.	Week 40	35 - 40	Week 45 - 46
AM 1591	WHITE CANDLE	Large pure white flowers have green throats. Easy forcing variety.	P	XL	14 in. 35 cm.	Week 40	45 - 50	Week 47 - 48



# Ednie Flower Bulbs LLC

Phone: (973) 940 - 2700

6



*Alasca*

*Amadeus*

*Blossom Peacock*

*Double King*

*Flaming Peacock*

*Nyora*

*Double Snow*

*Red Peacock*

EFB Code	DOUBLE Peruvian Variety	Description & Plant Characteristics	Cut / Pot	Flower Size	Plant Height	Early Plant Date	# Days to Force	Early Flower Date
AM 2500	ALASCA	Very neat layers of pure white petals around light green centers.	P	L	18 in. 45 cm.	Week 40	40 - 45	Week 46 - 47
AM 2800	AMADEUS	Very unique pure white flowers with cherry pink tips on the outer layers.	P	L	12 in. 30 cm.	Week 40	40 - 45	Week 46 - 47
AM 2805	BLOSSOM PEACOCK	Rich red flowers have wide white throats feathering up towards pink petal tips.	P	M	14 in. 35 cm.	Week 40	40 - 45	Week 46 - 47
AM 2115	DOUBLE KING	Brilliant red flowers have random tiny white tips. Flowers are longlasting.	P	XL	14 in. 35 cm.	Week 40	40 - 45	Week 46 - 47
AM 2515	DOUBLE SNOW	These pure white flowers have distinct green throats; a new addition!	P	L	14 in. 35 cm.	Week 40	40 - 45	Week 46 - 47
AM 2515	FLAMING PEACOCK	Flowers have large white centers which flame into wide red edges.	P	L	14 in. 35 cm.	Week 40	40 - 45	Week 46 - 47
AM 2155	NYORA	Neat double tomato red flowers have tiny white tips; perfectly formed. New!	P	M	12 in. 30 cm.	Week 40	45 - 50	Week 47 - 48
AM 2170	RED PEACOCK	Rich red flowers. Some have a fine white line in the middle of the petals. Unique!	P	M	18 in. 45 cm.	Week 40	35 - 40	Week 45 - 46



## Growing Instructions for Amaryllis as Cut Flowers

For  
Cut Flower  
Production

Amaryllis are becoming more popular as cut flowers because they last equally as long or longer than when used as potted plants.

They are being used in floral arrangements, especially for the holidays

and also as simple (bride's) bouquets.

The growing procedure is the same as for pot culture, except that the emphasis on pot culture is to keep the plants short(er).

For cut flowers the longer stem length is beneficial as is with all cut flowers.

*Most varieties listed in this catalog can be used for cut flowers. Each variety that has "C / P" listed, means it can be used for both applications. Varieties with "P" only, means that they are not suggested for Cut Flowers. In general, Dutch Amaryllis will do better than the Peruvian varieties for cut. (See our flyer for Dutch Amaryllis).*



Simple  
(Bride's)  
Bouquet

### A few tips for optimum Cut Flowers:

- Use clean water for the flowers and add a few drops of bleach (chlorine) or Hydrogen-Peroxide to the water.
- Cut the flower stem at an angle of about 1 inch (2.5 cm.) and immediately place them in the water container. As always, use a sharp knife!
- Remove extra leaves (they can be used in arrangements).
- Remove any ethylene producing items to improve vase life.
- In order to prevent curled-up stems, use tape (if necessary)
- Marketing stage is when the bud has "sprung" but is not all the way open.
- Flowers can be stored in a dark cooler at 45°F. (7°C.) for up to 2 weeks.



Cut at  
45°  
angle



# Ednie Flower Bulbs LLC

www.EdnieFlowerBulb.com

8



## Tika Amaryllis

*This new series of Double Amaryllis from Peru is the result of intensive breeding (see page 10). They have strong stems and are floriferous.*

*Disco*

*Coral*

EFB Code	Peruvian TIKI Variety	Description & Plant Characteristics	Cut / Pot	Flower Size	Plant Height	Early Plant Date	# Days to Force	Early Flower Date
AM 4410	<b>CORAL</b>	<i>Pleasant orangy flowers have tiny white tips; outstanding variety.</i>	P	L	14 in. 35 cm.	Week 40	40 - 45	Week 46 - 47
AM 4815	<b>DISCO</b>	<i>Petals have wide white stripes in the middle of brushed pink; unique.</i>	P	XL	20 in. 50 cm.	Week 40	35 - 40	Week 45 - 46
4816	<b>DREAM</b>	<i>Christmas red flowers each have have a fine white line in the middle</i>	P	L	13 in. 33 cm.	Week 40	40 - 45	Week 46 - 47
AM 4825	<b>FAIRY</b>	<i>Petals are white and brushed pink, becoming more pink as the flower ages.</i>	P	XL	18 in. 45 cm.	Week 40	40 - 45	Week 46 - 47
AM 4125	<b>FLAMENCO</b>	<i>Fire engine red layers of petals with dark centers. Buds start orange.</i>	P	L	15 in. 38 cm.	Week 40	45 - 50	Week 47 - 48
AM 4330	<b>GLORY</b>	<i>Pastel salmon pink and white blend on each petal; green centers. A stunning addition.</i>	P	L	12 in. 30 cm.	Week 40	40 - 45	Week 46 - 47
AM 4137	<b>IMPERATOR</b>	<i>Layers and layers of blood red petals around darker hearts. Floriferous.</i>	P	M	14 in. 35 cm.	Week 40	40 - 45	Week 46 - 47

*Dream*

*Fairy*

*Imperator*

*Glory*

*Flamenco*





From Bulb to Bloom  
Quality, Service & Expertise

Peruvian Grown

# Amaryllis

Hippeastrum

Ednie Flower Bulbs LLC



EFB Code	Peruvian TIKA Variety	Description & Plant Characteristics	Cut / Pot	Flower Size	Plant Height	Early Plant Date	# Days to Force	Early Flower Date
AM 4140	<b>JAZZ</b>	Orange red frilly flowers have subtle dark red veins and some fine white streaks.	P	M	12 in. 30 cm.	Week 40	40 - 45	Week 46 - 47
AM 4450	<b>MAGIC</b>	Orange flowers have tiny white tips and dark centers. Sturdy stems hold flowers upright.	P	M	12 in. 30 cm.	Week 40	40 - 45	Week 46 - 47
AM 4865	<b>PRINCESS</b>	This gorgeous flower is showing off on the cover. Light salmon is brushed over white, lighter at tips. Floriferous. Ednie's favorite!!	P	XL	16 in. 40 cm.	Week 40	40 - 45	Week 46 - 47
AM 4876	<b>SALSA</b>	Large flowers are white in the middle with large salmorny red tips; green hearts. Floriferous.	P	L	12 in. 30 cm.	Week 40	35 - 40	Week 45 - 46
AM 4875	<b>STAR</b>	White petals are sprinkled with red towards tips; fine red edges and some blotches at tips.	C / P	M	16 in. 40 cm.	Week 40	35 - 40	Week 45 - 46
AM 4877	<b>SUNRISE</b>	Petals have white centers which flare into orangy red with distinct very fine red lines.	P	M	12 in. 30 cm.	Week 40	45 - 50	Week 47 - 48



EFB Code	Peruvian SMALL Flowering Variety	Description & Plant Characteristics	Cut / Pot	Flower Size	Plant Height	Early Plant Date	# Days to Force	Early Flower Date
AM 5865	<b>PICASSO</b>	White petals are distinctly outlined in red. Each petal has a different size red blotch. Floriferous and longlasting.	P	S	12 in. 30 cm.	Week 40	35 - 40	Week 45 - 46







# Ednie Flower Bulbs LLC

37 Fredon Marksboro Road ~ Fredon, New Jersey 07860-5014



## *Peruvian Amaryllis*

### Breeding Station and Trial Garden

Breeding new varieties is an ongoing project  
for NEW and IMPROVED Amaryllis.  
This is all done by tissue culture in a laboratory.  
The Tika Series is the latest result; see pages 8, 9.



## Also Available:

### Happy Garden



Miniature Amaryllis like 'Happy Garden'  
are available upon request.  
We do not stock them in our warehouse,  
so early ordering is suggested.



### "Wax" Amaryllis

In a separate flyer we explain all that is being done with waxing the  
Amaryllis bulbs. This is obviously not something for a grower, but  
more for the retailer.



Little sweaters  
are keeping the waxed  
bulbs warm! After all  
these bulbs come  
from warm countries  
and they do not like  
the freezing weather  
where many of these  
bulbs are sold...






Peruvian Grown

# Amaryllis


Hippeastrum

11


Testing Gardens New Varieties



Amaryllis for Cut and Pots




Anemones for Cut




Callas for Cut and Pots




Dahlias for Cut




Flower Bulbs for Fall




Flower Bulbs for Pots



Gladiolus for Cut




Peonies for Cut and Pots




Lilies for Cut



Lilies for Pots



Ranunculus for Cut



Tulips for Cut

Our Catalogs



# Ednie Flower Bulbs LLC

37 Fredon Marksboro Road ~ Fredon, New Jersey 07860-5014  
(973) 940-2700 ~ [www.EdnieFlowerBulb.com](http://www.EdnieFlowerBulb.com)

*Amaryllis*  
Hippeastrum

For  
Pot Flower  
Forcing

From Bulb to Bloom  
Quality, Service & Expertise

For  
Cut Flower  
Production

by  
EdB  
2025



Ednie Flower Bulbs LLC

Peruvian Grown