

Ednie Flower Bulbs LLC

37 Fredon Marksboro Road ~ Fredon, New Jersey 07860-5014
(973) 940-2700 ~ www.EdnieFlowerBulb.com

Callas

*From Bulb to Bloom
Quality, Service & Expertise*

*Dutch
Grown*

Ednie Flower Bulbs LLC



2

Ednie Flower Bulbs LLC

www.EdnieFlowerBulb.com



From the Ednie Team

We are pleased to introduce the latest version of our Calla Catalog for Cut and Pot forcing.

Besides the information for both Cut and Pot forcing, we have step-by-step Growing Schedules available which can be tailored to your growing period or holidays.

First and foremost, product quality is very important to us. We take pride in our relationship with our Dutch Calla partners who spend a lot of time improving the product in the fields and with hybridizing new varieties. We are always trying to improve cooling and storing Callas to make them available especially for early Easter.

Because of their longevity, Callas have a longer shelf life than many other flower bulb crops.

We thank you for your loyalty and past business and look forward to serve you even better. If you have questions or need help with ordering or scheduling crops, please do not hesitate to contact us.



Explanation of Columns...

EFB Code	Variety	Description & Plant Characteristics	Tuber Size	Natural Height	Approximate Flowers per Tuber	Suitable as Cut Flower	Suitable for Pot Forcing see page 3	Number Weeks to Force
EFB Code	Helps us to identify the variety							
Variety	Name of cultivar							
Description & Plant Characteristics	Color description Additional plant/flower information							
Tuber Size	Size of the tuber in centimeters							
Natural Height	Natural height in inches / centimeters							
Approximate Flowers per Tuber	Approximate number of flowers by tuber size under optimum growing conditions							
Suitable as Cut Flowers	~ YES: definitely great as cut ~ NO: definitely not great as cut ~ SHORT: can be used as cut for shorter bunches							
Suitable for Pot Forcing	See various pot sizes in schedule on next page Small (4-5") Medium (6-8") Large (10-12")							
Number Weeks to Force	Indicates how long it takes to force the variety into bloom ready for shipping							

Tuber Pack

Size Tuber	Per Crate
14 - 16 cm.	350
16 - 18 cm.	250
18 - 20 cm.	175
20 - 22 cm.	125
24 / up cm.	90
Per Bag	
All Sizes	25



Dutch Grown *Callas* for Cut and Pots



General Important Information about *Callas* either grown for cut flowers or in pots

Calla or Calla Lily or Zantedeschia

Although often Callas are called Calla Lily they are NOT lilies and should not be confused by that name.

Zantedeschia is the official botanical name and Calla the common name.

Callas are from the Araceae family, not from the Liliaceae family.

- * The Callas listed in this catalog are all produced and grown in The Netherlands from tissue culture to ensure healthy tubers.
- * Prior to shipping, all tubers are treated with Gibberellic Acid for enhanced flowering.
- * All tubers have received various temperature treatments to shorten the forcing time. See note by "Storage until Planting" on page 10.
- * Callas can be grown year-round. New crop is not available until after the middle of February. Please note that the plants react differently in winter months versus summer months.
- * We strongly suggest using RootShield, either as dip (faster and more even response) or drench.

Uncommon for bulb types, the Calla roots emerge from the top of the tuber, which is important to know when planting. Therefore it is imperative that the tubers are planted 1-1/2 to 2" (4 - 5 cm.) deep.

See additional information below and on page 10.

Helpful hints for Pot *Callas*

- * After initial watering, do not water until sprouts emerge. After emergence, watering should be kept to a minimum until the leaves are unfurling. After the leaves are unfurled, plants need a lot of water to fully develop.
- * If at all possible, place the planted tubers in a warm and moist environment (72°F. or 22°C.) until all sprouts have developed.
- * Once all sprouts have developed, containers can be placed in a cooler environment or outside as long as the temperatures do not dip below 45°F. (7°C.).
- * If grown outside, protect from a possible cold snap by covering the plants. Once uncovered, make sure a fine mist is applied to prevent leaf scorch.
- * Light is very important for flower formation. Please ensure the pots are spaced enough for light to penetrate; the number of flowers depends on it.
- * Do not apply Plant Growth Retardant until the side (hair) roots have developed. Callas first form heavy main roots and afterward the side roots are being formed which are needed to absorb the optimum amount of chemicals to keep the plants short(er).

Number of Tubers per Pot

Size Tuber	10" Pot 25 cm.	8" Pot 20 cm.	6" Pot 15 cm.	4" Pot 10 cm.
14 - 16 cm.	5	3	2	1
16 - 18 cm.	3	2	1	1
18 - 20 cm.	3	2	1	N/R
20 - 22 cm.	3	2	1	N/R
24 / up cm.	1	1	N/R	N/R



Step-by-Step Growing Instructions



Care (or Pot) Tags are available.

Please indicate on your order if you like to have tags shipped with your order.

If ordered later, there will be a surcharge..



No Care Tags available for Cut Callas.



Ednie Flower Bulbs LLC

37 Fredon Marksboro Road ~ Fredon, New Jersey 07860-5014



EFB Code	Variety	Description & Plant Characteristics	Tuber Size	Natural Height	Approximate Flowers per Tuber	Suitable as Cut Flower	Suitable for Pot Forcing see page 3	Number Weeks to Force
CA 1905	BLACK HERO	<i>Dark purple flowers are almost black towards center. Floriferous. Foliage is speckled. Flowers stand above foliage.</i>	14 - 16	12-14 in.	4 - 6	NO	S	Spring
			16 - 18	30-35 cm.	6 - 8		S-M	10 - 11
			18 - 20		8 - 10		M	~~~
			20 - 22		10-12		M-L	Summer
			24 / up		12+		L	8 - 9

CA 1111	CANBERRA	<i>Cherry red flowers have rich red centers. Flowers have dark bases. Floriferous. Very good for all pot sizes.</i>	14 - 16	14-16 in.	3 - 5	NO	S	Spring
			16 - 18	35-40 cm.	4 - 6		S-M	9 - 10
			18 - 20		5 - 8		M	~~~
			20 - 22		7 - 10		M-L	Summer
			24 / up		9-12		L	7 - 8

CA 1110	CORVETTE	<i>Pleasant vibrant salmon red flowers. Petals are lighter on the outside. Floriferous</i>	14 - 16	14-16 in.	3 - 5	NO	S	Spring
			16 - 18	35-40 cm.	4 - 6		S-M	11 - 12
			18 - 20		5 - 8		M	~~~
			20 - 22		7 - 10		M-L	Summer
			24 / up		9-12		L	9 - 10

CA 1917	DIOR	<i>Flowers are almost black in center with wide hot pink edges. This variety is very popular as cut flower. Few speckles on foliage.</i>	14 - 16	16-18 in.	4 - 6	YES	S-M	Spring
			16 - 18	40-45 cm.	6 - 8		S-M	10 - 11
			18 - 20		8 - 10		M	~~~
			20 - 22		10-12		M-L	Summer
			24 / up		12+		L	8 - 9

CA 1515	DUTCH CREAM	<i>Flowers open cream and turn pure white when fully open; small green vein on outside. Few speckles on the leaves. Compact plant.</i>	14 - 16	16-18 in.	3 - 5	NO	S	Spring
			16 - 18	40-45 cm.	4 - 6		S-M	10 - 11
			18 - 20		5 - 8		M	~~~
			20 - 22		7 - 10		M-L	Summer
			24 / up		9-12		L	8 - 9



Dutch Gold

Dutch Pink

Dutch White

Fireworks

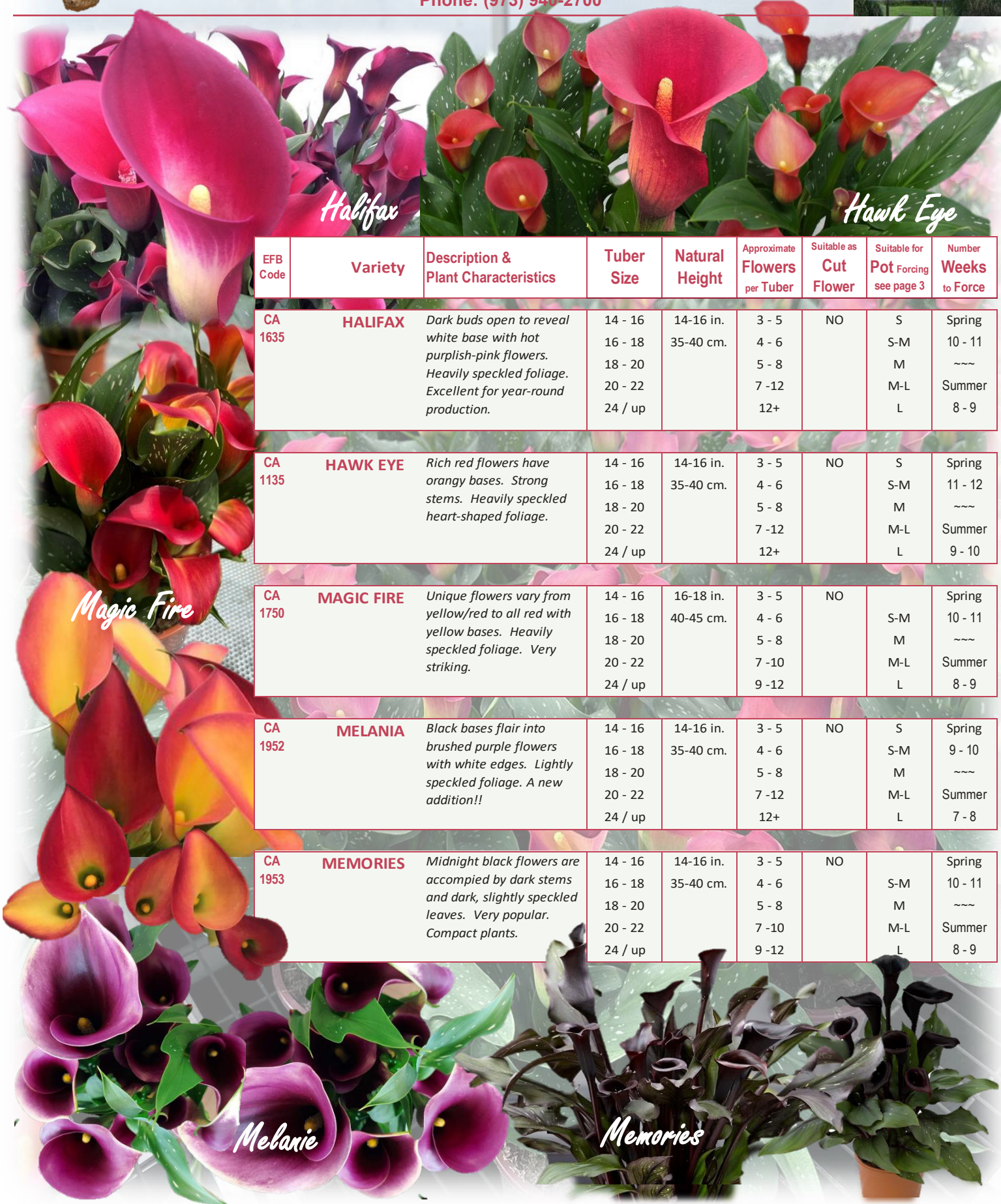
Gold Medal

EFB Code	Variety	Description & Plant Characteristics	Tuber Size	Natural Height	Approximate Flowers per Tuber	Suitable as Cut Flower	Suitable for Pot Forcing see page 3	Number Weeks to Force
CA 1215	DUTCH GOLD	<i>Rich golden yellow flowers with a random light orange blush towards base and sometimes along edges. No speckles on foliage.</i>	14 - 16	16-18 in.	3 - 5	SHORT		Spring
			16 - 18	40-45 cm.	4 - 6		S-M	10 - 11
			18 - 20		5 - 9		M	~~~
			20 - 22		8 -12		M-L	Summer
			24 / up		12+		L	8 - 9
CA 1315	DUTCH PINK	<i>Flowers are fuchsia pink, brushed slightly, with darker edges. Heavily speckled foliage. Excellent for year-round production.</i>	14 - 16	16-18 in.	3 - 5	SHORT		Spring
			16 - 18	40-45 cm.	4 - 6		S-M	10 - 11
			18 - 20		5 - 9		M	~~~
			20 - 22		8 -12		M-L	Summer
			24 / up		12+		L	8 - 9
CA 1516	DUTCH WHITE	<i>Pure white flowers have creamy throats. Strong stems. Heavily speckled lance-type foliage. A nice new addition.</i>	14 - 16	16-18 in.	3 - 5	SHORT		Spring
			16 - 18	40-45 cm.	4 - 6		S-M	10 - 11
			18 - 20		5 - 8		M	~~~
			20 - 22		7 -10		M-L	Summer
			24 / up		9 -12		L	8 - 9
CA 1925	FIREWORKS	<i>Flowers have large creamy base flaring into hot salmon pink tops which later turn orange. Very strong plants have heavy speckled round heart-shaped leaves.</i>	14 - 16	14-16 in.	3 - 5	NO	S	Spring
			16 - 18	35-40 cm.	4 - 6		S-M	9 - 10
			18 - 20		5 - 8		M	~~~
			20 - 22		7 -10		M-L	Summer
			24 / up		9 -12		L	7 - 8
CA 1233	GOLD MEDAL	<i>Large golden yellow flowers have slight mango blush. Excellent for cut.</i>	18 - 20	18-20 in.	5 - 9	YES	NO	8 - 11
			20 - 22	45-50 cm.	7 - 9			
			24 / up		9 -12			



Ednie Flower Bulbs LLC

Phone: (973) 940-2700



EFB Code	Variety	Description & Plant Characteristics	Tuber Size	Natural Height	Approximate Flowers per Tuber	Suitable as Cut Flower	Suitable for Pot Forcing see page 3	Number Weeks to Force
CA 1635	HALIFAX	Dark buds open to reveal white base with hot purplish-pink flowers. Heavily speckled foliage. Excellent for year-round production.	14 - 16 16 - 18 18 - 20 20 - 22 24 / up	14-16 in. 35-40 cm.	3 - 5 4 - 6 5 - 8 7 -12 12+	NO	S S-M M M-L L	Spring 10 - 11 ~~~ Summer 8 - 9
CA 1135	HAWK EYE	Rich red flowers have orangy bases. Strong stems. Heavily speckled heart-shaped foliage.	14 - 16 16 - 18 18 - 20 20 - 22 24 / up	14-16 in. 35-40 cm.	3 - 5 4 - 6 5 - 8 7 -12 12+	NO	S S-M M M-L L	Spring 11 - 12 ~~~ Summer 9 - 10
CA 1750	MAGIC FIRE	Unique flowers vary from yellow/red to all red with yellow bases. Heavily speckled foliage. Very striking.	14 - 16 16 - 18 18 - 20 20 - 22 24 / up	16-18 in. 40-45 cm.	3 - 5 4 - 6 5 - 8 7 -10 9 -12	NO	S-M M M-L L	Spring 10 - 11 ~~~ Summer 8 - 9
CA 1952	MELANIA	Black bases flair into brushed purple flowers with white edges. Lightly speckled foliage. A new addition!!	14 - 16 16 - 18 18 - 20 20 - 22 24 / up	14-16 in. 35-40 cm.	3 - 5 4 - 6 5 - 8 7 -12 12+	NO	S S-M M M-L L	Spring 9 - 10 ~~~ Summer 7 - 8
CA 1953	MEMORIES	Midnight black flowers are accompanied by dark stems and dark, slightly speckled leaves. Very popular. Compact plants.	14 - 16 16 - 18 18 - 20 20 - 22 24 / up	14-16 in. 35-40 cm.	3 - 5 4 - 6 5 - 8 7 -10 9 -12	NO	S-M M M-L L	Spring 10 - 11 ~~~ Summer 8 - 9

Dutch Grown

Callas

for Cut

and Pots

7

Morning Sun

Capt. Odeon

Picasso

Capt. Promise

Purple Spirit

Red Charm

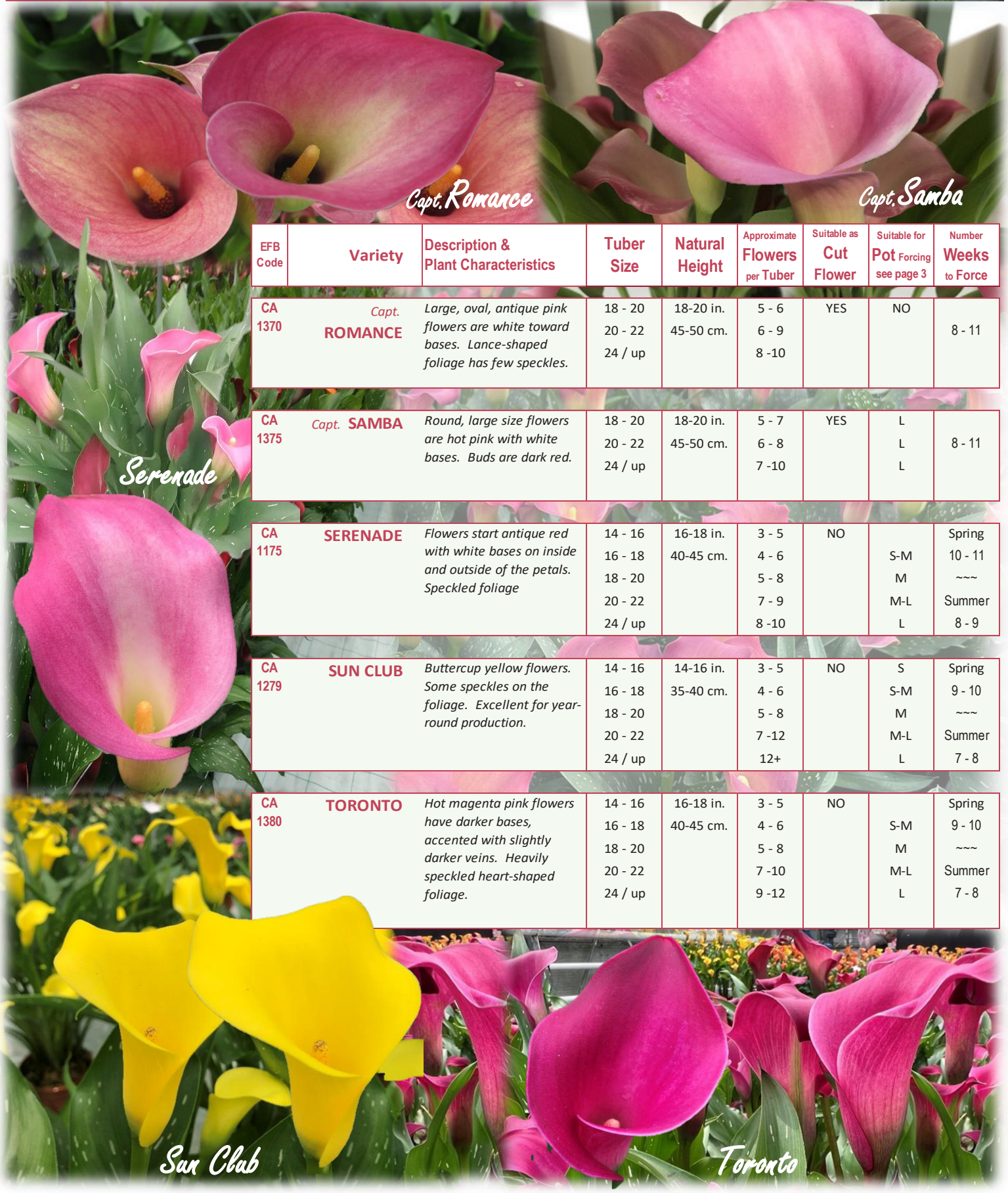
EFB Code	Variety	Description & Plant Characteristics	Tuber Size	Natural Height	Approximate Flowers per Tuber	Suitable as Cut Flower	Suitable for Pot Forcing see page 3	Number Weeks to Force
CA 1454	MORNING SUN	Vivid sunrise orange with some yellow; outside orange to yellow. Speckled foliage.	14 - 16 16 - 18 18 - 20 20 - 22 24 / up	18-20 in. 45-50 cm.	3 - 5 4 - 6 5 - 8 7 - 10 9 - 12	YES	S S-M M M-L L	8 - 11
CA 1460	<i>Capt.</i> ODEON	Large hot orange flowers have random yellow blushes. Excellent for cut.	18 - 20 20 - 22 24 / up	18-20 in. 45-50 cm.	5 - 7 6 - 9 8 - 10	YES	L L L	8 - 11
CA 1965	PICASSO	Bicolor white and brushed purple, large flowers. Floriferous. Strong stems.	18 - 20 20 - 22 24 / up	18-20 in. 45-50 cm.	5 - 9 8 - 12 12+	YES	L L L	7 - 9
CA 1365	<i>Capt.</i> PROMISE	Oval, large, fuchsia pink flowers have darker bases. Broad foliage, no speckles.	18 - 20 20 - 22 24 / up	18-20 in. 45-50 cm.	5 - 8 6 - 9 8 - 12	YES	NO	8 - 11
CA 1668	PURPLE SPIRIT	True purple flowers have darker bases. Floriferous. Lightly speckled foliage. Excellent, dependable forcing variety.	14 - 16 16 - 18 18 - 20 20 - 22 24 / up	12-14 in. 30-35 cm.	4 - 6 6 - 8 8 - 10 10-12 12+	NO	S S-M M M-L L	Spring 10 - 11 ~~~ Summer 8 - 9
CA 1170	RED CHARM	Red flowers swirl into pinkish red edges. One of the few varieties with dark red stems. Speckled foliage.	14 - 16 16 - 18 18 - 20 20 - 22 24 / up	16-18 in. 40-45 cm.	3 - 5 4 - 6 5 - 8 7 - 10 9 - 12	SHORT	S-M M M-L L	Spring 10 - 11 ~~~ Summer 8 - 9



8

Ednie Flower Bulbs LLC

www.EdnieFlowerBulb.com

*Capt. Romance**Capt. Samba**Serenade**Sun Club**Toronto*

EFB Code	Variety	Description & Plant Characteristics	Tuber Size	Natural Height	Approximate Flowers per Tuber	Suitable as Cut Flower	Suitable for Pot Forcing see page 3	Number Weeks to Force
CA 1370	<i>Capt. ROMANCE</i>	Large, oval, antique pink flowers are white toward bases. Lance-shaped foliage has few speckles.	18 - 20 20 - 22 24 / up	18-20 in. 45-50 cm.	5 - 6 6 - 9 8 -10	YES	NO	8 - 11
CA 1375	<i>Capt. SAMBA</i>	Round, large size flowers are hot pink with white bases. Buds are dark red.	18 - 20 20 - 22 24 / up	18-20 in. 45-50 cm.	5 - 7 6 - 8 7 -10	YES	L L L	8 - 11
CA 1175	SERENADE	Flowers start antique red with white bases on inside and outside of the petals. Speckled foliage	14 - 16 16 - 18 18 - 20 20 - 22 24 / up	16-18 in. 40-45 cm.	3 - 5 4 - 6 5 - 8 7 - 9 8 -10	NO	S-M M M-L L	Spring 10 - 11 ~~~ Summer 8 - 9
CA 1279	SUN CLUB	Buttercup yellow flowers. Some speckles on the foliage. Excellent for year-round production.	14 - 16 16 - 18 18 - 20 20 - 22 24 / up	14-16 in. 35-40 cm.	3 - 5 4 - 6 5 - 8 7 -12 12+	NO	S S-M M M-L L	Spring 9 - 10 ~~~ Summer 7 - 8
CA 1380	TORONTO	Hot magenta pink flowers have darker bases, accented with slightly darker veins. Heavily speckled heart-shaped foliage.	14 - 16 16 - 18 18 - 20 20 - 22 24 / up	16-18 in. 40-45 cm.	3 - 5 4 - 6 5 - 8 7 -10 9 -12	NO	S-M M M-L L	Spring 9 - 10 ~~~ Summer 7 - 8

Dutch Grown *Callas* for Cut and Pots

9



Capt. Ventura

Vermont

EFB Code	Variety	Description & Plant Characteristics	Tuber Size	Natural Height	Approximate Flowers per Tuber	Suitable as Cut Flower	Suitable for Pot Forcing see page 3	Number Weeks to Force
CA 1585	Capt. VENTURA	Large, pure white flowers open with a whisper of pink, excellent variety!	18 - 20 20 - 22 24 / up	18-20 in. 45-50 cm.	5 - 8 6 - 9 8 -10	YES	NO	8 - 11
CA 1185	VERMONT	Flowers are shades of cherry red, lighter towards the bases. This compact plant needs less Plant Growth Retardant.	14 - 16 16 - 18 18 - 20 20 - 22 24 / up	12-14 in. 30-35 cm.	4 - 6 6 - 8 8 -10 10-12 12+	NO	S S-M M M-L L	Spring 10 - 11 ~~~ Summer 8 - 9
CA 1590	WHITE FLIRT	Slightly wavy white flowers have creamy throats. Dark green foliage is heavily speckled. Great for year round production.	14 - 16 16 - 18 18 - 20 20 - 22 24 / up	14-16 in. 35-40 cm.	3 - 5 4 - 6 5 - 8 7 -12 12+	NO	S S-M M M-L L	Spring 10 - 11 ~~~ Summer 8 - 9
CA 1397	ZAZU	Neon pink flowers have distinct large black bases. Floriferous. Leaves are not speckled. Very strong variety!	14 - 16 16 - 18 18 - 20 20 - 22 24 / up	16-18 in. 40-45 cm.	4 - 5 6 - 8 8 -10 10-12 12+	YES	S-M M M-L L	Spring 10 - 11 ~~~ Summer 8 - 9
CA 1950	MIXED	A pleasant color mix from many varieties.	18 - 20 20 - 22 24 / up	18-20 in. 45-50 cm.	5 - 8 6 - 9 8 -10	YES	NO	8 - 11

White Flirt

Zazu

Mixed





10

Ednie Flower Bulbs LLC

37 Fredon Marksboro Road ~ Fredon, New Jersey 07860-5014



Storage until Planting

- When tubers arrive, open the boxes or crates immediately so the tubers get fresh air. Do not store the tubers in closed coolers; always leave the door open a little for fresh air. Let the tubers sit for a few days (out of the sun) at 48°F. (9°C.).

Other Helpful Tips

- If possible, start the planted tubers in warmer temperatures.
- Watering should be kept to a minimum until the leaves unfurl.
- Soil should be sterile and well-drained with a pH between 6.0 and 6.5.
- After the leaves have completely unfurled, the plants need a lot more water to fully develop and produce optimum number of flowers.
- Light is very important to achieve as many flowers as possible.

Diseases

There are two diseases which can affect Callas:

- PYTHIUM** - can be seen when roots look glassy instead of white. This is caused by an environment which is too wet. Avoid overwatering at all costs, especially right after planting.

It can be treated with fungicides such as Agrimycin or Ridomil Gold. Always follow instructions on label.

- ERWINIA** - is the most common disease in Callas. Remember... It is a secondary disease and almost always occurs when the plant is under stress which can be from overwatering or poor drainage.

The best recommendation is to carefully remove the diseased (collapsed) plants. Erwinia is a bacterial disease and can spread to its neighbor by careless handling of the diseased plants.

Clean hands, tools etc. with a disinfectant!

Callas for Cut Production

Callas for Cut can be grown in different ways:

- In ground beds in the greenhouse.
- In ground beds outside when soil temperature is at least 55°F. (13°C.).
- In plastic crates, inside or outside. They can be started inside in a warm and moist environment at 72°F. (22°C.) if possible until all sprouts have emerged. They can then be moved to a cooler area or outside as long as the temperature does not dip below 45°F. (7°C.).
- In Gerbera or Trough System (similar to strawberries) (see illustration on next page).


Helpful Tips for Cut Production

- Because tubers produce heavy stalks with (sometimes) many leaves, it is essential that plants receive enough light to form flowers. If tubers are planted too closely, flower production will be decreased. See chart on this page for tuber spacing.
- Proper crate depth is important. Tubers should be covered with 1-1/2 to 2" (4 - 5 cm.) of soil. This is needed because roots form on top of the tuber and then move down. There should be at least 2" soil (preferably more) below the tuber because Callas produce many strong roots.
- When plants are growing, do not place crates on benches as the soil may get too warm.
- In warmer areas outside, it is helpful to cover the soil with straw or other material to keep it cooler.
- Light is very important to achieve as many flowers as possible. However for stem length, some shading may be needed, especially in the warmer months.
- To maintain healthy roots, grower should always check them. Preventing disease is always easier!
- When harvesting, do not cut flowers, rather PULL THE STEMS to avoid damaging the tuber and cause disease.
- Some leaves can be pulled to use for fillers in bouquets.
- Because of the longevity of the flowers, harvesting does not need to be done daily.
- Freshen water often in the pails with flowers but do not fill the pail, just a few inches is best. Cut the stems with a sharp knife at a 45° angle. Repeat each time when the water is refreshed.
- To prevent slimy stems, add a little disinfectant (such as chlorine or peroxide) to the water.


Tuber Spacing

Size Tuber	/ Crate	/ Square Yard/Meter
18 - 20 cm.	5 - 6	14
20 - 22 cm.	4 - 5	12
24 / up cm.	3 - 4	10






Amaryllis for Cut and Pots




Anemones for Cut




Callas for Cut and Pots




Callas in trough system




Flower Bulbs for Fall




Flower Bulbs for Pots




Gladiolus for Cut



Peonies for Cut and Pots




Lilies for Cut



Lilies for Pots



Ranunculus for Cut



Tulips for Cut



Dahlias for Cut



Ednie Flower Bulbs LLC

37 Fredon Marksboro Road ~ Fredon, New Jersey 07860-5014

(973) 940-2700 ~ www.EdnieFlowerBulb.com

*From Bulb to Bloom
Quality, Service & Expertise*

*Dutch
Grown*

by EdB
2025

Calla 'Fireworks'

Ednie Flower Bulbs LLC