

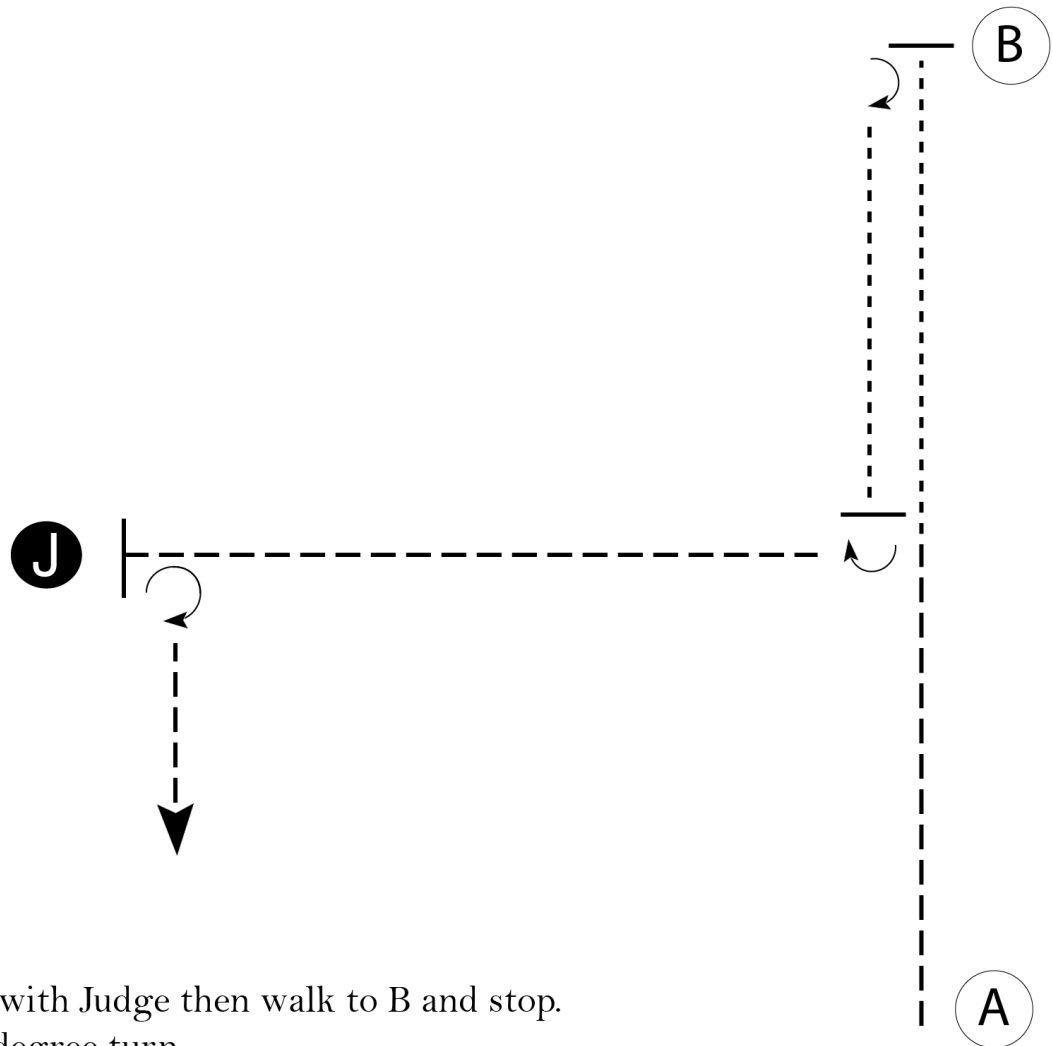
SSPHC COLOR CLASSIC

Showmanship (ALL WALK TROT/ AMATEUR WALK ONLY)

Show Date: 10/14-15/2020

w w w . H o r s e S h o w P a t t e r n s . c o m

w w w . H o r s e S h o w P a t t e r n s . c o m



Be ready at A.

1. Trot until even with Judge then walk to B and stop.
2. Perform a 180 degree turn.
3. Walk until your horse's hip is even with Judge.
4. Perform a 1/4 turn.
5. Trot to Judge.
6. Set up.
7. Inspection. When dismissed, perform a 270 degree turn and trot to exit.

Walk	-----
Trot	- - - - -
Back	← ← ← ← ←
Marker	⊙ B
Judge	● J

[S/1-120]

Pattern Provided by:

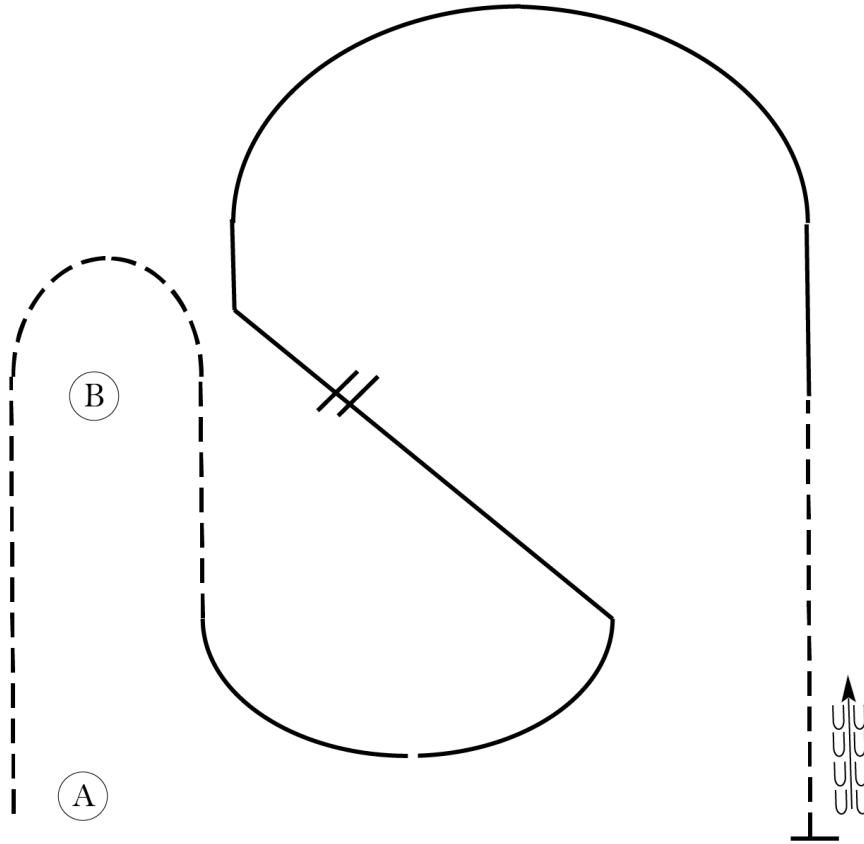
SSPHC COLOR CLASSIC

Hunt Seat Equitation (YOUTH 18 & UNDER, YOUTH SPB 18 & UND)

Show Date: 10/14-15/2020

w w w . H o r s e S h o w P a t t e r n s . c o m

w w w . H o r s e S h o w P a t t e r n s . c o m



Be ready at A.

1. Begin at the trot on the right diagonal, change diagonals 1/2 way between A and B and continue around B.
2. Sitting trot from B to 1/2 way to A.
3. Canter on the left lead and change leads, simple or flying, across from B.
4. Continue the canter around until even with B.
5. Break to a trot and continue until even with A.
6. Stop and back one horse length.
7. Pattern is complete. Exit at a sitting trot.

Walk	-----
Trot	- - - - -
Extended Trot	— — — — —
Canter	—————
Leg Yield	
Lead Change	— / —
Back	← ← ← ← ←
Marker	⊙
Sidepass	← — — — — →
Hand Gallop	— — — — —

[HSE/2-81]

Pattern Provided by:

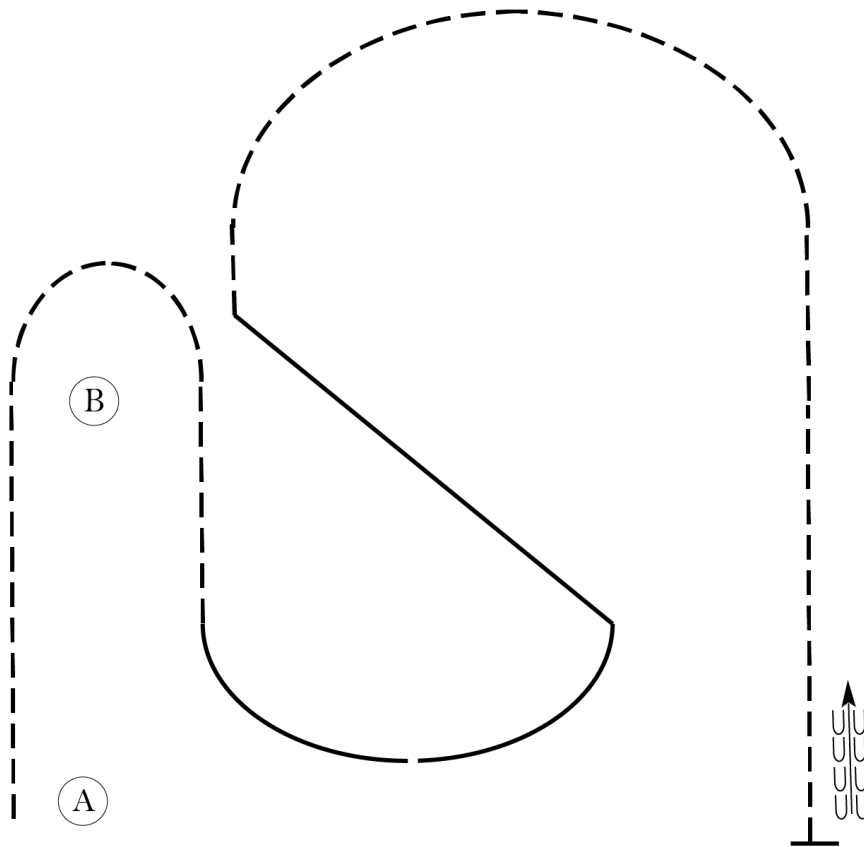
SSPHC COLOR CLASSIC

Hunt Seat Equitation (NOV YOUTH, NOV AMATEUR, YTH 13 & UND)

Show Date: 10/14-15/2020

www.HorseShowPatterns.com

www.HorseShowPatterns.com



Be ready at A.

1. Begin at the trot on the right diagonal, change diagonals 1/2 way between A and B and continue around B.
2. Sitting trot from B to 1/2 way to A.
3. Canter on the left lead in a half circle and on the diagonal.
4. Break to trot on the left diagonal in a half circle.
5. Sitting trot until even with A.
6. Stop and back one horse length.
7. Pattern is complete. Exit at a sitting trot.

Walk	-----
Trot	- - - - -
Extended Trot	— — — — —
Canter	—————
Leg Yield	
Lead Change	↘ ↘ ↘
Back	← ← ← ← ←
Marker	⊙
Sidepass	← — — — — →
Hand Gallop	— — — — —

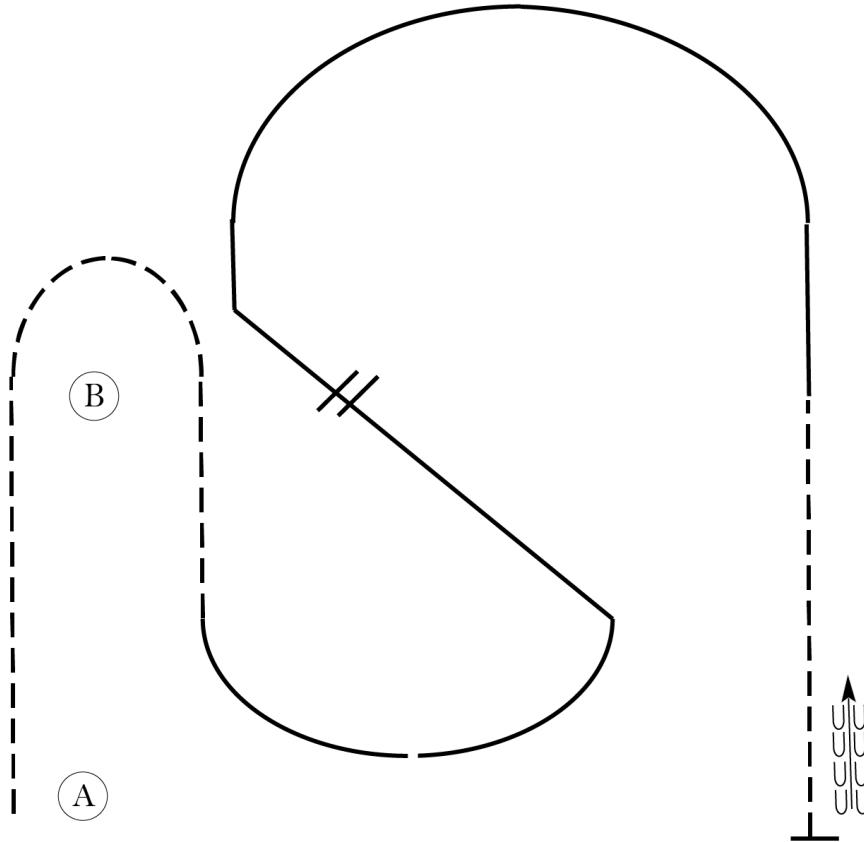
[HSE/1-81]

Pattern Provided by:

SSPHC COLOR CLASSIC

Hunt Seat Equitation (AMATEUR, AMATEUR SPB, MASTERS)

Show Date: 10/14-15/2020



Be ready at A.

1. Begin at the trot on the right diagonal, change diagonals 1/2 way between A and B and continue around B.
2. Sitting trot from B to 1/2 way to A.
3. Canter on the left lead and change leads, simple or flying, across from B.
4. Continue the canter around until even with B.
5. Break to a trot and continue until even with A.
6. Stop and back one horse length.
7. Pattern is complete. Exit at a sitting trot.

Walk	-----
Trot	- - - - -
Extended Trot	— — — — —
Canter	—————
Leg Yield	
Lead Change	↘ ↘ ↘
Back	← ← ←
Marker	⊘
Sidepass	← — — — — →
Hand Gallop	— — — — —

[HSE/2-81]

Pattern Provided by:

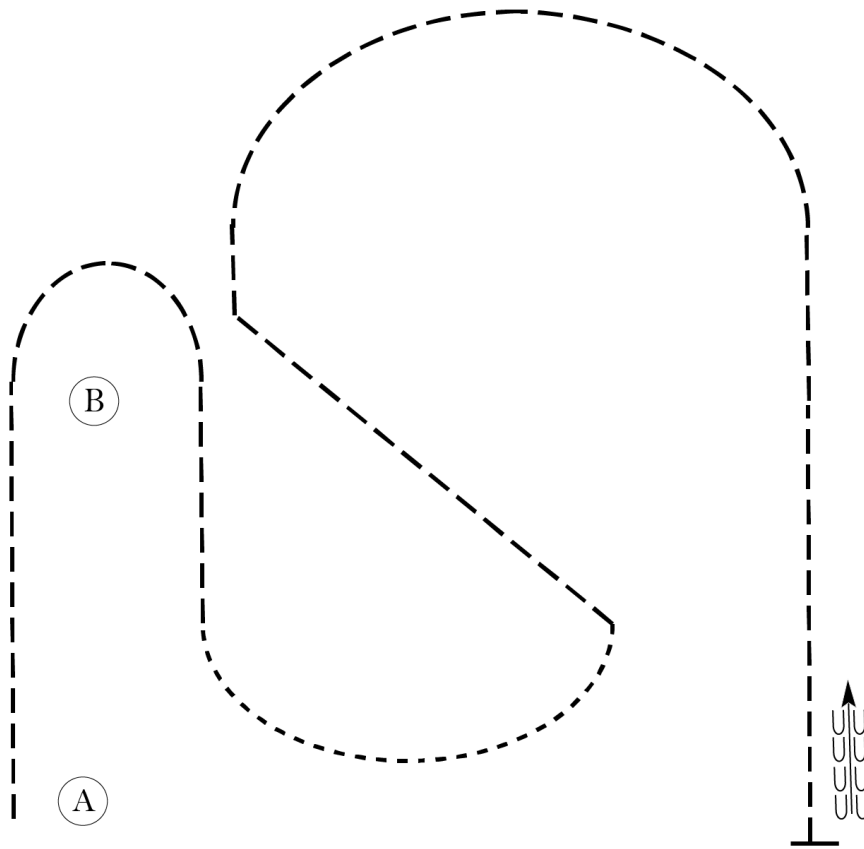
www.HorseShowPatterns.com

www.HorseShowPatterns.com

SSPHC COLOR CLASSIC

Hunt Seat Equitation (ALL WALK TROT)

Show Date: 10/14-15/2020



Be ready at A.

1. Begin at the trot on the right diagonal, change diagonals 1/2 way between A and B and continue around B.
2. Sitting trot from B to 1/2 way to A.
3. Walk in a half circle.
4. Sitting trot on the diagonal line.
5. Trot on the left diagonal in a half circle and until even with A.
6. Stop and back one horse length.
7. Pattern is complete. Exit at a sitting trot.

Walk	-----
Trot	- - - - -
Extended Trot	— — — — —
Canter	—————
Leg Yield	
Lead Change	↙ ↘
Back	← ← ← ← ←
Marker	⊙
Sidepass	← — — — — →
Hand Gallop	— — — — —

[HSE/WT-81]

Pattern Provided by:

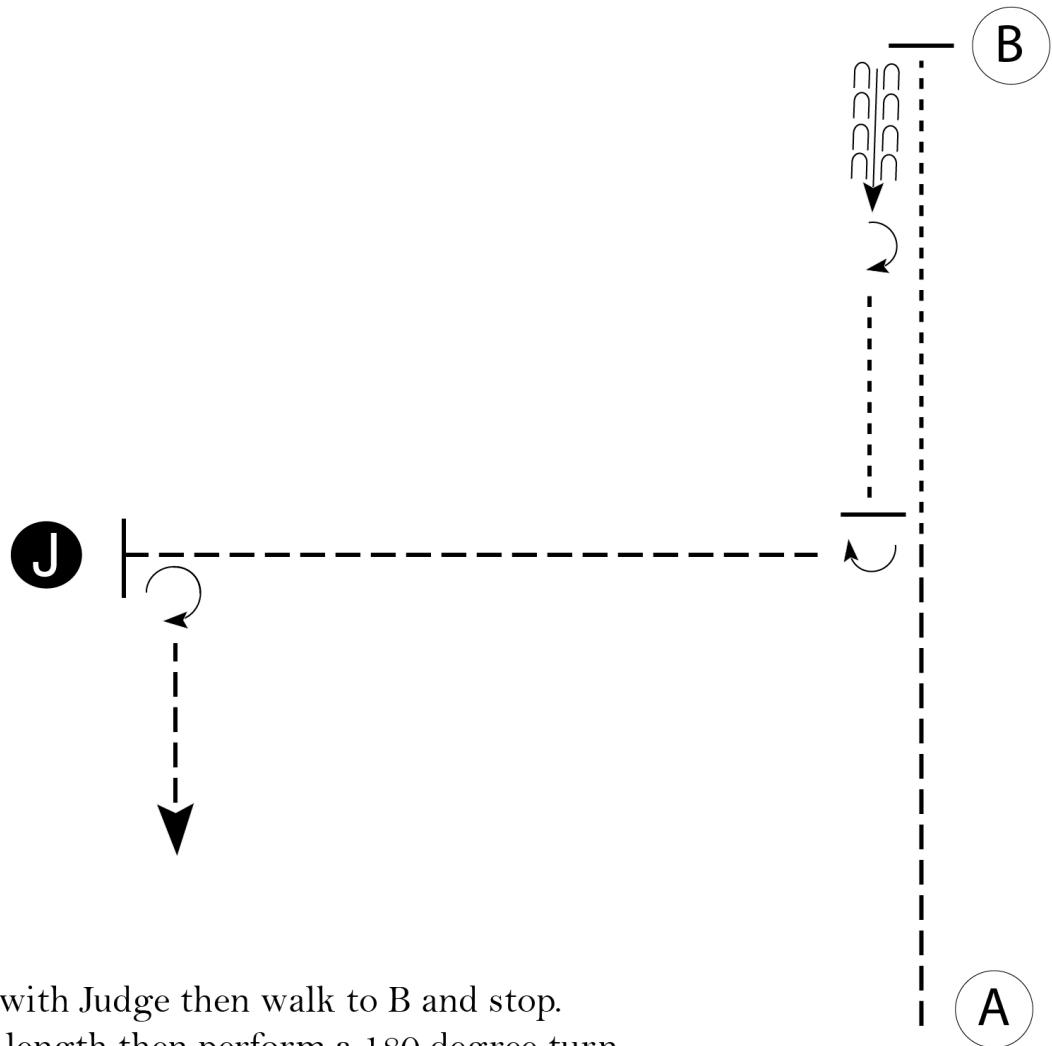
SSPHC COLOR CLASSIC

Showmanship (NOV YOUTH, NOV AMATEUR, YTH 13 & UND)

Show Date: 10/14-15/2020

w w w . H o r s e S h o w P a t t e r n s . c o m

w w w . H o r s e S h o w P a t t e r n s . c o m



Be ready at A.

1. Trot until even with Judge then walk to B and stop.
2. Back one horse length then perform a 180 degree turn.
3. Walk until your horse's hip is even with Judge.
4. Perform a 1/4 turn.
5. Trot to Judge.
6. Set up.
7. Inspection. When dismissed, perform a 270 degree turn and trot to exit.

Walk	-----
Trot	- - - - -
Back	← ← ← ← ←
Marker	Ⓚ
Judge	Ⓝ

[S/2-120]

Pattern Provided by:

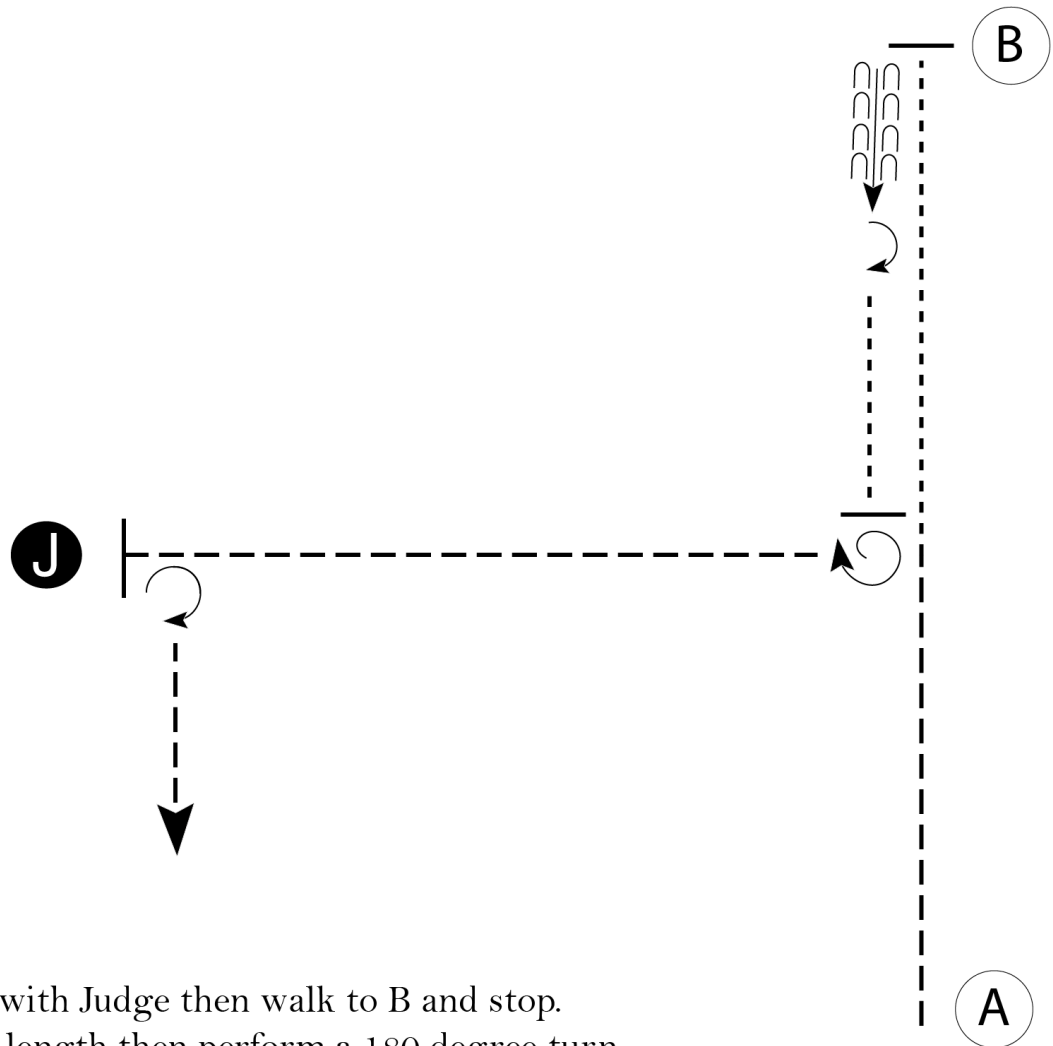
SSPHC COLOR CLASSIC

Showmanship (YOUTH 18 & UNDER, YOUTH SPB 18 & UND)

Show Date: 10/14-15/2020

w w w . H o r s e S h o w P a t t e r n s . c o m

w w w . H o r s e S h o w P a t t e r n s . c o m



Be ready at A.

1. Trot until even with Judge then walk to B and stop.
2. Back one horse length then perform a 180 degree turn.
3. Walk until your horse's hip is even with Judge.
4. Perform a 1 1/4 turn.
5. Trot to Judge.
6. Set up.
7. Inspection. When dismissed, perform a 270 degree turn and trot to exit.

Walk	-----
Trot	- - - - -
Back	← ← ←
Marker	Ⓚ
Judge	Ⓝ

[S/3-120]

Pattern Provided by:

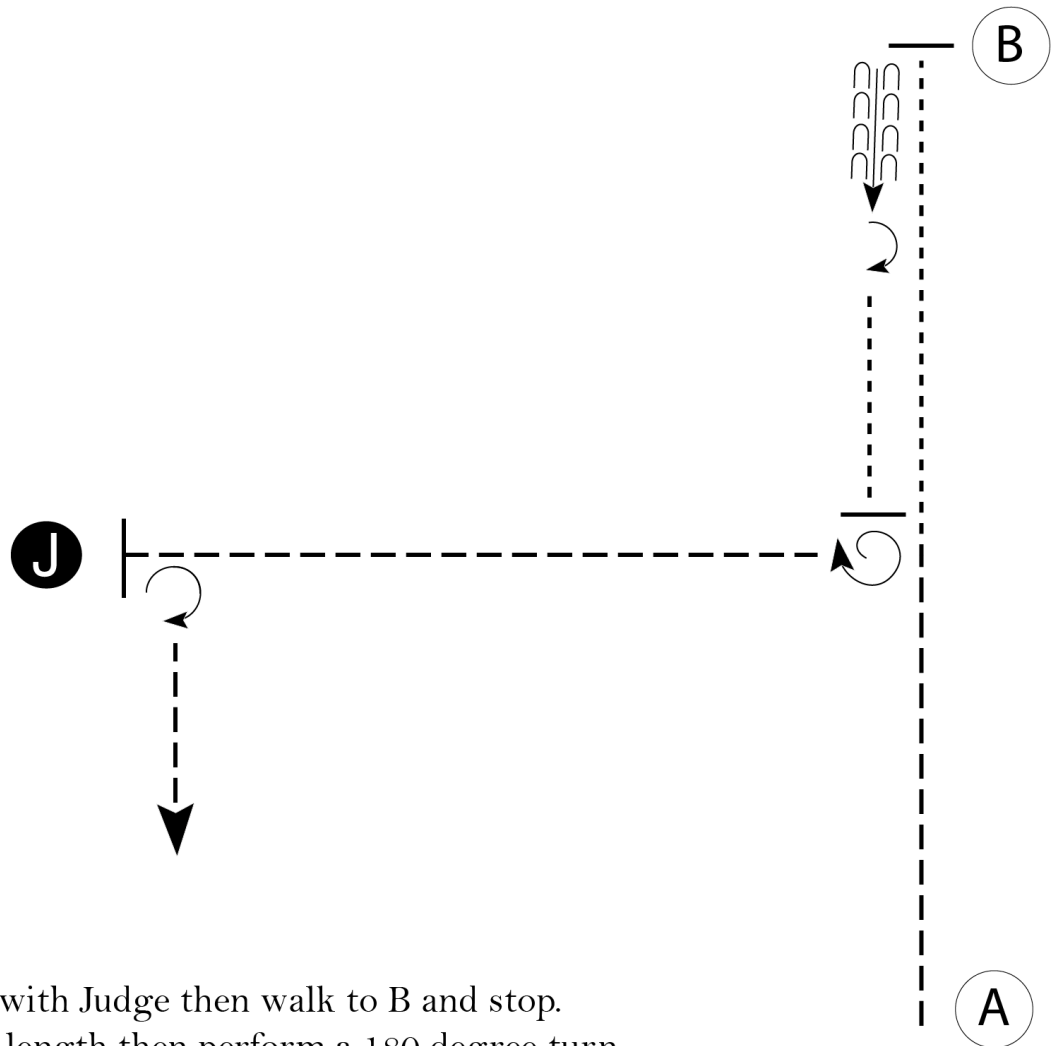
SSPHC COLOR CLASSIC

Showmanship (AMATEUR,AMATEUR SPB,MASTERS)

Show Date: 10/14-15/2020

w w w . H o r s e S h o w P a t t e r n s . c o m

w w w . H o r s e S h o w P a t t e r n s . c o m



Be ready at A.

1. Trot until even with Judge then walk to B and stop.
2. Back one horse length then perform a 180 degree turn.
3. Walk until your horse's hip is even with Judge.
4. Perform a 1 1/4 turn.
5. Trot to Judge.
6. Set up.
7. Inspection. When dismissed, perform a 270 degree turn and trot to exit.

Walk	-----
Trot	- - - - -
Back	← ⊞ ⊞ ⊞
Marker	⊙ B
Judge	● J

[S/3-120]

Pattern Provided by:

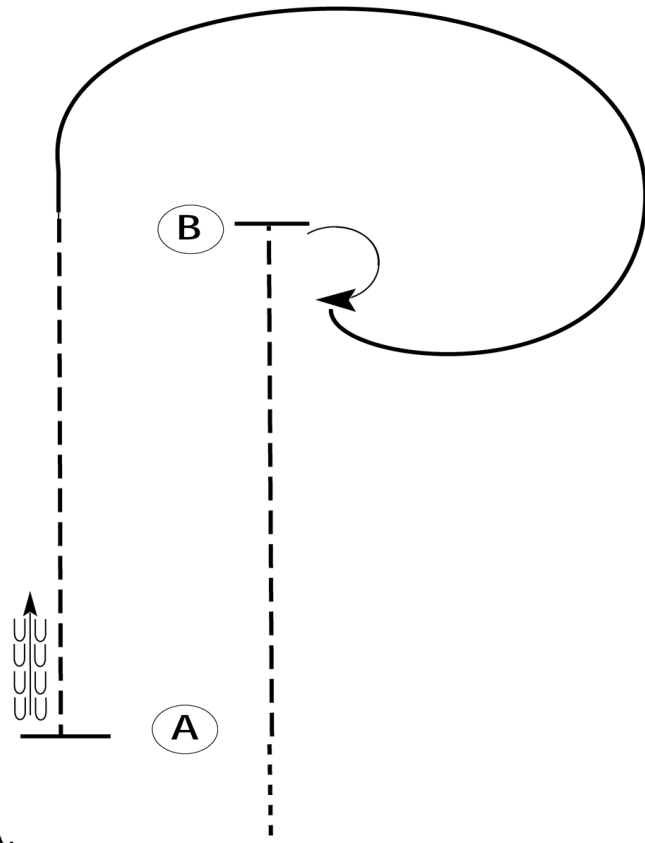
SSPHC COLOR CLASSIC

Western Horsemanship (NOV YOUTH, NOV AMATEUR, YTH 13 & UND)

Show Date: 10/14-15/2020

w w w . H o r s e S h o w P a t t e r n s . c o m

w w w . H o r s e S h o w P a t t e r n s . c o m



Be ready before A.

1. Walk to A.
2. Jog to B.
3. Turn 180 degrees to the right.
4. Lope on the left lead back around to B.
5. Jog from B to A.
6. Stop at A and back approximately one horse length.

Follow the instructions of your ring steward.

Walk	-----
Jog	- - - - -
Extended Jog	— — — —
Lope	—————
Leg Yield	
Lead Change	↘
Back	← ⤵ ⤵
Marker	⊙
Sidepass	←-----→

[WH/1-44]

Pattern Provided by:

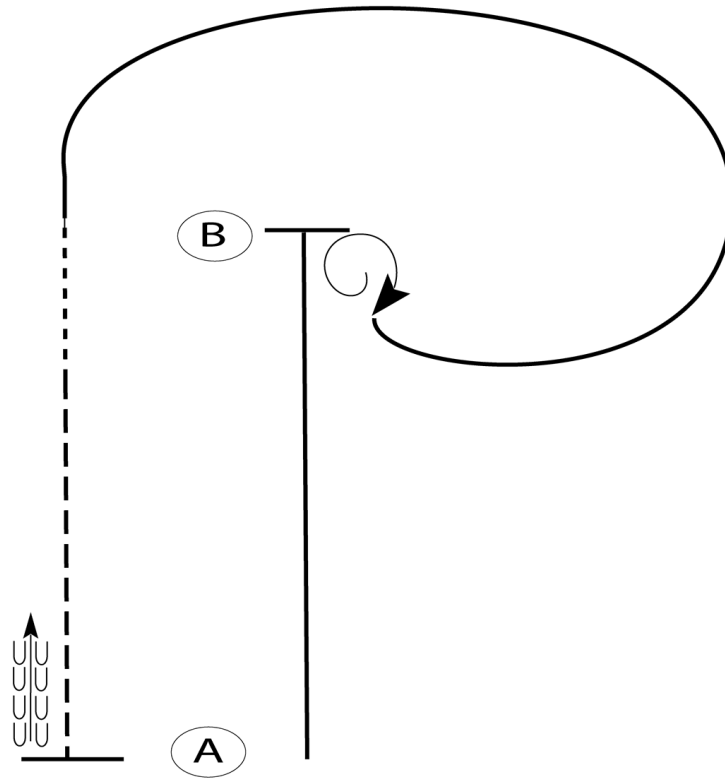
SSPHC COLOR CLASSIC

Western Horsemanship (AMATEUR, AMATEUR SPB, MASTERS)

Show Date: 10/14-15/2020

w w w . H o r s e S h o w P a t t e r n s . c o m

w w w . H o r s e S h o w P a t t e r n s . c o m



Be ready at A.

1. Lope on the right lead to B.
2. Turn 1 1/2 turns to the right.
3. Lope on the left lead back around to B.
4. At B, break to the walk.
5. Walk approximately 10 feet.
6. Extended jog to A.
7. Stop at A and back approximately one horse length.

Follow the instructions of your ring steward.

Walk	-----
Jog	-----
Extended Jog	-----
Lope	—————
Leg Yield	
Lead Change	↘
Back	← ←←←
Marker	ⓑ
Sidepass	←-----→

[WH/3-43]

Pattern Provided by:

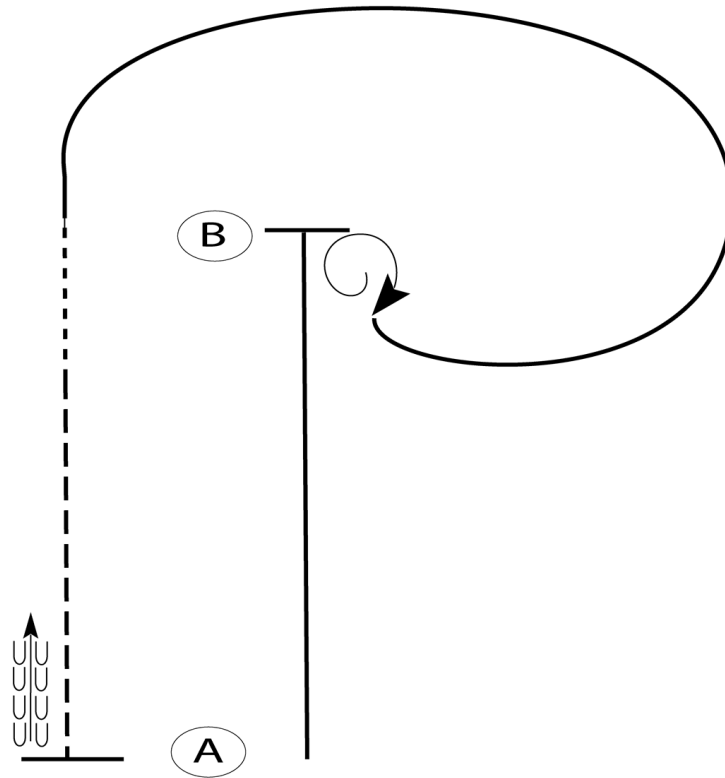
SSPHC COLOR CLASSIC

Western Horsemanship (YOUTH 18 & UNDER, YOUTH SPB 18 & UND)

Show Date: 10/14-15/2020

w w w . H o r s e S h o w P a t t e r n s . c o m

w w w . H o r s e S h o w P a t t e r n s . c o m



Be ready at A.

1. Lope on the right lead to B.
2. Turn 1 1/2 turns to the right.
3. Lope on the left lead back around to B.
4. At B, break to the walk.
5. Walk approximately 10 feet.
6. Extended jog to A.
7. Stop at A and back approximately one horse length.

Follow the instructions of your ring steward.

Walk	-----
Jog	- - - - -
Extended Jog	— — — —
Lope	—————
Leg Yield	
Lead Change	↻
Back	← ⏏ ⏏
Marker	Ⓚ
Sidepass	←-----→

[WH/3-43]

Pattern Provided by:

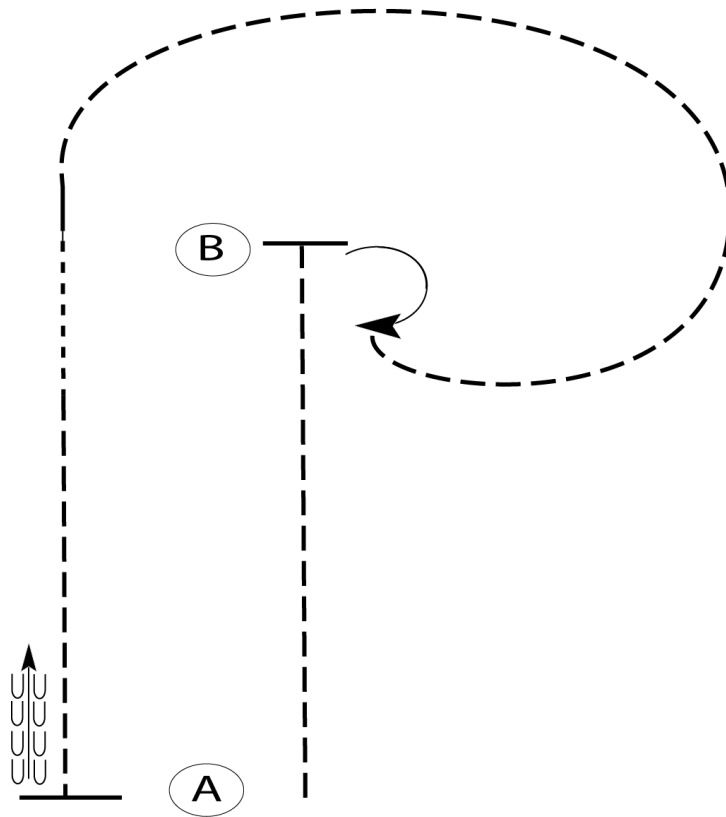
SSPHC COLOR CLASSIC

Western Horsemanship (ALL WALK TROT)

Show Date: 10/14-15/2020

www.HorseShowPatterns.com

www.HorseShowPatterns.com



Be ready at A.

1. Jog to B.
2. Turn 180 degrees to the right.
3. Jog back around to B.
4. At B, break to the walk.
5. Walk approximately 10 feet.
6. Jog to A.
7. Stop at A and back approximately one horse length.

Follow the instructions of your ring steward.

Walk	-----
Jog	- - - - -
Extended Jog	- - - - -
Lope	—————
Leg Yield	
Lead Change	— / —
Back	← ⊂ ⊂ ⊂ ⊂ ⊂
Marker	⊙ B
Sidepass	← ⊂ ⊂ ⊂ ⊂ ⊂ →

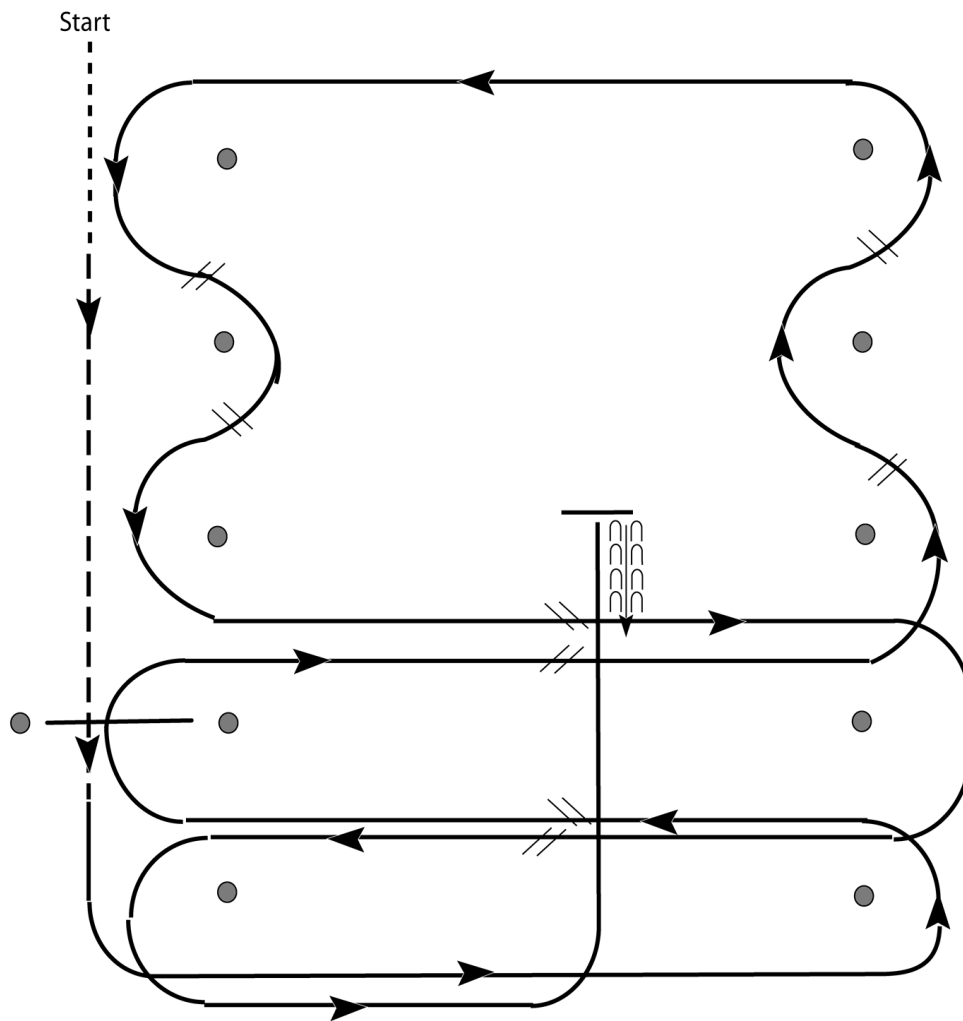
[WH/WT-43]

Pattern Provided by:

SSPHC COLOR CLASSIC

Western Riding (ALL WESTERN RIDING)

Show Date: 10/14-15/2020



1. Walk, transition to jog, jog over log.
2. Transition to left.
3. First crossing change.
4. Lope over log.
5. Second crossing change.
6. First line change.
7. Second line change.
8. Third line change.
9. Fourth line change.
10. Third crossing change.
11. Fourth crossing change.
12. Lope up the center, stop and back.

[WR/OP-3]

Pattern Provided by: