


# CHOOSE YOUR LOOK:

## PAINT




## URETHANE



## SHINGLES



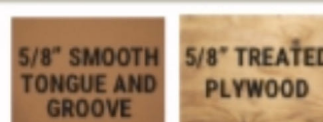
## METAL



## SIDING



## FLOORING



*\*Available in 3/4" for Additional Charge*

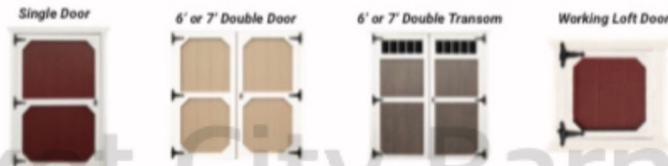
## DOOR OPTIONS

### ENTRY DOORS

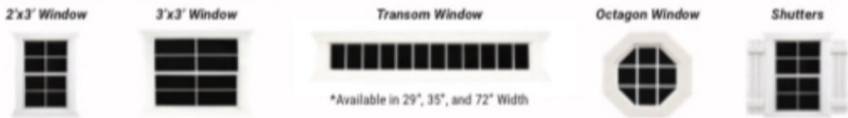


### BARN DOORS

\*Double Doors are available in 6' or 7' height.



## WINDOW OPTIONS



\*Available in 29", 35", and 72" Width


\*2'x3' and 3'x3' Windows available in Single Pane and Double Pane.

\*Shutters available on all 2'x3' Windows and 3'x3' Windows.

## INTERIOR OPTIONS



## PORCH OPTIONS



## GARAGE DOOR OPTIONS



\*Available in multiple sizes and colors.

### MORE OPTIONS:

- 12" OC FLOOR JOISTS (standard in all garages)
- EXTRA SKID
- EXTRA HEIGHT (8'X12'-10'X14' GS/UT ONLY)
- RIDGE VENT
- VAPOR BARRIER (house wrap)
- THERMOFOIL INSULATION (double bubble)
- RADIANT BARRIER ROOF DECKING
- RADIANT BARRIER SIDING
- 160 MPH WIND RATING
- 70 LB. SNOW LOAD ROOF
- ADDITIONAL BENCHES (Cabana)
- EXTRA STALLS (Livestock Shelter)
- TACK ROOM (Livestock Shelter)

OPTIONS:			
<b>FLOORING UPGRADE</b>			
3/4" Treated Plywood			\$1.00/sq. ft.
3/4" Smooth Tounge & Groove			\$0.50/sq. ft.
<b>DOORS</b>			
<b>WALK-IN STEEL DOORS</b>			
Solid			\$300.00
4-5-9-Lite			\$350.00
11-Lite			\$400.00
<b>BARN DOORS [Treated, LP Smartside, Metal]</b>			
Single 6'	\$125.00	Single 7'	\$150.00
Double 6'	\$250.00	Double 7'	\$300.00
<b>BARN DOORS W/29" TRANSOM WINDOW [Treated, LP Smartside, Metal]</b>			
Single 6'	\$225.00	Single 7'	\$250.00
Double 6'	\$450.00	Double 7'	\$500.00
<b>GARAGE DOORS</b>			
6'X7' Roll-Up	\$650.00	6'X7' Panel	\$750.00
9'X7' Roll-Up	\$750.00	9'X7' Panel	\$850.00
LOFT DOOR	\$100.00		
<b>WINDOWS</b>			
2'X3' Single Pane	\$100.00	Octagon 18"	\$100.00
3'X3' Single Pane	\$125.00	Transom 29"	\$100.00
2'X3' Double Pane	\$150.00	Transom 35"	\$125.00
3'X3' Double Pane	\$200.00	Transom 72"	\$175.00
SHUTTERS	\$75.00/Window		
<b>INTERIOR</b>			
Work Benches	\$15.00/linear ft.		
Shelving (3-Stack)	\$15.00/linear ft.		
Added Lofts	\$2.75/sq. ft.		
<b>PORCH OPTIONS</b>			
Side Center Porch	\$550.00		
Side End Porch	\$350.00		
Composite Deck Upgrade	\$3.00/sq. ft.		
Extra Porch Post	\$40.00 ea.		
Treated Railing	\$25.00/linear ft.		
Vinyl Rail Upgrade	\$450.00 (Cabins/All Sizes)		
Vinyl Rail Upgrade	\$575.00 (Deluxe Cabins/All Sizes)		
Vinyl Rail Upgrade	\$950.00 (Pioneer Cabins/All Sizes)		
<b>LIVESTOCK SHELTERS</b>			
End Tack Rooms	\$750.00 All Sizes		
Center Tack Rooms	\$950.00 All Sizes		
Extra Stalls	\$250.00 Ea. - All Sizes		
<b>MORE OPTIONS</b>			
92" Walls	\$150.00 (Small UT/GS Only)		
Ridge Vent	\$7.50/ft.		
Extra Skid	\$5.00/ft.		
12" OC Joists	\$0.65/sq. ft. Upgradable on All Barns		
Therma-Foil Insulation	\$0.80/sq. ft. Add-On To Any Barn		
Vaper Barrier (House Wrap)	\$0.75/sq. ft. Add-On To Any Barn		
Tech Shield (Wall)	\$1.25/ sq. ft. Add-On for Metal Only		
Tech Shield (Roof)	\$0.80/sq. ft. Upgradable on All Barns		
Silver Tech (Siding)	\$1.00/sq. ft. Upgradable LP Siding Only		
<b>ANCHOR PACKAGES</b>			
\$90.00/Anchor			
*Anchor prices may vary depending upon individual customer upgrades			
*Cotton State Barns is not responsible for anchors meeting specific codes.			
*All anchors and anchor accessories become the property and responsibility of the customer upon delivery of the barn.			
<b>160 MPH WIND PACKAGES (ANCHORS INCLUDED)</b>			
GROUP 1	\$2225.00	[8'x12' - 12'x16']	
GROUP 2	\$4550.00	[12'x20' - 12'x32']	
GROUP 3	\$5995.00	[14'x20' - 16'x40']	
*A 25% deposit of Total Barn Cost is required if R.T.O. or C.O.D.			
*See ANCHOR PACKAGES for anchor details.			



**CABIN**

Comes standard with 4' Front Porch, 5/4" Wood Porch Decking, 9-Lite Steel-Clad Walk-In Door, and Three 2'x3' Windows, 92" Walls, Wood Railings, 16" OC Wall Studs, Two Vents, and 2"x6" Floor Joists.

CABINS				
C	PRICE	36 MO	48 MO	60 MO
0812	\$3,595.00	\$166.44	\$149.79	\$133.15
0816	\$4,195.00	\$194.21	\$174.79	\$155.37
1018	\$5,395.00	\$249.77	\$224.79	\$199.81
1224	\$7,395.00	\$342.36	\$308.13	\$273.89
1230	\$8,695.00	\$402.55	\$362.29	\$322.04
1232	\$9,195.00	\$425.69	\$383.13	\$340.56
1424	\$8,695.00	\$402.55	\$362.29	\$322.04
1428	\$9,695.00	\$448.84	\$403.96	\$359.07
1432	\$10,395.00	\$481.25	\$433.13	\$385.00
1436	\$11,395.00	\$527.55	\$474.79	\$422.04
1440	\$12,495.00	\$578.47	\$520.63	\$462.78
1624	\$9,995.00	\$462.73	\$416.46	\$370.19
1628	\$10,995.00	\$509.03	\$458.13	\$407.22
1632	\$11,695.00	\$541.44	\$487.29	\$433.15
1636	\$12,795.00	\$592.36	\$533.13	\$473.89
1640	\$13,995.00	\$647.92	\$583.13	\$518.33



**DELUXE CABIN**

Comes standard with Wrap-Around Porch, 5/4" Wood Porch Decking, 9-Lite Steel-Clad Walk-In Door, Four 2'x3' Windows, One 3'x3' Window, 92" Walls, Wood Railings, 16" OC Wall Studs, Two Vents, and 2"x6" Floor Joists.

<b>DELUXE CABINS</b>				
<b>DC</b>	<b>PRICE</b>	<b>36 MO</b>	<b>48 MO</b>	<b>60 MO</b>
1232	\$10,295.00	\$476.62	\$428.96	\$381.30
1424	\$9,795.00	\$453.47	\$408.13	\$362.78
1428	\$11,095.00	\$513.66	\$462.29	\$410.93
1432	\$12,095.00	\$559.95	\$503.96	\$447.96
1436	\$12,895.00	\$596.99	\$537.29	\$477.59
1440	\$14,195.00	\$657.18	\$591.46	\$525.74
1624	\$10,795.00	\$499.77	\$449.79	\$399.81
1628	\$11,995.00	\$555.32	\$499.79	\$444.26
1632	\$13,295.00	\$615.51	\$553.96	\$492.41
1636	\$14,195.00	\$657.18	\$591.46	\$525.74
1640	\$15,595.00	\$721.99	\$649.79	\$577.59



**LOFTED BARN CABIN**

Comes standard with 4' Front Porch, 5/4" Wood Porch Decking, 9-Lite Steel-Clad Walk-In Door, Three 2'x3' Windows, 78" Walls, Wood Railings, Lofts, 16" OC Wall Studs, Two Vents, and 2"x6" Floor Joists.

<b>LOFTED BARN CABINS</b>				
<b>LBC</b>	<b>PRICE</b>	<b>36 MO</b>	<b>48 MO</b>	<b>60 MO</b>
1018	\$5,995.00	\$277.55	\$249.79	\$222.04
1224	\$8,295.00	\$384.03	\$345.63	\$307.22
1230	\$9,595.00	\$444.21	\$399.79	\$355.37
1232	\$10,095.00	\$467.36	\$420.63	\$373.89
1424	\$9,595.00	\$444.21	\$399.79	\$355.37
1428	\$10,595.00	\$490.51	\$441.46	\$392.41
1432	\$11,595.00	\$536.81	\$483.13	\$429.44
1436	\$12,995.00	\$601.62	\$541.46	\$481.30
1440	\$13,895.00	\$643.29	\$578.96	\$514.63
1624	\$10,895.00	\$504.40	\$453.96	\$403.52
1628	\$11,995.00	\$555.32	\$499.79	\$444.26
1632	\$12,995.00	\$601.62	\$541.46	\$481.30
1636	\$14,295.00	\$661.81	\$595.63	\$529.44
1640	\$15,195.00	\$703.47	\$633.13	\$562.78



### DELUXE LOFTED BARN CABIN

Comes standard with Wrap-Around Porch, 5/4" Wood Porch Decking, 9-Lite Steel-Clad Walk-In Door, Four 2'x3' Windows, One 3'x3' Window, 78" Walls, Wood Railings, Lofts, 16" OC Wall Studs, Two Vents, and 2"x6" Floor Joists.

DELUXE LOFTED BARN CABINS				
LBC-DLX	PRICE	36 MO	48 MO	60 MO
1232	\$11,195.00	\$518.29	\$466.46	\$414.63
1424	\$10,695.00	\$495.14	\$445.63	\$396.11
1428	\$11,995.00	\$555.32	\$499.79	\$444.26
1432	\$13,095.00	\$606.25	\$545.63	\$485.00
1436	\$14,095.00	\$652.55	\$587.29	\$522.04
1440	\$15,195.00	\$703.47	\$633.13	\$562.78
1624	\$11,595.00	\$536.81	\$483.13	\$429.44
1628	\$12,995.00	\$601.62	\$541.46	\$481.30
1632	\$14,095.00	\$652.55	\$587.29	\$522.04
1636	\$15,195.00	\$703.47	\$633.13	\$562.78
1640	\$16,295.00	\$754.40	\$678.96	\$603.52



## PIONEER CABINS

Pioneer Cabins come standard with:

- Full-Length Porch
- 92" Wall Height
- 9-Lite Steel-Clad Walk-In Door
- Four 2'x3' Windows
- 16" OC Wall Studs
- 2"x6" Floor Joists

PIONEER CABINS				
PNC	PRICE	36 MO	48 MO	60 MO
1424	\$9,595.00	\$444.21	\$399.79	\$355.37
1428	\$10,595.00	\$490.51	\$441.46	\$392.41
1432	\$11,495.00	\$532.18	\$478.96	\$425.74
1436	\$12,795.00	\$592.36	\$533.13	\$473.89
1440	\$13,995.00	\$647.92	\$583.13	\$518.33
1624	\$10,695.00	\$495.14	\$445.63	\$396.11
1628	\$11,795.00	\$546.06	\$491.46	\$436.85
1632	\$12,795.00	\$592.36	\$533.13	\$473.89
1636	\$13,995.00	\$647.92	\$583.13	\$518.33
1640	\$15,495.00	\$717.36	\$645.63	\$573.89

## LOFTED PIONEER CABINS

Lofted Pioneer Cabins come with the same standard features as the Pioneer Cabin, but also with lofts, two octagon windows (one per end), ridge vents, and 78" walls.

This cabin can be upgraded with vinyl railing and composite decking to make this a long-lasting, one-of-a-kind storage barn.



*\*Non-Standard Options shown here include Shutters, 4-Lite Walk-In Doors and 5-Lite Walk-In Doors, Vinyl Handrails, and Composite Porch Decking.*

LOFTED PIONEER CABINS				
LPNC	PRICE	36 MO	48 MO	60 MO
1424	\$10,695.00	\$495.14	\$445.63	\$396.11
1428	\$11,795.00	\$546.06	\$491.46	\$436.85
1432	\$12,995.00	\$601.62	\$541.46	\$481.30
1436	\$14,495.00	\$671.06	\$603.96	\$536.85
1440	\$15,595.00	\$721.99	\$649.79	\$577.59
1624	\$11,995.00	\$555.32	\$499.79	\$444.26
1628	\$12,995.00	\$601.62	\$541.46	\$481.30
1632	\$14,395.00	\$666.44	\$599.79	\$533.15
1636	\$15,995.00	\$740.51	\$666.46	\$592.41
1640	\$17,295.00	\$800.69	\$720.63	\$640.56





## TOOL SHEDS

Tool Sheds come standard with:

- 75" Rear-Wall Height
- 100" Minimum Front-Wall Height (varies with size of building)
- 7' Double Wood Doors (70" opening)
- Diamond-Plated Threshold

*\*Non-Standard options shown here include 6' Doors and three Transom Windows.*

TOOL SHEDS				
TS	PRICE	36 MO	48 MO	60 MO
0812	\$2,995.00	\$138.66	\$124.79	\$110.93
1010	\$3,195.00	\$147.92	\$133.13	\$118.33
1012	\$3,495.00	\$161.81	\$145.63	\$129.44
1014	\$3,795.00	\$175.69	\$158.13	\$140.56
1016	\$4,095.00	\$189.58	\$170.63	\$151.67
1212	\$3,895.00	\$180.32	\$162.29	\$144.26
1214	\$4,395.00	\$203.47	\$183.13	\$162.78
1216	\$4,795.00	\$221.99	\$199.79	\$177.59
1220	\$5,795.00	\$268.29	\$241.46	\$214.63
1224	\$6,395.00	\$296.06	\$266.46	\$236.85
1228	\$6,795.00	\$314.58	\$283.13	\$251.67
1230	\$7,595.00	\$351.62	\$316.46	\$281.30
1232	\$7,995.00	\$370.14	\$333.13	\$296.11



## SUN STUDIOS

For hobbyists and crafters our new SUN STUDIO comes with many window options that let the sunlight in! Sun Studios come standard with:

- Three 10"x34" Transom Windows in Dormer
- 6' Transom Doors
- Two 2'x3' Windows
- Shutters

*\*Shutters not Standard on 16' wide front walls.*

*\*See pages 9 and 10 for a full selection of options you can add!*

### SUN STUDIO

SS	PRICE	36 MO	48 MO	60 MO
1016	\$5,295.00	\$245.14	\$220.63	\$196.11
1020	\$6,195.00	\$286.81	\$258.13	\$229.44
1216	\$6,295.00	\$291.44	\$262.29	\$233.15
1220	\$7,295.00	\$337.73	\$303.96	\$270.19
1224	\$7,995.00	\$370.14	\$333.13	\$296.11
1228	\$8,795.00	\$407.18	\$366.46	\$325.74
1230	\$9,395.00	\$434.95	\$391.46	\$347.96
1232	\$9,795.00	\$453.47	\$408.13	\$362.78

# SIDE LOFTED BARN

Side-Lofted Barns come with the same standard features as Lofted Barns, but also:

- 10' Long - Single Wood Door with One 2'x3' Window
- 12' Long - Choice of Single Wood Door with Two 2'x3' Windows, or Double Wood Doors with One 2'x3' Window
- 14' Long and Longer - Double Wood Doors with Two 2'x3' Windows



STANDARD MODEL

*\*Non-Standard options shown here include Transom Doors, Shutters, and Octagon Windows.*

SIDE-LOFTED BARN				
SLB	PRICE	36 MO	48 MO	60 MO
0812	\$3,295.00	\$152.55	\$137.29	\$122.04
1010	\$3,495.00	\$161.81	\$145.63	\$129.44
1012	\$3,895.00	\$180.32	\$162.29	\$144.26
1014	\$4,195.00	\$194.21	\$174.79	\$155.37
1016	\$4,595.00	\$212.73	\$191.46	\$170.19
1020	\$5,395.00	\$249.77	\$224.79	\$199.81
1212	\$4,495.00	\$208.10	\$187.29	\$166.48
1214	\$4,995.00	\$231.25	\$208.13	\$185.00
1216	\$5,395.00	\$249.77	\$224.79	\$199.81
1220	\$6,495.00	\$300.69	\$270.63	\$240.56
1224	\$7,095.00	\$328.47	\$295.63	\$262.78
1230	\$8,595.00	\$397.92	\$358.13	\$318.33
1232	\$8,795.00	\$407.18	\$366.46	\$325.74
1420	\$7,795.00	\$360.88	\$324.79	\$288.70
1424	\$8,495.00	\$393.29	\$353.96	\$314.63
1428	\$9,495.00	\$439.58	\$395.63	\$351.67
1432	\$10,395.00	\$481.25	\$433.13	\$385.00
1436	\$11,295.00	\$522.92	\$470.63	\$418.33
1440	\$12,495.00	\$578.47	\$520.63	\$462.78
1620	\$8,995.00	\$416.44	\$374.79	\$333.15
1624	\$9,595.00	\$444.21	\$399.79	\$355.37
1628	\$10,595.00	\$490.51	\$441.46	\$392.41
1632	\$11,495.00	\$532.18	\$478.96	\$425.74
1636	\$12,395.00	\$573.84	\$516.46	\$459.07
1640	\$13,695.00	\$634.03	\$570.63	\$507.22

## GARDEN SHEDS

Garden Sheds come with the same standard features as Utility Sheds, but also:

- 10' Long - Single Wood Door with One 2'x3' Window
- 12' Long - Choice of Single Wood Door with Two 2'x3' Windows, or Double Wood Doors with One 2'x3' Window
- 14' Long and Longer - Double Wood Doors with Two 2'x3' Windows



*\*Non-Standard options shown here include Transom Doors and Shutters.*

*\*See Pages 9 & 10 for a full selection of these and many other options that can be added.*

GARDEN SHED				
GS	PRICE	36 MO	48 MO	60 MO
0812	\$2,895.00	\$134.03	\$120.63	\$107.22
1010	\$3,195.00	\$147.92	\$133.13	\$118.33
1012	\$3,495.00	\$161.81	\$145.63	\$129.44
1014	\$3,795.00	\$175.69	\$158.13	\$140.56
1016	\$4,195.00	\$194.21	\$174.79	\$155.37
1020	\$4,995.00	\$231.25	\$208.13	\$185.00
1212	\$4,195.00	\$194.21	\$174.79	\$155.37
1214	\$4,695.00	\$217.36	\$195.63	\$173.89
1216	\$4,995.00	\$231.25	\$208.13	\$185.00
1220	\$5,995.00	\$277.55	\$249.79	\$222.04
1224	\$6,695.00	\$309.95	\$278.96	\$247.96
1230	\$7,995.00	\$370.14	\$333.13	\$296.11
1232	\$8,195.00	\$379.40	\$341.46	\$303.52
1420	\$7,095.00	\$328.47	\$295.63	\$262.78
1424	\$7,895.00	\$365.51	\$328.96	\$292.41
1428	\$8,895.00	\$411.81	\$370.63	\$329.44
1432	\$9,595.00	\$444.21	\$399.79	\$355.37
1436	\$10,495.00	\$485.88	\$437.29	\$388.70
1440	\$11,695.00	\$541.44	\$487.29	\$433.15
1620	\$8,395.00	\$388.66	\$349.79	\$310.93
1624	\$8,995.00	\$416.44	\$374.79	\$333.15
1628	\$9,995.00	\$462.73	\$416.46	\$370.19
1632	\$10,795.00	\$499.77	\$449.79	\$399.81
1636	\$11,795.00	\$546.06	\$491.46	\$436.85
1640	\$12,795.00	\$592.36	\$533.13	\$473.89



## UTILITY SHEDS

Utility Sheds come standard with:

- 10'x16' and Larger - 92" Wall Height and 7' Tall Double Wood Doors (70" opening)
- 10'x14' and Smaller - 75" Wall Height and 6' Tall Double Wood Doors (70" opening)
- 8' Wide - Single 6' Wood Door (46" opening)
- Diamond-Plated Threshold

UTILITY SHED				
UT	PRICE	36 MO	48 MO	60 MO
0812	\$2,695.00	\$124.77	\$112.29	\$99.81
1010	\$2,995.00	\$138.66	\$124.79	\$110.93
1012	\$3,295.00	\$152.55	\$137.29	\$122.04
1014	\$3,595.00	\$166.44	\$149.79	\$133.15
1016	\$3,995.00	\$184.95	\$166.46	\$147.96
1020	\$4,795.00	\$221.99	\$199.79	\$177.59
1212	\$3,995.00	\$184.95	\$166.46	\$147.96
1214	\$4,495.00	\$208.10	\$187.29	\$166.48
1216	\$4,795.00	\$221.99	\$199.79	\$177.59
1220	\$5,795.00	\$268.29	\$241.46	\$214.63
1224	\$6,495.00	\$300.69	\$270.63	\$240.56
1230	\$7,795.00	\$360.88	\$324.79	\$288.70
1232	\$7,995.00	\$370.14	\$333.13	\$296.11
1420	\$6,895.00	\$319.21	\$287.29	\$255.37
1424	\$7,695.00	\$356.25	\$320.63	\$285.00
1428	\$8,695.00	\$402.55	\$362.29	\$322.04
1432	\$9,395.00	\$434.95	\$391.46	\$347.96
1436	\$10,295.00	\$476.62	\$428.96	\$381.30
1440	\$11,495.00	\$532.18	\$478.96	\$425.74
1620	\$8,195.00	\$379.40	\$341.46	\$303.52
1624	\$8,795.00	\$407.18	\$366.46	\$325.74
1628	\$9,795.00	\$453.47	\$408.13	\$362.78
1632	\$10,595.00	\$490.51	\$441.46	\$392.41
1636	\$11,595.00	\$536.81	\$483.13	\$429.44
1640	\$12,595.00	\$583.10	\$524.79	\$466.48



## COTTAGE SHEDS

Cottage Sheds come standard with:

- Classic Saltbox Roof
- Diamond-Plated Threshold
- 7' Wood Door(s)
- 10' Long - Single Wood Door and One 2'x3' Window
- 12' Long - Choice of Single Wood Door and Two 2'x3' Windows, or Double Wood Door and One 2'x3' Window
- 14' Long and Longer - Double Wood Doors and Two 3'x3' Windows

*\*Pictured as standard. See pages 9 and 10 for a full selection of options you can add!*

*\*14' and 16' wide models may be available in some areas.*

COTTAGE SHEDS				
CS	PRICE	36 MO	48 MO	60 MO
0812	\$2,895.00	\$134.03	\$120.63	\$107.22
1010	\$3,095.00	\$143.29	\$128.96	\$114.63
1012	\$3,395.00	\$157.18	\$141.46	\$125.74
1014	\$3,795.00	\$175.69	\$158.13	\$140.56
1016	\$4,195.00	\$194.21	\$174.79	\$155.37
1212	\$3,795.00	\$175.69	\$158.13	\$140.56
1214	\$4,495.00	\$208.10	\$187.29	\$166.48
1216	\$4,995.00	\$231.25	\$208.13	\$185.00
1220	\$6,095.00	\$282.18	\$253.96	\$225.74
1224	\$6,695.00	\$309.95	\$278.96	\$247.96
1230	\$7,895.00	\$365.51	\$328.96	\$292.41



## GARAGES

Garages come standard with:

- 9' Roll-Up Door
- Diamond Plated Threshold
- 12" OC Floor Joists
- 36" Steel-Clad Walk-In Door
- 2'x3' Window

GARAGES				
G	PRICE	36 MO	48 MO	60 MO
1224	\$7,795.00	\$360.88	\$324.79	\$288.70
1230	\$8,895.00	\$411.81	\$370.63	\$329.44
1232	\$9,295.00	\$430.32	\$387.29	\$344.26
1424	\$9,095.00	\$421.06	\$378.96	\$336.85
1428	\$10,195.00	\$471.99	\$424.79	\$377.59
1432	\$10,895.00	\$504.40	\$453.96	\$403.52
1436	\$11,995.00	\$555.32	\$499.79	\$444.26
1440	\$12,995.00	\$601.62	\$541.46	\$481.30
1624	\$10,195.00	\$471.99	\$424.79	\$377.59
1628	\$11,395.00	\$527.55	\$474.79	\$422.04
1632	\$12,095.00	\$559.95	\$503.96	\$447.96
1636	\$13,195.00	\$610.88	\$549.79	\$488.70
1640	\$14,395.00	\$666.44	\$599.79	\$533.15

## LOFTED BARN GARAGES

Lofted Barn Garages come with the same standard features as Garages, but also with lofts that can add up to 80% more storage space in the same square footage area (the lofts require 78" wall heights).

The standard 12" floor joists provide sturdy support for a wide variety of uses, while the 36" steel-clad walk-in door provides easy access.



STANDARD MODEL

*\*Non-Standard Options shown here include a 9' Panel Garage Door (instead of the standard 9' Roll-Up Door) and Shutters.*

LOFTED BARN GARAGES				
LBG	PRICE	36 MO	48 MO	60 MO
1224	\$8,395.00	\$388.66	\$349.79	\$310.93
1230	\$9,795.00	\$453.47	\$408.13	\$362.78
1232	\$10,195.00	\$471.99	\$424.79	\$377.59
1420	\$9,095.00	\$421.06	\$378.96	\$336.85
1424	\$9,695.00	\$448.84	\$403.96	\$359.07
1428	\$10,795.00	\$499.77	\$449.79	\$399.81
1432	\$11,595.00	\$536.81	\$483.13	\$429.44
1436	\$12,595.00	\$583.10	\$524.79	\$466.48
1440	\$13,795.00	\$638.66	\$574.79	\$510.93
1620	\$10,395.00	\$481.25	\$433.13	\$385.00
1624	\$10,995.00	\$509.03	\$458.13	\$407.22
1628	\$11,995.00	\$555.32	\$499.79	\$444.26
1632	\$12,395.00	\$573.84	\$516.46	\$459.07
1636	\$13,795.00	\$638.66	\$574.79	\$510.93
1640	\$15,195.00	\$703.47	\$633.13	\$562.78





## BARNS

Barns come standard with:

- 46" Wall Height
- Double Wood Doors (a single 4' wood door if 8' wide)
- Diamond-Plated Threshold

*\*Pictured as standard. See pages 9 and 10 for a full selection of options you can add!*

BARNS				
BN	PRICE	36 MO	48 MO	60 MO
0812	\$2,595.00	\$120.14	\$108.13	\$96.11
1010	\$2,695.00	\$124.77	\$112.29	\$99.81
1012	\$2,895.00	\$134.03	\$120.63	\$107.22
1014	\$3,295.00	\$152.55	\$137.29	\$122.04
1016	\$3,595.00	\$166.44	\$149.79	\$133.15
1212	\$3,495.00	\$161.81	\$145.63	\$129.44
1214	\$3,895.00	\$180.32	\$162.29	\$144.26
1216	\$4,295.00	\$198.84	\$178.96	\$159.07



## LOFTED BARNs

Lofted Barns come standard with:

- 78" Wall Height (much higher than industry standard)
- Lofts (can add up to 80% more storage space in same sq. footage area)
- Diamond-Plated Threshold
- 10' Wide and Wider - Double Wood Doors (70" opening)
- 8' Wide - Single Wood Door (46" opening)

*\*Non-Standard options shown here include Transom Doors, 6' Transom Window, and Loft Door.*

LOFTED BARNs				
LB	PRICE	36 MO	48 MO	60 MO
0812	\$3,095.00	\$143.29	\$128.96	\$114.63
1010	\$3,295.00	\$152.55	\$137.29	\$122.04
1012	\$3,695.00	\$171.06	\$153.96	\$136.85
1014	\$3,995.00	\$184.95	\$166.46	\$147.96
1016	\$4,395.00	\$203.47	\$183.13	\$162.78
1020	\$5,195.00	\$240.51	\$216.46	\$192.41
1212	\$4,295.00	\$198.84	\$178.96	\$159.07
1214	\$4,795.00	\$221.99	\$199.79	\$177.59
1216	\$5,195.00	\$240.51	\$216.46	\$192.41
1220	\$6,295.00	\$291.44	\$262.29	\$233.15
1224	\$6,895.00	\$319.21	\$287.29	\$255.37
1230	\$8,395.00	\$388.66	\$349.79	\$310.93
1232	\$8,595.00	\$397.92	\$358.13	\$318.33
1420	\$7,595.00	\$351.62	\$316.46	\$281.30
1424	\$8,295.00	\$384.03	\$345.63	\$307.22
1428	\$9,295.00	\$430.32	\$387.29	\$344.26
1432	\$10,195.00	\$471.99	\$424.79	\$377.59
1436	\$11,095.00	\$513.66	\$462.29	\$410.93
1440	\$12,295.00	\$569.21	\$512.29	\$455.37
1620	\$8,795.00	\$407.18	\$366.46	\$325.74
1624	\$9,395.00	\$434.95	\$391.46	\$347.96
1628	\$10,395.00	\$481.25	\$433.13	\$385.00
1632	\$11,295.00	\$522.92	\$470.63	\$418.33
1636	\$12,195.00	\$564.58	\$508.13	\$451.67
1640	\$13,495.00	\$624.77	\$562.29	\$499.81



## BUDGET SERIES

If affordability is the primary concern, our Budget Series Metal Barn offers the most for the least!

*\*No options such as Windows, Doors, or other Sidings can be substituted or added. In some areas we offer a limited choice of Custom Metal Colors (additional charges may apply).*

### BUDGET SERIES

BS	PRICE	36 MO	48 MO	60 MO
0912	\$2,495.00	\$115.51	\$103.96	\$92.41



## LIVESTOCK SHELTERS

- Livestock Shelters come standard with Pressure-Treated Kickboards for greater animal protection.
- Tack Room (as shown) not standard.

*\*See dealer for details regarding additional stalls and dividers.*

LIVESTOCK SHELTERS				
LS	PRICE	36 MO	48 MO	60 MO
0812	\$2,995.00	\$138.66	\$124.79	\$110.93
1010	\$3,395.00	\$157.18	\$141.46	\$125.74
1012	\$3,695.00	\$171.06	\$153.96	\$136.85
1014	\$3,995.00	\$184.95	\$166.46	\$147.96
1016	\$4,495.00	\$208.10	\$187.29	\$166.48
1020	\$5,395.00	\$249.77	\$224.79	\$199.81
1212	\$4,595.00	\$212.73	\$191.46	\$170.19
1214	\$5,195.00	\$240.51	\$216.46	\$192.41
1216	\$5,495.00	\$254.40	\$228.96	\$203.52
1220	\$6,595.00	\$305.32	\$274.79	\$244.26
1224	\$7,395.00	\$342.36	\$308.13	\$273.89
1230	\$8,795.00	\$407.18	\$366.46	\$325.74
1232	\$9,095.00	\$421.06	\$378.96	\$336.85
1420	\$7,995.00	\$370.14	\$333.13	\$296.11
1424	\$8,995.00	\$416.44	\$374.79	\$333.15
1428	\$10,095.00	\$467.36	\$420.63	\$373.89
1432	\$10,795.00	\$499.77	\$449.79	\$399.81
1436	\$11,995.00	\$555.32	\$499.79	\$444.26
1440	\$13,095.00	\$606.25	\$545.63	\$485.00
1620	\$9,695.00	\$448.84	\$403.96	\$359.07
1624	\$10,495.00	\$485.88	\$437.29	\$388.70
1628	\$11,795.00	\$546.06	\$491.46	\$436.85
1632	\$12,595.00	\$583.10	\$524.79	\$466.48
1636	\$13,795.00	\$638.66	\$574.79	\$510.93
1640	\$14,995.00	\$694.21	\$624.79	\$555.37

## CABANAS

Pictured as standard. LP Smart Siding, Composite Decking, Vinyl Railings, and an assortment of Paint and Urethane Colors are available - some for additional charges.



### CABANAS

CBA	PRICE	36 MO	48 MO	60 MO
1012	\$3,995.00	\$184.95	\$166.46	\$147.96
1016	\$5,095.00	\$235.88	\$212.29	\$188.70
1020	\$6,295.00	\$291.44	\$262.29	\$233.15
1216	\$5,995.00	\$277.55	\$249.79	\$222.04
1220	\$7,295.00	\$337.73	\$303.96	\$270.19
1224	\$7,995.00	\$370.14	\$333.13	\$296.11

options you can add!

TWO 3 X 3 WINDOWS

\*14' and 16' wide models may be available in some areas.



8' WIDE  
BARN, LOFTED  
BARN, UTILITY



10' LONG  
SIDE LOFTED  
BARN,  
GARDEN SHED,  
COTTAGE SHED



12' LONG  
STANDARD SIDE  
LOFTED BARN,  
GARDEN SHED,  
COTTAGE SHED



12' LONG  
OPTIONAL SIDE  
LOFTED BARN,  
GARDEN SHED,  
COTTAGE SHED



14' OR LONGER  
SIDE LOFTED BARN,  
GARDEN SHED



14' OR LONGER  
COTTAGE SHED