



PARACHUTE


ECOARTS
PROGRAM

Create your own eco-city!

**2nd - 5th Grade
Instruction
Guide**

Watch the video at
www.parachutearts.com
and on Parachute Studio's
Youtube channel





VOocab

Vanishing point: This is a point on the horizon where all lines meet, creating perspective

Cityscape: The visual appearance of a city or urban area; a city landscape

Dada Art Movement: An "anti-art" period just after World War I where artists critiqued tradition with bizarre, irrational, accidental, chance, and fantastic creations

Pollution: A substance or thing that has harmful or poisonous effects on the environment and living things

Fossil fuels: A natural fuel such as coal or gas, formed in the geological past from the remains of living organisms. Burning fossil fuels releases carbon and pollution into the air.



Idling: Keeping a vehicle engine on when it's not moving

WHAT YOU'LL NEED:

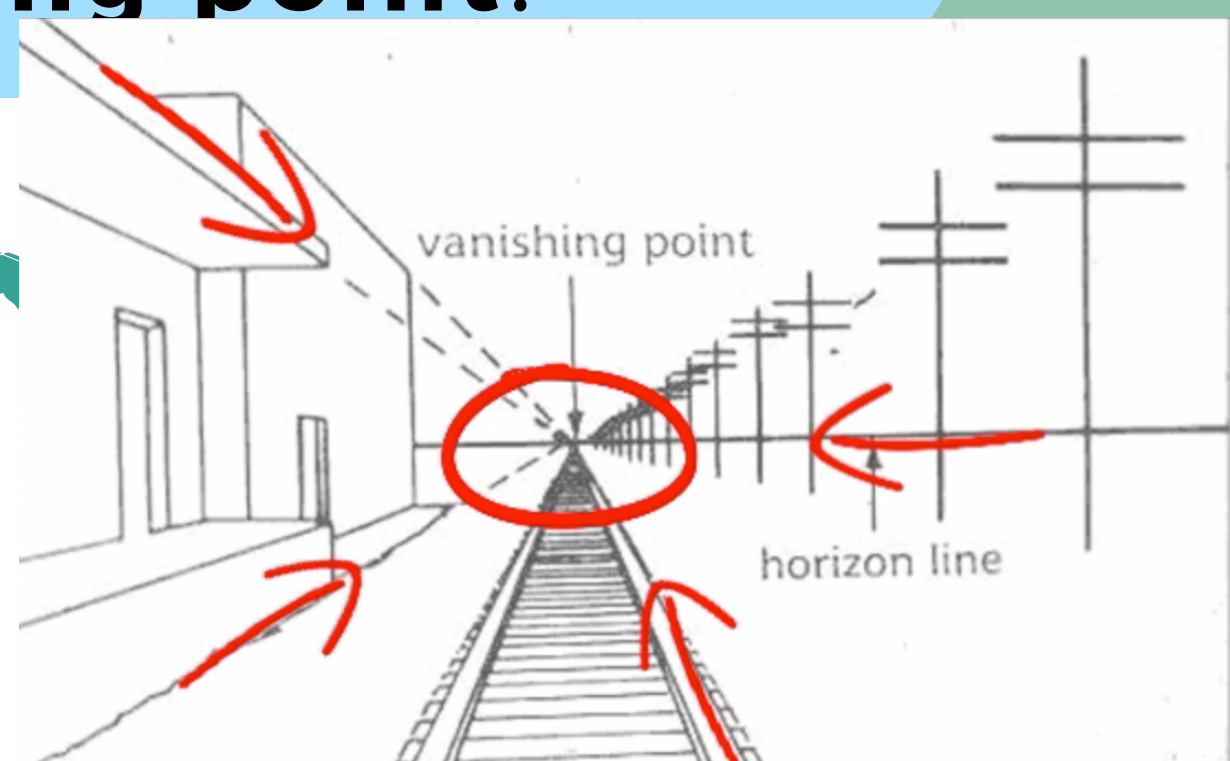
- Paper
- Pencil
- Markers
- Ruler (optional)
- Scissors
- Old magazines and junk mail



DIRECTIONS: CREATE A VANISHING POINT

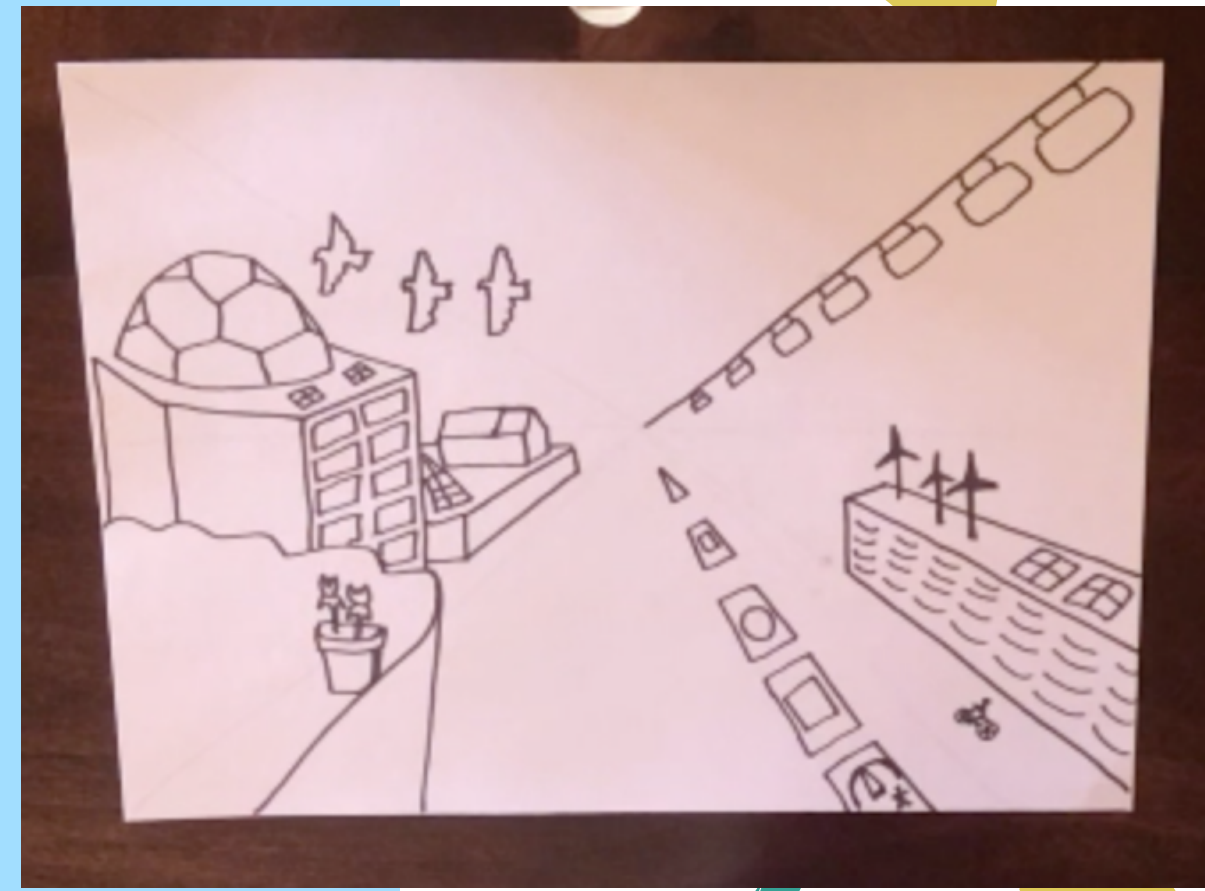


1. **Create a large "X"**. Drag your pencil from one corner of the paper to the opposite corner to make a large "X" on the paper.
2. **Draw a horizon line**. Lightly draw a line down the middle of your paper left to right with a pencil. You can use a ruler to measure and get a straight line if you'd like. The point where these lines come together is called a **vanishing point**.



ADD DETAILS

3. Draw your road, buildings and details. Create perspective by adding details that disappear into the vanishing point. Some of these details might be covered up by the collage, so just draw in the most important parts of your city. Use your imagination to draw fun and interesting elements.



4. Cut out images your magazines and add them to your city. Paste on the bigger backdrop pieces, like the sky or ground, before adding the smaller, more detailed images.

5. Finish up your details and color. Make your eco-city stand out by adding details that make your city healthy and supports ecosystems. Did you include gardens, solar panels, trolleys, windmills, parks, flying vehicles, a train, gondola, wildlife spaces, plants or trees?



We can't wait to see your eco-city!

Make sure to send photos to your teachers or tag [@parachutearts](#) and [@ecoartsfoundation](#) on Instagram.