



## 600 LB. CAST STAINLESS STEEL FLANGED & BUTTWELD "Y" STRAINERS

### MODELS: S8-600 & S7-600

PRESSURE-TEMPERATURE RATINGS	
STEAM:	600 psi @ 1125° F
WOG:	1440 psi @ 100° F

#### SERVICE RECOMMENDATIONS

These strainers are designed to ensure protection to mechanical equipment from the harmful effects of dirt, scale, etc. The S8-600 is built for a long service life and designed to withstand many different types of corrosive fluids at high pressures and temperatures, as well as suitable for use in very low (cryogenic) temperatures.

#### FEATURES

All sizes feature a bolted cover machined to receive the screen. S8-600 are drilled in accordance with ANSI B16.5. Bolt holes are either spot faced or flanges are back faced. Each unit is individually hydrostatically tested. Ring Type Joints (RTJ) are available.

#### SCREENS


Heavy gauge 304 stainless steel screens are normally furnished in the following perforations:

SERVICE:	1/2" - 4"	5" to 14"
Steam:	.033"	.045"
Liquid :	.062"	1/8"

Other materials, such as Monel, Hastelloy C, & Alloy-20 are available. Other perforation sizes and/or mesh lining is also available.

#### CONSTRUCTION

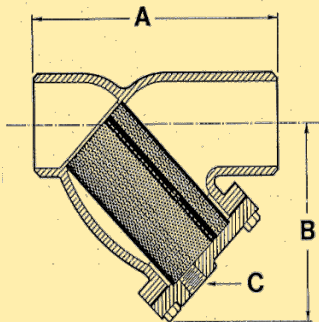
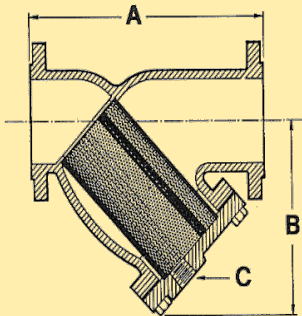
Extremely rugged & durable bodies constructed from stock in type 316 stainless steel (ASTM A351, Grade CF8M). Other alloys are available. All sizes contain generously proportioned screens with a minimum capacity four times the corresponding pipe size. The bodies of both the S8-600 & S7-600 are designed to meet 600 lb. ANSI specifications. Model S8-600 has RF flanges and model S7-600 ends are machined to match schedule 80 pipe. All models have machined seats in the body & cover which ensure accurate screen alignment.



Model S8-600



Model S7-600



DIMENSIONS & WEIGHTS APPROXIMATE  
(Apply for certified drawings)

SIZE	in. mm	1/2"	3/4"	1"	1 1/4"	1 1/2"	2"	2 1/2"	3"	4"	5"	6"	8"	10"	12"
		15	20	25	32	40	50	65	80	100	125	150	200	250	300
A	S8-600	6 5/8	8 5/16	8 5/16	10 1/8	10 1/4	11	12	13 1/2	17 15/16	22 1/4	25 5/8	31 3/4	37 11/16	41
	S7-600	6 5/8	8 5/16	8 5/16	10 1/8	10 1/4	11	12	13 1/2	18	22 1/4	25 5/8	31 3/4	37 11/16	45 1/2
B	S8-600	3 1/2	3 3/4	3 3/4	5 1/2	5 1/2	7	8 1/4	9 1/4	12 1/2	15	20	24	28 1/2	29 5/16
	S7-600	3 1/2	3 3/4	3 3/4	5 1/2	5 1/2	7	8 1/4	9 1/4	12 1/2	15	20	24	28 1/2	34 1/2
C	NPT	3/8	1/2	1/2	1/2	1/2	1/2	1	1	1 1/2	2	2	2	2	2
WT (lb.)	S8-600	8	10 1/2	14	26	28	40	55	70	135	254	325	550	1090	1558
	S7-600	3	9	9	12	15	30	32	38	77	134	220	390	706	880
Cv		18	18	18	22	42	70	110	160	260	400	570	950	1600	2200

Also available in sizes 14" thru 24"

## FABROTECH INDUSTRIES, INC.

2089 NINTH AVENUE, RONKONKOMA, NEW YORK 11779

TEL: (631) 467-2040 FAX: (631) 467-2196 e-mail: info@fabrotech.com

[www.fabrotech.com](http://www.fabrotech.com)