



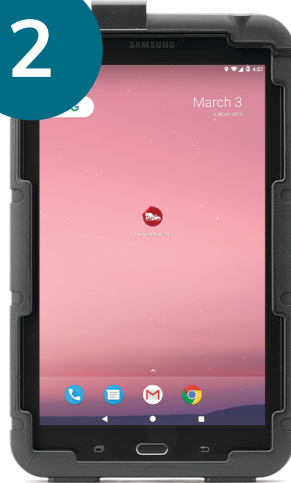
ConcreteDirect

1



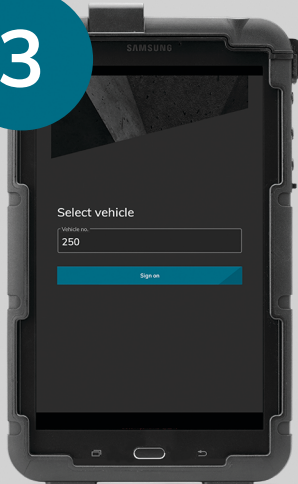
Press and hold the Power button until Samsung logo appears.

2



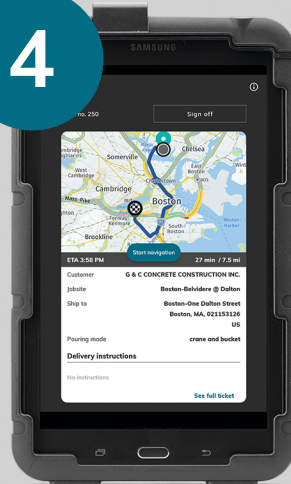
If the app is not running, tap the ConcreteDirect Driver App to get started.

3



Tap the text field and enter your truck number.

4



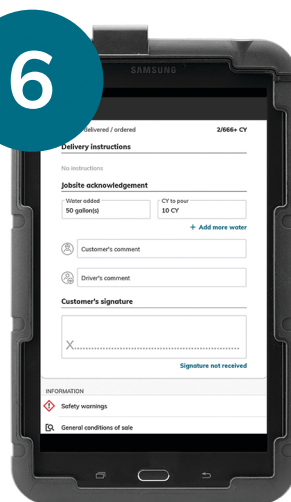
When a ticket is assigned to your truck, it will appear on your screen. Tap "Start Navigation" and begin your trip. Select "See full ticket" upon arrival.

5



To remove, grasp the tablet firmly and press upward to free the tablet unit from the bottom clamp.

6



"Water added" must be recorded before the signature field can be tapped and opened.

After signing, tap confirm and the delivery is complete.