

# GPS 311C



## INSTALLATION GUIDE VER 05.23

Thank you for purchasing the GPS-311C tracking device.

This user guide shows you how to operate the device correctly.

Please ensure that you read the guide carefully before using this product.

Specifications and information supplied are subject to change without prior notice.

Any such changes will be integrated in the latest release of this user guide.

## Introduction

The GPS-311C can locate any remote vehicle by using GPS satellites. The data is then transmitted by using the mobile network. An SMS or Internet report can also be sent to the user by using the GSM and GPRS network.

## Features:

Dustproof and waterproof IP67 level.

Built-in GSM, GPS antenna.

GPS and LBS (Location based service) tracking solutions.

SMS/GPRS/Internet Network data transmission.

Remote Configuration support.

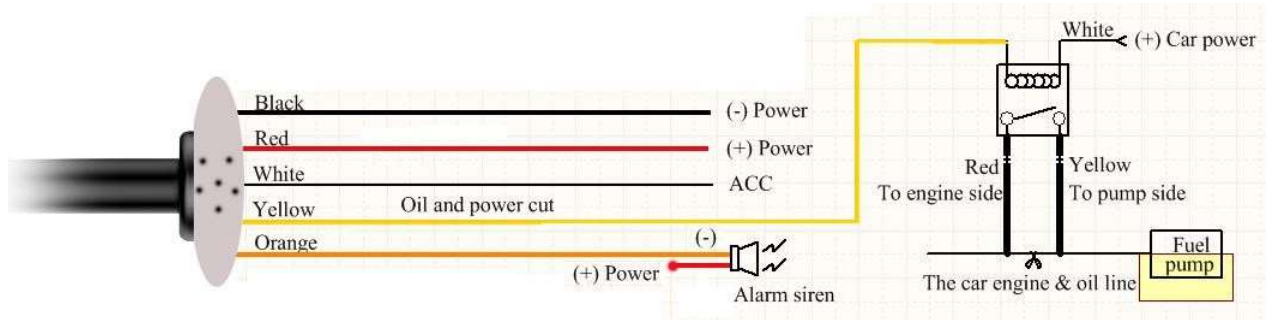
Built-in vibration sensor alarm.

## Specifications

Content	Specification
<b>DIM</b>	6.0×3.5×1.8cm
<b>Weight</b>	50g
<b>Network</b>	GSM/GPRS
<b>Band</b>	850/900/1800/1900Mhz
<b>GPS sensitivity</b>	-165dBm
<b>GPS accuracy</b>	5m
<b>GPS start time</b>	Cold status 45s Warm status 35s Hot status 1s
<b>Supported Voltage</b>	8V - 40V
<b>Back up battery</b>	Chargeable 3.7V 180mAh Li-ion battery
<b>Storage Temp</b>	-40°C to +85°C
<b>Operation Temp.</b>	-20°C to +65°C
<b>Waterproof</b>	IP 67

## Installation

We advise that the installation is performed by a qualified and experienced auto electrician. We do not accept any liability for any damages caused due to incorrect installation.




The orange wire can be connected to the car horn or alternatively to a 12v siren.

## LED Indicators


Indicators	Status	
GPRS LED (Blue)	Flash slowly once every 3 seconds	GPRS mode
	Flash slowly twice every 3 secs	GPRS mode, GPS fixed
	Flash slowly 3 times every 3 secs	GPRS signal is good
GSM LED (Green)	ON	No GSM signal
	Flashing once each second	GSM mode
	Flashing twice each second	GSM mode, GPS fixed
	Flashing 3 times each second	GSM mode, GPS signal good

## Remote Control




Press the ARM button  on the remote control for 0.5 second, the vehicle enters into armed state and the siren will beep once. If the ignition is switched on (ACC on) then the vehicle will not ARM.

## Set up Silent Mode

Press ARM/SILENT MODE  in disarm state for 0.5 seconds, the siren or horn will beep once, the vehicle will then enter ARM and SILENT mode. The siren will not sound if the alarm is triggered but the tracker will send alarm SMS to the authorized numbers.

## Disarm

Press the DISARM button  on the remote control for 0.5 seconds, the vehicle will enter disarm state and the siren will beep twice.

## Vibration Sensor Alarm

The GPS-311C contains a vibration or shock sensor alarm. When the tracker is armed and detects any sudden movement or shock it will sound the vehicles siren or horn if connected to the tracker.

The tracker will send SMS "sensor alarm" by SMS to the authorized numbers.