

A top-down view of a desk setup. On the left, a silver laptop is open, showing its keyboard and trackpad. To the right of the laptop is a pink, textured wallet or pouch. Below the wallet is a white notebook with blue horizontal lines, and a pen is visible at the bottom right. A small green plant is in the top right corner. The background is a light, neutral color.

**BLOG POST**

# **How to Book Us For Your Next Event**

---

25 JUNE 2024

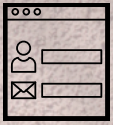


---

# WHERE TO GO FROM HERE?

To officially book us for your next event, here is the procedure:

## Step 1:



Reach us via our “Contact us” page & fill in your basic information such as name, mobile, email and message. Alternatively, select the package you are interested in

## Step 2:



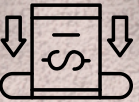
We will get in touch with you within the next 24 hours to confirm availability.

## Step 3:



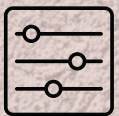
You will receive a FREE quote. Review quotation and sign our contract.

## Step 4:



You will be required to pay the \$200 deposit to confirm booking.

## Step 5:



Once the deposit has been paid. You will be sent a link to view your design preferences, where you can choose your choice of backdrop, template, design or share your own design and we will bring your vision to reality.

## Step 6:



Remaining balance due 14 days before the event (*notice will be given*).

---