



DIFFERENTIAL PRESSURE SWITCH AZ-GFS Series

The differential pressure switch housing unit contains a diaphragm, a snap-acting SPDT switch, and a range adjustment knob with increments. The sample connections located on the side accept 6.35mm (0.25") OD tubing. There are 3 pressure ranges available. 2 pick up tubes and 2m (6.56') of PVC tubing are included. The enclosure cover guards against accidental contact with the live switch terminal screws and the setpoint adjustment knob with indication.



SPECIFICATIONS:

Adjustment Range See product ordering information
 Adjustment Knob Markings Scaled in Pascal and "WC
 Switch Tolerance ±15%
 Maximum Operating Pressure 10 kPa (1.45 PSI) for all pressure ranges
 Medium Air, non-combustible, and non-aggressive gases
 Temperature Range Medium and ambient temperature:
 -20 to 85°C (-4 to 185°F)
 Storage Temperature:
 -40 to 85°C (-40 to 185°F)
 Diaphragm Material Silicone, free of gas emissions
 Pressure Connections 2 plastic pipe connections pieces
 (P1 and P2), external diameter 6.0mm
 P1 for connection to higher pressure (Marked +)
 P2 for connection to lower pressure (Marked -)
 Electrical Rating Max. 1.5A (0.4A) / 250 Vac, 50/60 Hz
 Max. 0.1A / 24 Vdc
 Electrical Connections AMP flat plug 6.3mm x 0.8mm
 Push-on screw terminals
 Cable conduit with cable relief
 Mechanical Working Life Over 10 million switching operations
 Housing Materials Switch body made of PA 6.6
 Cover made of PC
 Protection Category IP54 with cover (NEMA 13)
 Weight With cover 160g
 Included Accessories 2 meters of PVC hose and 2 plastic tubes
 Set of 3 push-on screw terminals
 Approvals CE
 ETL Approves, No. 3192203
 UL508 & CSA 22.2

PART NUMBER SELECTED

PRODUCT SELECTION INFORMATION:

MODEL	Product Description
AZGFS	Adjustable Differential Pressure Switch with Setpoint Indication

CODE	Range
80U	20 to 300 Pa (0.08" to 1.20 "w.c.), Switch differential 10 Pa (0.04" w.c.)
83U	50 to 500 Pa (0.2" to 2.00 "w.c.), Switch differential 20 Pa (0.08" w.c.)
86U	500 to 2500 Pa (2.00" to 10.00 "w.c.), Switch differential 150 Pa (0.60 "w.c.)

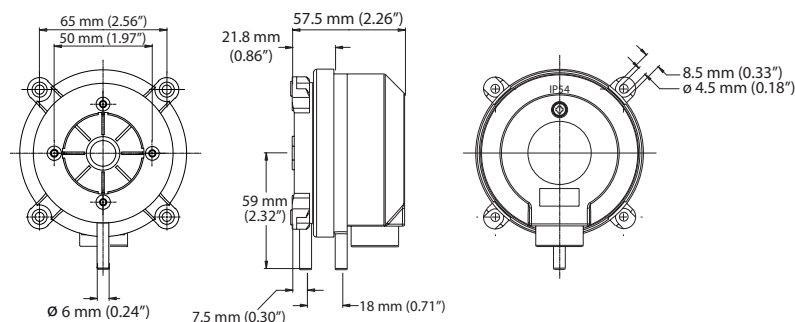
CODE	Electrical Connections
NPIKG	1/2" NPT & duct install kit
M2IKG	M20 & duct install kit
CNIKG	Cap Nut & duct install kit

Greystone Energy Systems, Inc. reserves the right to make design modifications without prior notice.

Available Accessories:

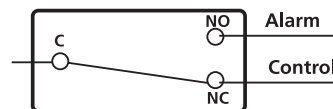
DDP-INSTALLKIT 2 meters of PVC hose and 2 plastic tubes (included)

DIMENSIONS:

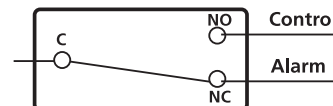


ALARM OR CONTROL:

To prove excessive airflow or pressure



To prove insufficient airflow or pressure



"All Rights Reserved to D-VAC Sales Inc
 sales@dvachvac.com"
 "516-256-3131
 https://dvachvac.com"