



VICTORIA B COOLEY
FINE ART & CUSTOM CREATIONS | www.BAILEYCOOLEY.com


January 2023 Art News & Updates

Welcome 2023!

"The first step towards getting somewhere is to decide you're not going to stay where you are." —J.P. Morgan

Back By Popular Demand!

Many of you have asked to see a breakdown of the steps involved with my painting process again. I did this some time last year and it went over very well! Please see below for descriptions and the finished piece.



Step 1: I use a charcoal stick to layout the composition. It's a rough sketch outlining the basic shapes and placement on the canvas.



Step 2: This is a burnt sienna stain that "kills the white". There are two reasons for this step: it allows me to see more contrast between the lights and darks and it also creates a rich undertone for layering.



Step 3: This is my "color map" where I do a light wash laying out my basic colors. Now I start adding detail and layering the paint. This is also where I aim for dramatic contrasts, pulling out the lights and darks.

Step 5: More layering and adding detail. Still working toward intense lights and darks. This is the stage where I try to invite the viewer into the scene by capturing the feeling of the piece. See below for the finished painting!

Featured Painting- "Flowers For Mare" 18" x 24" on gesso board



Sometimes people say just the right thing at the right time and it can impact your whole life. A few years ago, I was trying to decide next steps for my future and someone said very helpful words to me. I was working a demanding job and spent many hours daydreaming about painting again. I missed being an artist and often felt trapped by my life.

I could always count on Mare to be direct with me, especially when I felt stuck. She unwaveringly said there is no "if", no "down the road", no "maybe." Instead, she told me to act as if my life had already changed in the direction I wanted and to just keep walking that walk. After a short time, my daydreams turned into active steps until I finally took one giant leap and quit my full-time job.

And here I am doing exactly what I want to do, making a living at what I love most!

I wanted to paint something that reminded me of Mare: a simple flower piece with crisp, clear imagery and a peaceful feeling.

More Artwork



"Turtle Beach"
8" x 10" acrylic on gesso board



"Happy Place"
8" x 8" acrylic on canvas




"Conch"
16" x 20" acrylic on canvas



"Tulips"
30" x 40" oil on canvas

Pet Portraits






Roadie
5" x 7" on canvas panel



Potter
5" x 7" on canvas panel



Elfie
5" x 7" on canvas panel



Gigi
5" x 7" on canvas panel

New Mini Canvases



"At Rest"
3" x 4"



"Waterside"
3" x 4"



"Bluffs"
4" x 3"



"Beach Bound"
3" x 4"



"Sandpiper"
3" x 4"

Upcoming Shows

December 31st & January 1st

12th Annual Coconut Point
New Year's Art Festival

January 7th & 8th

Naples New Year's Art Show
600 5th Ave., Naples

January 14th & 15th

Bonita Springs National Art Festival
26100 Old 41, Rd Bonita Springs

January 21st & 22nd

Lakewood Ranch Fine Arts Festival
8100 Lakewood Main St

January 28th & 29th

St Armands Circle Art Festival

February 4th & 5th

Mount Dora Art Festival

February 11th & 12th

Downtown Sarasota Festival of the Arts

February 18th & 19th

Coconut Point Art Festival

February 25th & 26th

Longboat Key Festival of the Arts



Looking forward to seeing you at one of my upcoming shows!

Didn't find what you were looking for?

Click the link below to view my website or visit me at the next art show.

[Check Out My Online Art Store](#)

Victoria B Cooley Fine Art & Custom Creations | 155 S Houle Ave, Sarasota, FL 34232

[Unsubscribe viccooley@gmail.com](mailto:viccooley@gmail.com)

[Update Profile](#) | [Constant Contact Data](#)

Notice
Sent by viccooley@gmail.com powered by



Try email marketing for free today!