

# THE ULTIMATE STUDY STRATEGY BLUEPRINT

.....

A Practical Guide for Middle School,  
High School, & College Students


.....



Dr. April Ruiz

Helping Students Learn How to Learn

<https://elevatedwithdrapril.com/>







# Why Most Students Struggle (It's Not Intelligence)

Most students are not underperforming because they lack ability.

They struggle because no one ever taught them how to learn effectively.

High-achieving students aren't necessarily smarter — they simply use better systems.

Most students were never taught how to:

-  Study for understanding  
—not just completion
-  Manage time effectively  
—with structure and intention
-  Organize materials clearly  
—so nothing gets missed
-  Prepare for tests strategically  
—instead of cramming

When students learn the right system, everything changes.

**This guide gives them that system.**

# The 4-Step Study System

## Step 1: Preview Before Class (5 - 10 Minutes)

Before the lesson even begins:

- Skim headings and subheadings
- Look at bold or highlighted terms
- Write down 2 questions about what you're about to learn

This simple preview increases focus and comprehension during class.

## Step 2: Active Learning During Study Time

Rereading is passive. Learning requires retrieval.

Instead of rereading your notes:

- Close your notebook and summarize from memory
- Teach the concept out loud as if explaining to someone else
- Create practice questions
- Use flashcards for recall – not recognition

If you can explain it without looking, you understand it.

# The 4-Step Study System (cont.)

## Step 3: The 48-Hour Rule

Review your notes within 48 hours of learning the material.

This moves information from short-term memory to long-term retention and prevents last-minute cramming.

Even a 10–15 minute review makes a significant difference.

## Step 4: The Weekly Review Block (30 - 45 Minutes)

Once per week:

- Review all subjects briefly
- Identify weak spots
- Update assignments and deadlines
- Plan the upcoming week

Consistency prevents overwhelm,



# How to Study for Tests (The Right Way)

## What Not to Do

Don't cram the night before.

Don't just reread your notes.

Don't highlight everything and assume you know it.

## What to Do Instead

Start studying 5 - 7 days before the test.

Break material into manageable chunks.

Practice retrieval:

Close your book and write everything you remember.

Use timed practice when possible to simulate test conditions.

Testing yourself is far more powerful than rereading.

# The 60-Minute Study Formula

Use this structure to maximize focus and retention:

10 minutes – Review previous material

25 minutes – Learn new material

5 minutes – Short break

15 minutes – Practice questions or retrieval

5 minutes – Summarize from memory

Then repeat as needed.

Small, structured sessions outperform long, distracted ones.

## Next Steps

This blueprint works – when it's implemented consistently.

If you or your student need personalized support, accountability, or strategy development, I offer structured academic coaching designed to build confidence and independence.

Visit [elevatedwithdrapril.com](https://elevatedwithdrapril.com)

Schedule a consultation

Start building stronger study habits today.

