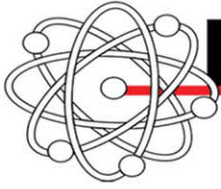


# CONCRETE FUSION™



*HOG CONFINEMENT  
CONCRETE REPAIR*

**ALL**  
PURPOSE CONCRETE  
SEALER™

**OUR PRODUCT  
INCREASES  
CONCRETE  
DENSIFICATION**

**SANTIAGO SANCHEZ**

*Owner / Founder*

**CONCRETE FUSION SEALER Inc.**

**ALL PURPOSE SEALER Inc.**

**319.521.9767**





1320 F Ave NE  
Cedar Rapids, Iowa 52402  
**Santiago Sanchez**  
Owner/Founder  
**319.521.9767**  
santiago@concretefusion.us



## ADD LIFE TO YOUR EXISTING HOG BUILDING FLOOR



Hog confinement buildings that have been around for a period of time - the upper layer / the cream of the concrete gets destroyed by the manure, the urine, and the feed. Hog confinement floors do not have to be replaced. They can be easily repaired. That becomes a great savings to the building owner. Our CONCRETE FUSION product is guaranteed for 10 years not to delaminate from existing concrete.



We mix regular cement with our CONCRETE FUSION system, instead of water. Cement that is mixed with water will eventually delaminate from the existing concrete. Our product has a 10-year guarantee not to delaminate. And it will add life to the existing floor, which becomes a time and cost saver to the farmer.



This is the final result. Our product will not delaminate from existing floors, and will add years to your floor, without having to replace it. The job is completed with cost and time savings. (Within 24 hours - your livestock can be back on the floor.)



After putting down a blob of cement mix, you place the trowel over the blob, and you gently move it forward. You do this to all areas that are damaged.

**CONCRETE FUSION KIT**  
Use the CONCRETE FUSION Kit for repairing hog floors.









1320 F Ave NE  
Cedar Rapids, Iowa 52402  
**Santiago Sanchez**  
Owner/Founder  
**319.521.9767**  
santiago@allpurposesealer.com



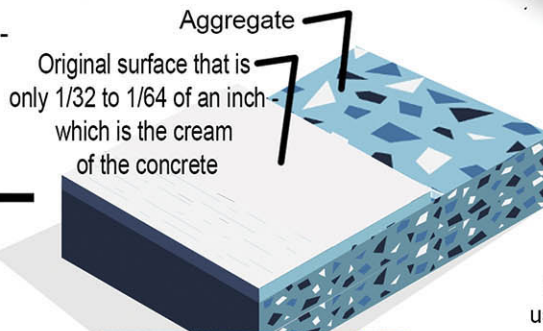
**1** Once the cream of the concrete is removed - which is only 1/32" - 1/64" - you will expose the aggregate layer just below the cream. Once the cream is gone, there is quick deterioration of the concrete.



The original densification of the concrete - it's not very thick. That's why it's important to seal your concrete with **ALL PURPOSE SEALER**



**ALL PURPOSE CONCRETE SEALER KIT**  
Use the ALL PURPOSE SEALER Kit for sealing hog floors.



## IS A CONCRETE DENSIFIER THE SAME AS A SEALER?

Sealers are a film-forming topical application usually made up of acrylics, epoxies, urethanes, and waxes. Sealers can chip or peel off over time and will usually need to be re-applied. Concrete densifiers, on the other hand, work hard at strengthening your concrete from the inside out - Like **ALL PURPOSE SEALER**.



We seal your hog floors with **ALL PURPOSE CONCRETE SEALER**. Our sealer will densify the upper layer of your concrete to add strength and longevity to your existing floor. Our sealer has a 10 year warranty to not delaminate or peel from the existing concrete. One kit will do 480 square feet.




**ALL PURPOSE SEALER**  
Densification (1/2")

Original Densification 1/32 to 1/64


## WHAT IS DENSIFICATION OF CONCRETE?

Densification is a process that involves filling the pores of a concrete floor with a chemical hardener - like **ALL PURPOSE SEALER**. This process can help to increase the strength, durability, and abrasion resistance of the concrete, making it a more suitable surface for heavy foot traffic, machinery, and equipment.



Exposed Aggregate

It's important to grind this surface and then apply **ALL PURPOSE SEALER** for deep densification up to 1/2 inch. Then we grind to remove all the sharp points from the existing aggregate. It makes it nice and comfortable for pigs to walk on, instead of walking on sharp points that can cause stress on a pig.





**I - Santiago Sanchez - Owner & Founder of  
CONCRETE FUSION SEALER Inc.  
and ALL PURPOSE SEALER Inc.**

**have often been asked -**

**How did I get involved in the hog repair business?**

*"Four years ago, my cooperators asked me to replace the tube feeders in my 23 year-old buildings with wet dry feeders that would hold a great deal more feed. Although I had slat savers under the tube feeders and had tried many repair products, I still had severe damage along the edges. Replacing the slats in my buildings was a costly move. Through a friend, I heard of Santiago Sanchez of Cedar Rapids. Santiago was using a product he created to repair concrete driveways and industrial sites. Taking a chance, I contacted Santiago to look at my recently cleaned empty buildings to get his thoughts on my concerns.*

*"I can fix this, no problem!" Santiago told me. Honestly, I thought the guy was an absolute liar. However, after many discussions and my due diligence, we repaired my original 4 buildings. After watching the slats for two rotations, I was so encouraged, I treated yet another fifth building.*

*After four years, my buildings look great and my slats look like they will last a long, long time!*

*I am extremely pleased with the product and would highly recommend Concrete Fusion!"*

**Bob Utter  
Farmer**