

# Data Logger C 70

www.bosch-motorsport.com



- ▶ Cutting-edge 667 MHz Dual Core Processor
- ▶ Recording on USB flash drive (opt.)
- ▶ Supports GPS lap trigger, pre-dated lap time etc.
- ▶ High programming flexibility using mathematical functions and conditional channels

The data logger C 70 integrates a programmable data logging system for motorsport applications for a very competitive price. Additional input devices can be connected via Ethernet and CAN buses.

Data Analysis Software WinDarab is available free of charge as “WinDarab V7 free” on our website. The logger can be upgraded to a 2<sup>nd</sup> logging partition of 1 GB (e.g. for long term recording).

For quick data transfer from the car e.g. during pit stop, data copy to a USB stick is available as an option. The stick is connected to the wiring harness for the C 70.

The device comes with 4 analogue and 4 speed inputs as standard; further 12 analogue inputs are available as optional upgrade.

## Application

Processor	667 MHz Dual Core
Converters	8 kHz AD converters with digital low pass filter
Internal power source	Li/Ion capacitor
Configurable math channels	
User configurable CAN in/out messages	

Sampling rate	Max. 1 ms
Online data compression	
Logging rate	Max. 600 kB/s
Recording channels	1,040
Logged data download speed	Max. 1,000 kB/s
Internal storage capacity	3 GB (standard), plus 1 GB (optional)
LTE Ethernet telemetry support, GSM telemetry support	
RS232 for GPS and telemetry	
CCP-Master, data acquisition from ECU that support CAN calibration protocol (optional)	

## Technical Specifications

### Mechanical Data

Size	151 x 126 x 25.5 mm
Weight	450 g
Protection Classification	IP54 to DIN 40050, Section 9, Issue 2008

Operating temperature internal	-20 to 85°C
Max. vibration	Vibration profile 1 (see Appendix or <a href="http://www.bosch-motor-sport.com">www.bosch-motor-sport.com</a> )

### Electrical Data

Supply voltage	5 to 18 V
----------------	-----------

### Inputs

Analog channels	4 standard, additional 12 optional
Input range	0 to 5 V
Resolution	12 bit
Switchable pull up resistor	For all ANA_IN
Wheel speed inputs	4 Hall-effect or DF11, switchable

### Outputs

Sensor supply 5 V ± 1 % (250 mA)	2
Sensor supply 10 V ± 1 % (250 mA)	1
Sensor supply U_Bat 250 mA	1
Sensor ground	4

### Optional Upgrades

USB_DATA USB-Port unlocked (Rugged USB flash drive Bosch File System (BFS) format included, works with Bosch File System (BFS) preformatted USB Flash drive only)	F 02U V02 214-01
Adapter cable to USB-Port (included in Upgrade USB_DATA)	F 02U V01 343-01
Adapter for wiring harness (included in Upgrade USB_DATA)	F 02U 002 996-01
CCP_MASTER CCP-Master (ASAP2 file from ECU manufacturer required)	F 02U V02 213-01
ETHER_TELE LTE Ethernet Telemetry	F 02U V02 138-01
FULL_LOG_2 Enable full logging performance of 1 GB partition 2	F 02U V02 305-01
I_O EXTENS Enable additional 12 analog input channels	F 02U V02 205-01

### Connectors and Wires

Motorsport connector on logger	AS-216-35 PN
Mating connector AS-616-35 SN	F 02U 000 466-01

### Pin Configuration

Pin	Name	Comment	Status
1	KL_31		Incl.
2	KL_15		Incl.
3	KL_30		Incl.
4	Rev_In_3	Hall or DF11 switchable	Incl.
5	Rev_In_1	Hall or DF11 switchable	Incl.
6	KL_31		Incl.
7	CAN_2_L	CAN speed selectable	Incl.
8	Ethernet_2_TXP		Incl.
9	Ethernet_2_TXN		Incl.
10	Sens_Power_12V	over current protected	Incl.
11	Rev_In_4	Hall or DF11 switchable	Incl.
12	Rev_In_2	Hall or DF11 switchable	Incl.
13	Laptrigger_In		Incl.
14	CAN_2_H	CAN speed selectable	Incl.
15	CAN_1_H	CAN speed selectable	Incl.
16	Ethernet_2_RXP		Incl.
17	Sens_Gnd_4	fused	Incl.
18	Sens_Power 5V	over current protected	Incl.
19	ANA_IN_3	3.01 kOhm switchable	Incl.
20	ANA_IN_4	3.01 kOhm switchable	Incl.
21	Time_Sync	connection to Bosch ECU	Incl.
22	CAN_1_L	CAN speed selectable	Incl.
23	Com_screen	Ethernet and USB screen	Incl.
24	Ethernet_2_RXN		Incl.
25	Sens_Gnd_3	fused	Incl.
26	Sens_Power 5V	over current protected	Incl.
27	ANA_IN_7	3.01 kOhm switchable	Opt.
28	ANA_IN_1	3.01 kOhm switchable	Incl.
29	USB_Device_DP	to Bosch USB stick	Opt.
30	RS232_TX_Telemetry		Incl.
31	Ethernet_1_TXP		Incl.

Pin	Name	Comment	Status
32	Sens_Gnd_2	fused	Incl.
33	Sens_Power_10V	over current protected	Incl.
34	ANA_IN_8	3.01 kOhm switchable	Opt.
35	ANA_IN_10	3.01 kOhm switchable	Opt.
36	USB_Device_Gnd	to Bosch USB stick	Opt.
37	USB_Device_DN	to Bosch USB stick	Opt.
38	RS232_RX_Telemetry	e.g. GSM telemetry	Incl.
39	Ethernet_1_TXN		Incl.
40	Sens_Gnd_1	fused	Incl.
41	ANA_IN_11	3.01 kOhm switchable	Opt.
42	ANA_IN_9	3.01 kOhm switchable	Opt.
43	RS232_TX_GPS		Incl.
44	ANA_IN_16	3.01 kOhm switchable	Opt.
45	USB_Device_Power	to Bosch USB stick	Opt.
46	Ethernet_1_RXP		Incl.
47	ANA_IN_12	3.01 kOhm switchable	Opt.
48	ANA_IN_6	3.01 kOhm switchable	Opt.
49	ANA_IN_2	3.01 kOhm switchable	Incl.
50	ANA_IN_13	3.01 kOhm switchable	Opt.

Pin	Name	Comment	Status
51	ANA_IN_15	3.01 kOhm switchable	Opt.
52	Ethernet_1_RXN		Incl.
53	ANA_IN_5	3.01 kOhm switchable	Opt.
54	RS232_RX_GPS	for GPS sensor input	Incl.
55	ANA_IN_14	3.01 kOhm switchable	Opt.

### Installation Notes

Inspection services	Recommended after 220 h or 2 years, no components to replace
---------------------	--

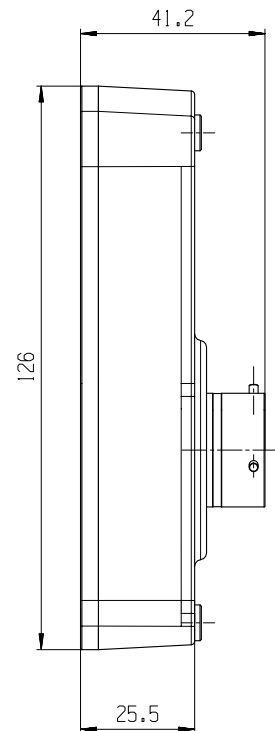
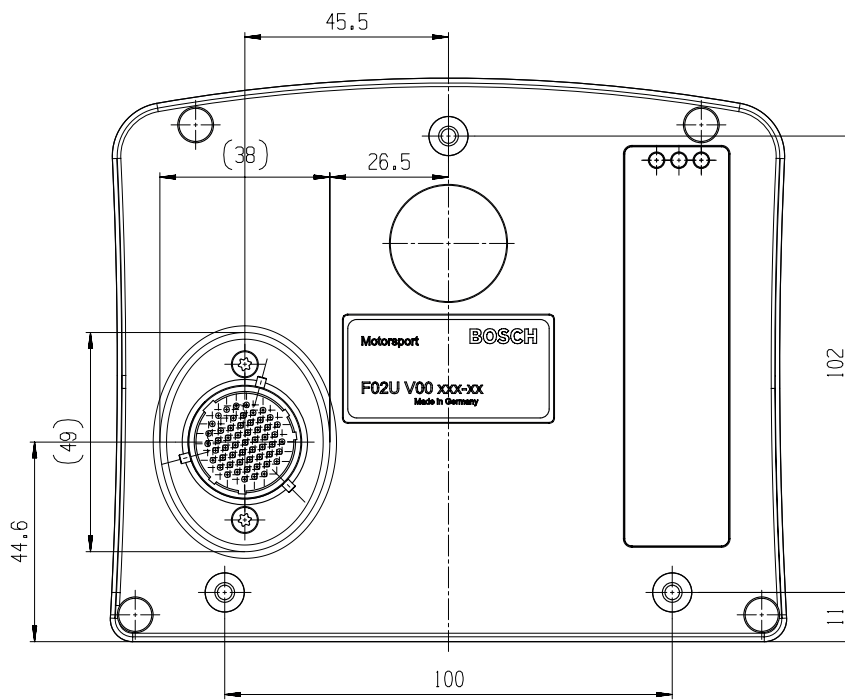

### Communication

CAN interfaces	2
Ethernet 100BaseT	2
Laptrigger input	1
RS232	Telemetry, GPS
Configuration via RaceCon	Over Ethernet or MSA-Box II

### Ordering Information

**Data Logger C 70**  
Order number **F 02U V02 302-01**

Dimensions



Represented by:

**Europe:**  
 Bosch Engineering GmbH  
 Motorsport  
 Robert-Bosch-Allee 1  
 74232 Abstatt  
 Germany  
 Tel.: +49 7062 911 9101  
 Fax: +49 7062 911 79104  
 motorsport@bosch.com  
 www.bosch-motorsport.de

**North America:**  
 Bosch Engineering North America  
 Motorsport  
 38000 Hills Tech Drive  
 Farmington Hills, MI 48331-3417  
 United States of America  
 Tel.: +1 248 876 2977  
 Fax: +1 248 876 7373  
 motorsport@bosch.com  
 www.bosch-motorsport.com

**Latin America:**  
 Robert Bosch Ltda  
 Motorsport  
 Av Juscelino Kubitscheck de  
 Oliveira 11800  
 Zip code 81460-900  
 Curitiba - Parana  
 Brasilia  
 Tel.: +55 41 3341 2057  
 Fax: +55 41 3341 2779

**Asia-Pacific:**  
 Bosch Engineering Japan K.K.  
 Motorsport  
 18F Queen's Tower C, 2-3-5 Minato Riwai  
 Nishi-ku, Yokohama-shi  
 Kanagawa 220-6218  
 Japan  
 Tel.: +81 45 650 5610  
 Fax: +81 45 650 5611  
 www.bosch-motorsport.jp

**Australia, New Zealand and South Africa:**  
 Robert Bosch Pty. Ltd  
 Motorsport  
 1555 Centre Road  
 Clayton, Victoria, 3168  
 Australia  
 Tel.: +61 (3) 9541 3901  
 motor.sport@au.bosch.com