

Lesson plan for presenting - duration 30 minutes+

Learning objectives

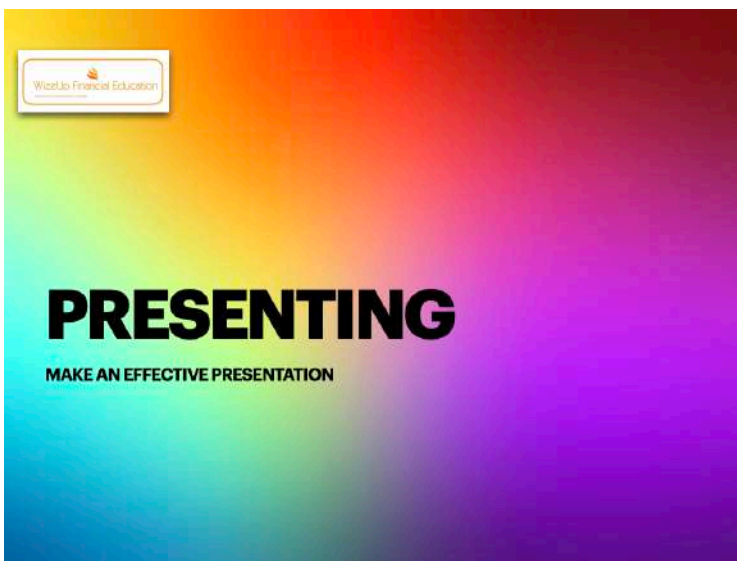
- To make students aware best practices in presenting
- To show students how to go about putting together an effective presentation

Resources

- WizeUp powerpoint presentation
- online games
- Videos
- Kahoot! quiz

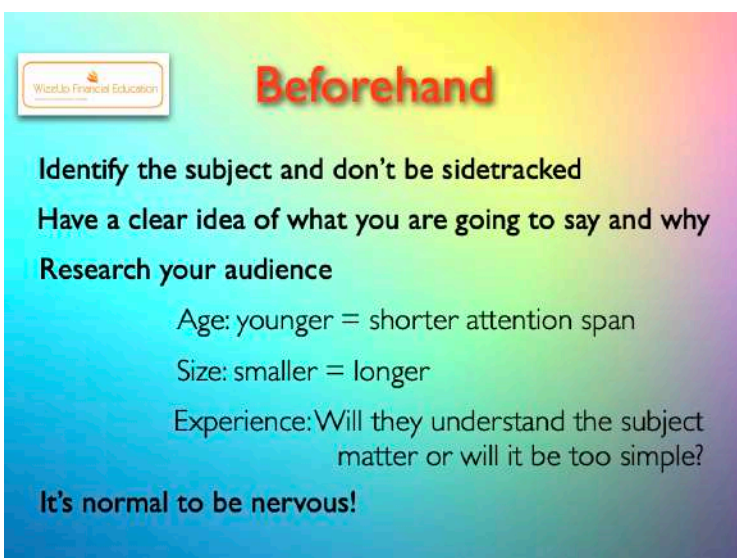
Content & teach activity

Slides



Starter

Everyone is likely to have to do a presentation at some point. Like anything the earlier you try the better you will become



Start by having a very clear idea of your subject. Research your audience - you need to tailor your presentation to fit the audience. Don't worry if you are a bit anxious - everyone gets nervous before a presentation.



2D Script

Don't include slides, props or presentation techniques

Just write the words!

Make sure there is a beginning, a middle with headed sections and an end

Allow for questions at the end

Practice in rough first

The next stage is to turn it into a 2D script
Don't think about slides etc at this stage
Make sure it flows properly



Turn it into a 3D Script

Blend in your presentation method

You can use

Slides

Case studies Stories

Examples Quotes Statistics

Props Questions

Acronyms

Break it down into small sections with something fun in between

Once this is done bring in things that will ENHANCE your words - NOT replace them.
Keep thinking about your audience and what they will react best to



Now practice!

In the 3D form

You don't need an audience at first

Get an idea of timing

Use body language

When you are happy get a friend to watch

Accept criticism and refine the presentation

Once it's in a format you're are happy with start to practice.
Record it on your phone
When you are happy get a friend to watch
Accept their criticism
Amend where necessary
Get an idea of timing
The actual presentation will run 20% longer

WiseUp Financial Education

Slides

Keep to a minimum

No text on slide

Not too many pictures

Bullet points

Cartoons



serious injuries. And many more less serious injuries.
- The most common accident among construction workers is falls, so fall safety is a major qualification from fall training.
- The most frequently injured part of the body is the back.
- Back injuries account for almost one fourth of all construction injuries.

Careful when using slides
 Don't overdo them
 Aim for not more than one for every 2 minutes of presentation
 Don't put lots of text on a slide
 Just bullet points and pictures

WiseUp Financial Education

Delivery

You are well prepared - relax and enjoy it!

Smile and make eye contact with the audience

Try to make a joke - 15 seconds

Story

If people change - look at them

If you can't answer - and go back

Emphasize key points - do well!



Provided you are prepared nothing will go wrong
 Have a conversation with the audience
 Introduce yourself and the subject
 Tell them when they can ask questions
 DON'T read from the slides
 Try to set up so the laptop is in front of you
 Don't make up answers to questions
 If you don't know say so and find out.

WiseUp Financial Education

Secrets of success

Appear relaxed and enthusiastic

Turn off mobile phone!


Take things out of your pockets

Speak to the audience - never the screen

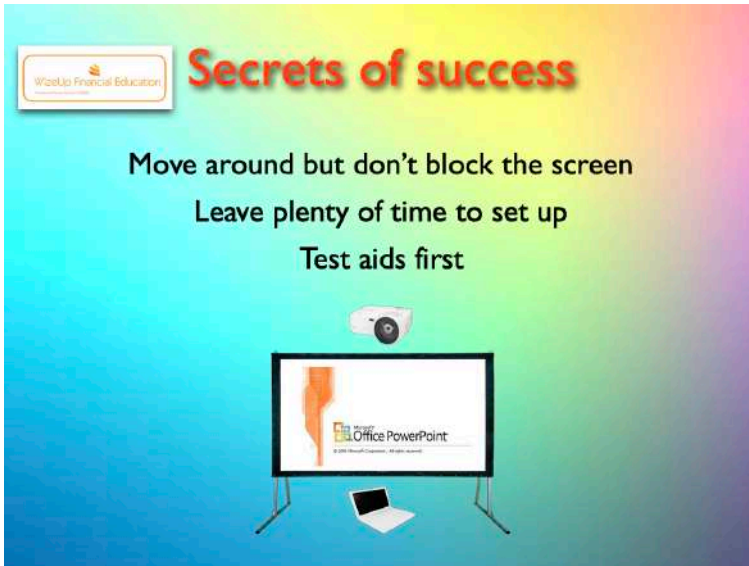
Vary your tone of voice

Try to use individual names

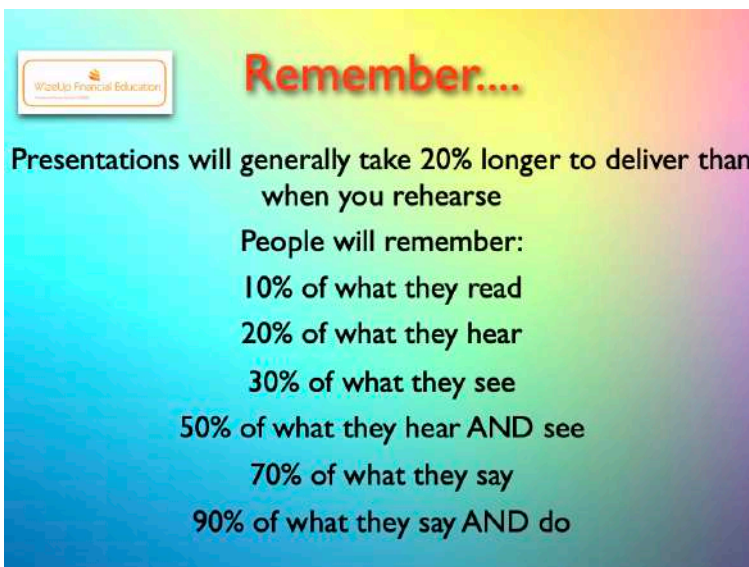
Use name badges or name plaques



Relax
 Turn off your phone
 Take things out of your pocket
 Speak to the audience - never the screen
 The slides back up what you say - they don't prompt you
 If its a small audience try to use individual names



Set up early so you can test everything - you don't want any unexpected hitches.



Go through slide
The more interactive you can make your presentation the more memorable it will be.
Again think of your audience

Could show a film from the website here is time allows

Test Knowledge

Kahoot! Quiz on the website

Plenary

Discuss what shares are.

Ask students to pick 5 shares to start an investment portfolio.
Could look at results over term