


SLS 鋼筋拉拔器

- 中空柱塞設計, 適合性廣泛
- 主軸及缸內硬鉻處理, 耐磨抗腐蝕
- 缸體表面粉體塗裝防銹抗腐蝕

Steel bar tensional tool

- ※Hollow plunger design allows for most application.
- ※Hard chrome plated plunger and inner of barrel resists wear and corrosion.
- ※Powder coat finish for increased corrosion resistance and antirust.

SLS Series



Capacity:
12-30 ton

Clamp Size:
10-32 mm

Maximum Operating Pressure:
700 bar



適用於錨定試驗用
Apply to anchoring bolt

選配

液壓手動泵 (詳見型錄SPH系列)
Equipped with Hydraulic Manual Pump (reference SPH series)

充油防震壓力/荷重表 (詳見型錄XH系列)
Hydraulic Force & Pressure Gauges (reference XH series)

電子式防震壓力/荷重表 (詳見型錄XHD系列)
Digital, Hydraulic Force & Pressure Gauges (reference XHD series)





STF-RSCH

C85 夾片組

C60 夾片組

C75 夾片組



適用噸數 Tons (kN)	適用油缸 Cyl. model	夾座型號 Cup model	適用夾片型號 Clamp model			選配手泵浦 Opt. Hand Pump
						
12 (125kN)	RSCH-12 series	適用於錨定試驗用 Apply to anchoring bolt				SPH-900
20 (215kN)	RSCH-20 series	SLS-C60	SLS-L03 3/8" /10mm	SLS-L04 1/4" /12mm	SLS-L05 5/8" /16mm	SPH-1200
30 (326kN)	RSCH-30 series	SLS-C75	SLS-L06 3/4" /20mm	SLS-L07 7/8" /22mm	SLS-L08 1" /25mm	SPH-2000
30 (326kN)	RSCH-30 series	SLS-C85	SLS-L09 1-1/8" /28mm	SLS-L10 1-1/4" /32mm		SPH-2000