
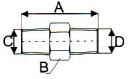

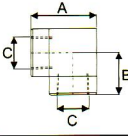

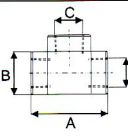

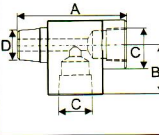

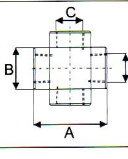

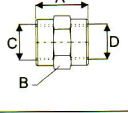

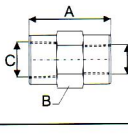

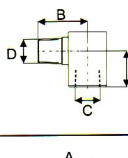

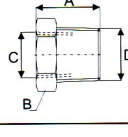

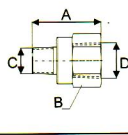

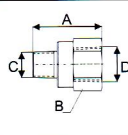


SFZ Fitting

SFZ
Series

Maximum Operating Pressure
700 bar

	Model No.	Description			Dimension(mm)			
		From	To		A	B	C	D
 Hex Nipple	SFZ-1608	1/4"-NPTF Male	1/4"-NPTF Male		38	16	1/4"-18NPTF	1/4"-18NPTF
	SFZ-1617	3/8"-NPTF Male	3/8"-NPTF Male		37	19	3/8"-18NPTF	3/8"-18NPTF
	SFZ-1618	1/4"-NPTF Male	3/8"-NPTF Male		37	19	1/4"-18NPTF	3/8"-18NPTF
	SFZ-1619	3/8"-NPTF Male	3/8"-NPTF Male		51	19	3/8"-18NPTF	3/8"-18NPTF
 Elbow	SFZ-1610	3/8"-NPTF Female	3/8"-NPTF Female		35	22.5	3/8"-18NPTF	—
	SFZ-1638	1/4"-NPTF Female	1/4"-NPTF Female		35	22.5	1/4"-18NPTF	—
 T connector	SFZ-1612	3/8"-NPTF Female	3/8"-NPTF Female		45	25	3/8"-18NPTF	—
	SFZ-1637	1/4"-NPTF Female	1/4"-NPTF Female		45	25	1/4"-18NPTF	—
 Street Tee	SFZB-16312	3/8"-NPTF Female	3/8"-NPTF Male		56	26	3/8"-18NPTF	3/8"-18NPTF
 Cross	SFZ-1613	3/8"-NPTF Female	3/8"-NPTF Female		45	25	3/8"-18NPTF	—
 Coupling	SFZ-1614	3/8"-NPTF Female	3/8"-NPTF Female		29	26	3/8"-18NPTF	3/8"-18NPTF
	SFZ-1605	1/4"-NPTF Female	1/4"-NPTF Female		29	19	1/4"-18NPTF	1/4"-18NPTF
 Reducing Connector	SFZ-1615	3/8"-NPTF Female	1/4"-NPTF Female		28	25	3/8"-18NPTF	1/4"-18NPTF
	SFZ-1625	1/2"-NPTF Female	3/8"-NPTF Female		47	29	1/2"-14NPTF	3/8"-18NPTF
 Street Elbow	SFZ-1616	3/8"-NPTF Male	3/8"-NPTF Female		23	33	3/8"-18NPTF	3/8"-18NPTF
 Bushing	SFZ-1630	1/4"-NPTF Female	3/8"-NPTF Male		19	19	1/4"-18NPTF	3/8"-18NPTF
	SFZB-1630	1/4"-NPTF Female	1/2"-NPTF Male		28	22	1/4"-18NPTF	1/2"-14NPTF
	SFZB-16301	G1/4" Female	3/8"-NPTF Male		19	19	G1/4"	3/8"-18NPTF
 Adaptor	SFZB-16411	1/4"-18NPTF Male	G1/4" Female		35	19	1/4"-18NPTF	G1/4"
	SFZB-16421	1/8"-27NPTF Male	G1/4" Female		31	19	1/8"-27NPTF	G1/4"
	SFZB-16323	1/4"-18NPTF Male	G3/8" Female		43	24	1/4"-18NPTF	G3/8"
	SFZB-16324	3/8"-18NPTF Male	G3/8" Female		43	24	3/8"-18NPTF	G3/8"
 Adaptor	SFZ-1055	1/4"-18NPTF Male	3/8"-18NPTF Female		44	23	1/4"-18NPTF	3/8"-18NPTF
	SFZ-1633	1/4"-18NPTF Male	1/2"-14NPTF Female		43	29	1/4"-18NPTF	1/2"-14NPTF
	SFZ-1634	3/8"-18NPTF Male	1/2"-14NPTF Female		43	29	3/8"-18NPTF	1/2"-14NPTF
	SFZ-1642	1/8"-27NPTF Male	1/4"-18NPTF Female		30	19	1/8"-27NPTF	1/4"-18NPTF