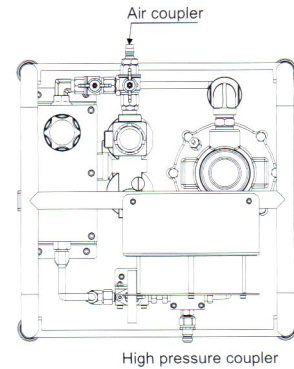
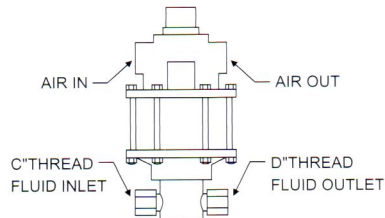



SPAQH/SPHH SERIES

SPAQH High Pressure Frame Air Pump

- Air units (F.R.L.Unit) provide filter · regulator and lubricate
- Input water filter which provide protect.
- Steel base and frame.
- Easy to carry.



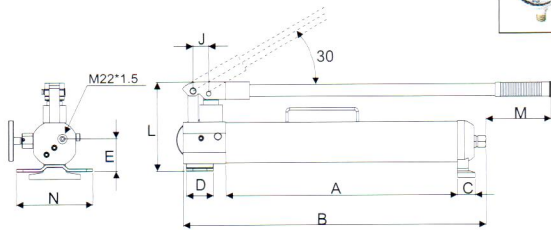
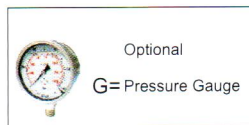
Model Number	Compress Ratio	Output oil (cm ³ /per stroke)	Work press. (bar)	Air press. (Kg/cm ²)	Equipped reservoir ★ (c.c)	Weight (kg)	Dimensions		
							C	D	(mm)
SPAQH-130-1500	1:310	1.2	1500	5~7	5600	25	1/4PT-19	9/16-18UNF	400*400*420
SPAQH-180-1500	1:300	5.0	1500	5~7					
SPAQH-180-2400	1:610	2.4	2400	5~7					

★ Reservoir will be changed by user.

※ Weight and dimension will be changed by reservoir alter.

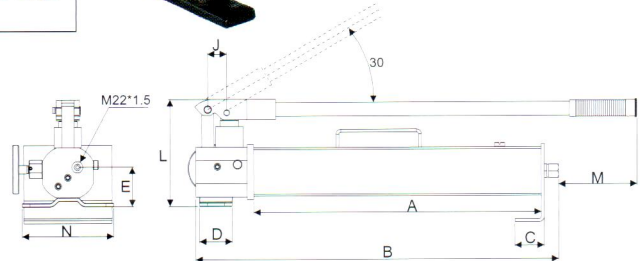
SPHH High Pressure Manual Pump

- Manual Pump include internal pressure relief valve for overload protection.



SPHH -1612, 2012, 2512

SPHH -1620, 2020, 2520



SPHH-1630, 2030, 2530

Model Number	Pump Type	Usable Oil Capacity (cm ³)	Pressure Rating		Oil Displacement per Stroke		Piston Stroke (mm)	Dimensions(mm)								Weight (kg)	
			1 st stage (bar)	2 nd stage (bar)	1 st stage (cm ³)	2 nd stage (cm ³)		A	B	C	D	E	J	L	M		N
SPHH-1612	Two-Speed	1200	14	1600	15.5	1.2	16.65	425	556	32.5	50	61	29	165	120	140	9.0
SPHH-2012		1200	14	2000	15.5	0.9	16.65	425	556	32.5	50	61	29	165	120	140	9.0
SPHH-2512		1200	14	2500	15.5	0.7	16.65	425	556	32.5	50	61	29	165	120	140	9.0
SPHH-1620		2200	14	1600	15.5	1.2	16.65	425	556	32.5	50	61	29	165	120	140	11.0
SPHH-2020		2200	14	2000	15.5	0.9	16.65	425	556	32.5	50	61	29	165	120	140	11.0
SPHH-2520		2200	14	2500	15.5	0.7	16.65	425	556	32.5	50	61	29	165	120	140	11.0
SPHH-1630		3000	14	1600	15.5	1.2	16.65	440	556	45.0	50	61	29	165	120	140	13.0
SPHH-2030		3000	14	2000	15.5	0.9	16.65	440	556	45.0	50	61	29	165	120	140	13.0
SPHH-2530		3000	14	2500	15.5	0.7	16.65	440	556	45.0	50	61	29	165	120	140	13.0