


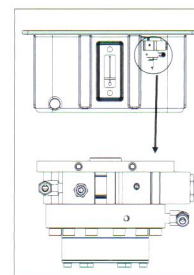
SPE-23TQ Hydraulic Electric/Torque Wrench Pump

- External adjustable pressure regulator and speed.
- Retract side internal relief valve protects tool.
- Opt eight 1/4" ports (include female and male couplers with dust cap), that can synchronize work for 4 hydraulic wrench.
- It can be set automatic stop moving as motor idle running till 20、40、60 seconds.
- Safety start: After stopping, need to press another start button to continue.
- Auto release pressure as no power.
- Heat Exchanger Kit: Design air cooling to avoid pump overheating and costly repair from long work periods.
- High Efficiency, Tri-speed automatic.
- Standard 24V remote.
- All-tool adjustability, regular ratchet tools or suit with SUN RUN hydraulic torque wrench for best performance.
- Brushless motor control and prevent mistake design, more easy to work.

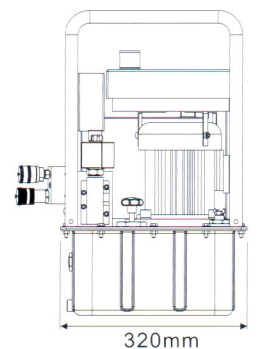


SPE-23TQ2815

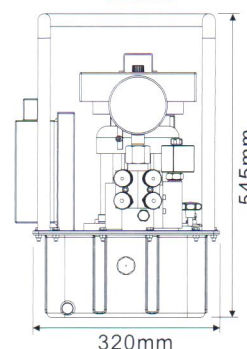
Scale	(N.m) Torque
40	3000
50	5000
60	8000
70	11000
80	16000
90	28000
100	35000



Tri-speed automatic

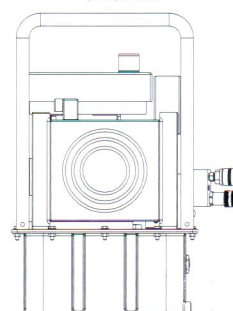


320mm



545mm

320mm



Custom build your Electric Pump:

SPE-23TQ 2 5 1 5 2 0

0 1 2 3 4 5 6

0.Type

TQ= just use in Torque Wrench

1.Voltage

- 1=110V
- 2=230V

2.Hz

- 5=50Hz
- 6=60Hz

3.Phase

- 1=single phase

4.Reservoir (Lx0.26=gal)

- 5=5L(1.3gal)
- 8=8L(2.1gal) Standard
- ★User can order suitable reservoir.

5.Manifold (include 1/4" male-female coupler)

- 1=1 manifold with 1 male and 1 female coupler
- 2=1 manifold with 2 male and 2 female couplers (standard)
- 3=1 manifold with 3 male and 3 female couplers
- 4=1 manifold with 4 male and 4 female couplers

6.Optional

- W=Wheel
- O=Cool system
- G=Pressure Gauge

Model Number	Rpm	dBA at Idle and 700bar	Motor kW (hp)	Amp at 700bar	Flow rate @230VAC(L/min)			Oil tank (L)	Weight (with oil) (kg)
					70 (bar)	400 (bar)	700 (bar)		
SPE-23TQ	2400	80	1.5 (2)	13 /230V	16	1.3	0.65	8	36.2