


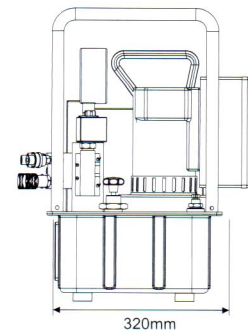
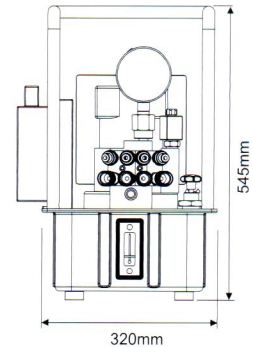
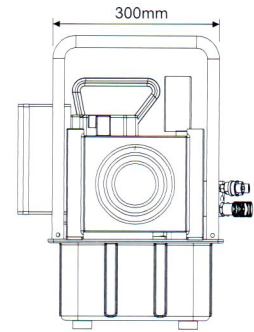
SPE-554 SERIES

SPE-554 Hydraulic Electric/Torque Wrench Pump

- External adjustable pressure regulator.
- Retract side internal relief valve protects tool.
- SPE-554TQ series: just use with Hydraulic Torque Wrench.
- SPE-554TQJ series: just use with Hydraulic lift applications.
- Opt eight 1/4" ports (include female and male couplers with dust cap), that can synchronize work for 4 hydraulic wrench.
- It can be set automatic stop moving as motor idle running till 20、40、60 seconds and pressure release.
- Safety start: After stopping, need to press another start button to continue.
- Heat Exchanger Kit: Design air cooling to avoid pump overheating and costly repair from long work periods.



SPE-554TQ



Custom build your Electric Pump:

SPE-554TQ 1 5 1 8 2 0

0 1 2 3 4 5 6

0.Type

TQ= just use in Torque Wrench
TQJ= using in lift applications

1.Voltage

1=115V
2=230V

2.Hz

5=50Hz / 60Hz

3.Phase

1=single phase

4.Reservoir (Lx0.26=gal)

8=8L(2.1gal)
20=20L(5.2gal)

★User can order suitable reservoir.

5.Manifold (include 1/4" male-female coupler)

1=1 manifold with 1 male and 1 female coupler
2=1 manifold with 2 male and 2 female couplers (standard)
3=1 manifold with 3 male and 3 female couplers
4=1 manifold with 4 male and 4 female couplers

6.Optional

W=Wheel
O=Cool system
G=Pressure Gauge

Model Number	Rpm	dBA at Idle and 700bar	Motor kW (hp)	Amp at 700bar	Flow rate @115VAC(L/min)				Oil tank (L)	Usable oil (L)	Weight (with oil) (kg)
					0 (bar)	50 (bar)	350 (bar)	700 (bar)			
SPE-554	12000	80	0.84 (1-1/8)	25 /110V	11.3	7.1	1.2	0.9	8	7	32
				13 /230V							